CONTENTS

COUPLINGS + 4-139

CAM & GROOVE 4-15
CRIMPTEK 16, 32-39
BSPT 17
SELF LOCKING 18-19
ELBOW 20-21
SPECIALTY 22-26
TTMA 27
REPLACEMENT HANDLES & GASKETS 28-31
FUEL TANKER 40-55
DRY DISCONNECT 56-59
PIN LUG 60-61
SHANK 62-63
BAUER TYPE 64-65
RING LOCK 66
SANDBLAST / CROWFEET / GROUND JOINT 67-69
FOOT VALVES/ STRAINERS 70-71
BRASS FITTINGS 72-77
QUICK CONNECT 78-81
HYDRAULICS 82-103
CLAMPS 104-121
SAFETY 122-123
SHOP AIDS 124-131
BANJO 132-139

FIRE PROTECTION 140-157

NOZZLES 142-145
VALVES 146-149
CLAPPERS & COUPLINGS 150-151
ADAPTERS 152-154
STORZ 155
WRENCHES & INDUSTRIAL MONITORS..... 156-157

GAUGES 158-169

THERMOMETERS 160
THERMOWELL 161
GAUGES 162-167
SIPHONS 168
NEEDLE VALVES 169
PRESSURE SNUBBERS 169

PIPE FITTINGS / VALVES 170-199

COMBINATION NIPPLES 172-177
NIPPLES 178-180
MERCHANT 181
COUPLINGS 182-183
HAMMER UNION 184-185
FLANGES 186-189
STUB ENDS 190-191
VALVES 192-199

HOSE / HOSE PROTECTION 200-258

INDUSTRIAL RUBBER HOSE 203-223
THERMOPLASTIC HOSE 224-241
FIRE/MILL HOSE 242-251
HYDRAULIC HOSE 252-255
HOSE PROTECTION 256-258

SHEET RUBBER 259-267

MATTING 260
SKIRTBOARD 261
SHEET RUBBER 262-267

TECHNICAL DATA & INDEX

TECHNICAL DATA 268-276
INDEX 277-284

TERMS OF SALE

TERMS:

1/2% 10 Days, net 30 Days

FREIGHT:

All shipments are made FOB Seal Fast Inc. or Point of Manufacturer. (Applies to shipments from Houston Warehouse Only) Freight prepaid on $1500 Net Couplings and accessories, $2500 PVC Tubing, Braided Tubing, Fire & Mill hose. Freight prepaid on $4000 Net Couplings, Rubber Hose, PVC Hose and Sheet Rubber with the exclusion of all PVC Suction including 6" and 8" PVC Suction ONLY orders. If combined with other items freight is prepaid at $3000 Net, otherwise these items will Not be applied toward prepaid freight. **Effective immediately, regardless of invoice value, all uncoupled cut lengths of hoses are shipped FOB Seal Fast Inc.** Seal Fast Inc. reserves the right to determine the most Economical shipping method on all prepaid shipments. **In addition, Seal Fast Inc. reserves the right to refuse any prepaid shipments exceeding 6% freight cost of the order unless items are added or subtracted to keep said freight cost at or below 6%.** Applies to Continental United States, excluding Alaska and Hawaii. **Any evidence of shortage must be reported to Seal Fast Inc. within 10 days. Any Damage to hose/hoses, etc. customer is responsible for filing a claim with the delivery carrier within 10 days. Seal Fast Inc. will not issue credit.**

ALL UPS prepay and add or collect shipments will endure a **$7.50** shipping and handling fee including All backorders.

All drop shipments will endure a $5.00 fee.

WARRANTY:

Products are warranted against defects in workmanship and defects in material. Products having such defects will be replaced or credited as Seal Fast elects. Liability is limited to the invoice value of the defective item. Our responsibility shall not exceed the original purchase price of the defective product. In any event, Seal Fast, Inc. shall not be held responsible for any special or consequential damages.

RETURNED GOODS:

If for any reason you wish to return goods, please contact Seal Fast Inc. for prior authorization number. Goods must be returned within 30 days and must be in new and resaleable condition. Minimum handling charge is 15%.

All discrepancies in shipment / invoice must be reported within 10 days of receipt of goods.

PROMPT PAYMENT:

Orders receive preferred treatment when the account is paid promptly. Orders may be held up if any unpaid invoice exceeds 30 days.

MINIMUM INVOICE:

All invoices are subject to a minimum billing charge of 50.00 net. Returned checks are subject to a $25.00 service charge.

GENERAL:

Orders will be accepted subject to delays caused by accident, strike, fire or other causes beyond the control of the seller including failure of seller's suppliers to deliver. Prices, discounts and other specifications are subject to change without notice. All prices are subject to any applicable taxes imposed. The possessions of this price schedule is not to be construed as an offer to sell at the prices shown. Special price for volume quotes will be accepted in writing only.

PLEASE NOTE:

Extra care is taken in the preparation of this literature but Seal Fast, Inc. is not responsible for any inadvertent typographical errors or omissions.

SEAL FAST, INC.

5603 Harvey Wilson Dr.
Houston, TX 77020

(713) 675-6324 or 800-231-0734 | FAX (713) 675-0146 or 800-681-1515 | E-mail sales@sealfast.com

DISCLAIMERS

Product Images

- Seal Fast makes every reasonable effort to show accurate product representation, however pictures are for reference only, and do not necessarily reflect the exact product you will receive.
- Seal Fast reserves the right to alter product appearance without notice. Some product features shown in pictures may no longer be available.

Product Specifications

- Seal Fast is continuously working to provide the best quality for the best price.
- We reserve the right to alter product specifications without notice.

Product Usage

- Our Sales Team will do their best to assist in choosing the best product for a particular application. However, it is ultimately the customer's responsibility to determine the correct product for the correct application.
- Seal Fast will not be held liable for the abuse or misuse of our products in a manner in which they are not designed.
- Seal Fast cannot guarantee the integrity of an assembly if other manufacturers parts are used.

Product Availability

- Seal Fast reserves the right to discontinue products at any time without prior notice.

Product Pricing

- Seal Fast is constantly doing our best to maintain pricing levels. However, circumstances change and while many prices go down, others will increase.
- Please contact your sales associate for current pricing.

Custom Made Products

- All custom made product sales are final and Non-Refundable.

COUPLINGS +
FIRE PROTECTION
GAUGES
PIPE FITTINGS/ VALVES
HOSES
SHEET RUBBER

WELCOME TO SEALFAST

THE SIMPLE SOLUTION

COUPLINGS | HOSES |
VALVES | GAUGES | CLAMPS |
FITTINGS | HYDRAULIC | STRAINERS |
SHEET RUBBER | SHOP AIDS

SEALFAST.COM
SALES@SEALFAST.COM
713.675.6324
800.231.0734
5603 HARVEY WILSON DRIVE
HOUSTON TX 77020

COUPLINGS +
FIRE PROTECTION
GAUGES
PIPE FITTINGS/ VALVES
HOSES
SHEET RUBBER

CAT 1

CAM & GROOVE COUPLINGS

COUPLINGS +

INDEX

1 CAM & GROOVE 4-15
2 CRIMPTEK 16, 32-39
3 BSPT 17
4 SELF LOCKING 18-19
5 ELBOW 20-21
6 SPECIALTY 22-26
7 TTMA 27
8 REPLACEMENT HANDLES & GASKETS 28-31
9 FUEL TANKER 40-55
10 DRY DISCONNECT 56-59
11 PIN LUG 60-61
12 SHANK 62-63
13 BAUER TYPE 64-65
14 RING LOCK 66
15 SANDBLAST / CROWFEET / GROUND JOINT 67-69
16 FOOT VALVES / STRAINERS 70-71
17 BRASS FITTINGS 72-77
18 QUICK CONNECT 78-81
19 HYDRAULICS 82-103
20 CLAMPS 104-121
21 SAFETY..... 122-123
22 SHOP AIDS 124-131
23 BANJO 132-139

FEMALE NPT X MALE ADAPTER

Size	WORKING PSI	ALUMINUM		BRASS		316 SS		304 SS	
		Part #	List	Part #	List	Part #	List	Part #	List
1/2”	150	A 050IAL		A 050IBR		A 050SS		A 050SS304	
1/2 x 3/4”	150	A 05075IAL		A 05075IBR		A 05075SS		--	--
3/4”	150	A 075IAL		A 075IBR		A 075SS		A 075SS304	
1”	150	A 100IAL		A 100IBR		A 100SS		A 100SS304	
1-1/4”	150	A 125IAL		A 125IBR		A 125SS		A 125SS304	
1-1/2”	150	A 150IAL		A 150IBR		A 150SS		A 150SS304	
2”	150	A 200IAL		A 200IBR		A 200SS		A 200SS304	
2-1/2”	150	A 250IAL		A 250IBR		A 250SS		A 250SS304	
3”	150	A 300IAL		A 300IBR		A 300SS		A 300SS304	
4”	150	A 400IAL		A 400IBR		A 400SS		A 400SS304	
5”	75	A500IAL		A 500IBR		A 500SS		A 500SS304	
6”	75	A 600IAL		A 600IBR		A 600SS		A 600SS304	
8”	40	A 800IALNAE*		*NAE is “Large Body”		--		--	
8”	40	A 800IALPTK**		**PTK is “Small Body”		A 800SSPTK**		--	
10”	25	A 1000IAL		--		--		--	
12”	25	A 1200IAL		--		--		--	

TYPE A

Size	WORKING PSI	PLATED IRON		WORKING PSI	POLYPROPYLENE		NYGLASS	
		Part #	List		Part #	List	Part #	List
1/2 x 3/4”	150	---		100	** A 050075PP		---	---
3/4”	150	---		100	A 075PP		A 075NG	
1”	150	A 100CI		100	A 100PP		A 100NG	
1-1/4”	150	---		100	A 125PP		A 125NG	
1-1/2”	150	A 150CI		100	A 150PP		A 150NG	
2”	150	A 200CI		100	A 200PP		A 200NG	
3”	150	A 300CI		100	A 300PP		A 300NG	
4”	150	A 400CI		75	A 400PP		A 400NG	
5”	75	A 500CI		---	---		---	
6”	75	A 600CI		---	---		---	

WARNING: Cam & Groove Couplings should **NOT** be used with any compressed gas, including steam or air. Metal fittings should not be used with Polypropylene Cam & Groove.

CAM & GROOVE COUPLINGS

COUPLINGS +

FEMALE COUPLER X MALE NPT

All Couplers Supplied with Buna-N Gaskets

Size	WORKING PSI	ALUMINUM		BRASS		316 SS		304 SS	
		Part #	List	Part #	List	Part #	List	Part #	List
1/2”	150	B 050IAL		B 050IBR		B 050SS		B 050SS304	
1/2 x 3/4”	150	B 05075IAL		B 05075IBR		B 05075SS		--	--
3/4”	150	B 075IAL		B 075IBR		B 075SS		B 075SS304	
1”	150	B 100IAL		B 100IBR		B 100SS		B 100SS304	
1-1/4”	150	B 125IAL		B 125IBR		B 125SS		B 125SS304	
1-1/2”	150	B 150IAL		B 150IBR		B 150SS		B 150SS304	
2”	150	B 200IAL		B 200IBR		B 200SS		B 200SS304	
2-1/2”	150	B 250IAL		B 250IBR		B 250SS		B 250SS304	
3”	150	B 300IAL		B 300IBR		B 300SS		B 300SS304	
4”	150	B 400IAL		B 400IBR		B 400SS		B 400SS304	
5”	75	B 500IAL		B 500IBR		B 500SS		B 500SS304	
6”	75	B 600IAL		B 600IBR		B 600SS		B 600SS304	
8”	40	B 800IALNAE*		*NAE is “Large Body”		--		--	
8”	40	B 800IALPTK**		**PTK is “Small Body”		B 800SSPTK**		--	

TYPE B

Size	WORKING PSI	PLATED IRON		WORKING PSI	POLYPROPYLENE		NYGLASS	
		Part #	List		Part #	List	Part #	List
1/2 x 3/4”	150	---		100	** B 050075PP		---	---
3/4”	150	---		100	B 075PP		B 075NG	
1”	150	B 100CI		100	B 100PP		B 100NG	
1-1/4”	150	---		100	B 125PP		B 125NG	
1-1/2”	150	B 150CI		100	B 150PP		B 150NG	
2”	150	B 200CI		100	B 200PP		B 200NG	
3”	150	B 300CI		75	B 300PP		B 300NG	
4”	150	B 400CI		75	B 400PP		B 400NG	
5”	75	B 500CI		---	---		---	
6”	75	B 600CI		---	---		---	

WARNING: Cam & Groove Couplings should **NOT** be used with any compressed gas, including steam or air. Metal fittings should not be used with Polypropylene Cam & Groove.

FEMALE COUPLER X SHANK

All Couplers Supplied with Buna-N Gaskets

Size	WORKING PSI	ALUMINUM		BRASS		316 SS		304 SS	
		Part #	List	Part #	List	Part #	List	Part #	List
1/2”	150	C 050IAL		C 050IBR		C 050SS		C 050SS304	
1/2 x 3/4”	150	C 05075IAL		C 05075IBR		C 05075SS		--	--
3/4”	150	C 075IAL		C 075IBR		C 075SS		C 075SS304	
1”	150	C 100IAL		C 100IBR		C 100SS		C 100SS304	
1-1/4”	150	C 125IAL		C 125IBR		C 125SS		C 125SS304	
1-1/2”	150	C 150IAL		C 150IBR		C 150SS		C 150SS304	
2”	150	C 200IAL		C 200IBR		C 200SS		C 200SS304	
2-1/2”	150	C 250IAL		C 250IBR		C 250SS		C 250SS304	
3”	150	C 300IAL		C 300IBR		C 300SS		C 300SS304	
4”	150	C 400IAL		C 400IBR		C 400SS		C 400SS304	
5”	75	C 500IAL		C 500IBR		C 500SS		C 500SS304	
6”	75	C 600IAL		C 600IBR		C 600SS		C 600SS304	
8”	40	C 800IALNAE*	*NAE is “Large Body”			--		--	
8”	40	C 800IALPTK**	**PTK is “Small Body”			C 800SSPTK**		--	
10”	25	C 1000IAL		--		--		--	
12”	25	C 1200IAL		--		--		--	

TYPE C

Size	WORKING PSI	PLATED IRON	
		Part #	List
1/2 x 3/4”	150	---	
3/4”	150	---	
1”	150	C 100CI	
1-1/4”	150	---	
1-1/2”	150	C 150CI	
2”	150	C 200CI	
3”	150	C 300CI	
4”	150	C 400CI	
5”	75	C 500CI	
6”	75	C 600CI	

WORKING PSI	POLYPROPYLENE		NYGLASS	
	Part #	List	Part #	List
100	** C 050075PP		---	---
100	C 075PP		C 075NG	
100	C 100PP		C 100NG	
100	C 125PP		C 125NG	
100	C 150PP		C 150NG	
100	C 200PP		C 200NG	
100	C 300PP		C 300NG	
75	C 400PP		C 400NG	

** **WARNING**: Working Pressures may vary depending on how the couplings are attached to the hose assembly. Before operation, always check the hose assembly for proper attachment and that couplings are in working order.

WARNING: Cam & Groove Couplings should **NOT** be used with any compressed gas, including steam or air. Metal fittings should not be used with Polypropylene Cam & Groove.

CAM & GROOVE COUPLINGS

COUPLINGS +

FEMALE COUPLER X FEMALE NPT

All Couplers Supplied with Buna-N Gaskets



Size	WORKING PSI	ALUMINUM		BRASS		316 SS		304 SS	
		Part #	List	Part #	List	Part #	List	Part #	List
1/2”	150	D 050IAL		D 050IBR		D 050SS		D 050SS304	
1/2 x 3/4”	150	D 05075IAL		D 05075IBR		D 05075SS		--	--
3/4”	150	D 075IAL		D 075IBR		D 075SS		D 075SS304	
1”	150	D 100IAL		D 100IBR		D 100SS		D 100SS304	
1-1/4”	150	D 125IAL		D 125IBR		D 125SS		D 125SS304	
1-1/2”	150	D 150IAL		D 150IBR		D 150SS		D 150SS304	
2”	150	D 200IAL		D 200IBR		D 200SS		D 200SS304	
2-1/2”	150	D 250IAL		D 250IBR		D 250SS		D 250SS304	
3”	150	D 300IAL		D 300IBR		D 300SS		D 300SS304	
4”	150	D 400IAL		D 400IBR		D 400SS		D 400SS304	
5”	75	D 500IAL		D 500IBR		D 500SS		D 500SS304	
6”	75	D 600IAL		D 600IBR		D 600SS		D 600SS304	
8”	40	D 800IALNAE*	*NAE is “Large Body”			--		--	
8”	40	D 800IALPTK**	**PTK is “Small Body”			D 800SSPTK**		--	
10”	25	D 1000IAL		--		--		--	
12”	25	D 1200IAL		--		--		--	

TYPE D

Size	WORKING PSI	PLATED IRON	
		Part #	List
1/2 x 3/4”	150	---	
3/4”	150	---	
1”	150	D 100CI	
1-1/4”	150	---	
1-1/2”	150	D 150CI	
2”	150	D 200CI	
3”	150	D 300CI	
4”	150	D 400CI	
5”	75	D 500CI	
6”	75	D 600CI	

WORKING PSI	POLYPROPYLENE		NYGLASS	
	Part #	List	Part #	List
100	D 050075PP		---	
100	D 075PP		D 075NG	
100	D 100PP		D 100NG	
100	D 125PP		D 125NG	
100	D 150PP		D 150NG	
100	D 200PP		D 200NG	
75	D 300PP		D 300NG	
75	D 400PP		D 400NG	
75	---		---	
75	---		---	

WARNING: Cam & Groove Couplings should **NOT** be used with any compressed gas, including steam or air. Metal fittings should not be used with Polypropylene Cam & Groove.

MALE ADAPTER X SHANK

*1/2 - 1 1/2 Aluminum Cam Lock may not have a machined shank

Size	WORKING PSI	ALUMINUM		BRASS		316 SS		304 SS	
		Part #	List	Part #	List	Part #	List	Part #	List
1/2”	150	E 050IAL		E 050IBR		E 050SS		E 050SS304	
1/2 x 3/4”	150	E 05075IAL		E 05075IBR		E 05075SS		--	
3/4”	150	E 075IAL		E 075IBR		E 075SS		E 075SS304	
1”	150	E 100IAL		E 100IBR		E 100SS		E 100SS304	
1-1/4”	150	E 125IAL		E 125IBR		E 125SS		E 125SS304	
1-1/2”	150	E 150IAL		E 150IBR		E 150SS		E 150SS304	
2”	150	E 200IAL		E 200IBR		E 200SS		E 200SS304	
2-1/2”	150	E 250IAL		E 250IBR		E 250SS		E 250SS304	
3”	150	E 300IAL		E 300IBR		E 300SS		E 300SS304	
4”	150	E 400IAL		E 400IBR		E 400SS		E 400SS304	
5”	75	E 500IAL		E 500IBR		E 500SS		E 500SS304	
6”	75	E 600IAL		E 600IBR		E 600SS		E 600SS304	
8”	40	E 800IALNAE*		*NAE is “Large Body”		--		--	
8”	40	E 800IALPTK**		**PTK is “Small Body”		E 800SSPTK**		--	
10”	25	E 1000IAL		--		--		--	
12”	25	E 1200IAL		--		--		--	

TYPE F

Size	WORKING PSI	PLATED IRON	
		Part #	List
1/2 x 3/4”	150	---	
3/4”	150	---	
1”	150	E 100CI	
1-1/4”	150	---	
1-1/2”	150	E 150CI	
2”	150	E 200CI	
3”	150	E 300CI	
4”	150	E 400CI	
5”	75	E 500CI	
6”	75	E 600CI	

WORKING PSI	POLYPROPYLENE		NYGLASS	
	Part #	List	Part #	List
100	** E 050075PP		---	
100	E 075PP		E 075NG	
100	E 100PP		E 100NG	
100	E 125PP		E 125NG	
100	E 150PP		E 150NG	
100	E 200PP		E 200NG	
100	E 300PP		E 300NG	
75	E 400PP		E 400NG	
75	---		---	
75	---		---	

WARNING: Cam & Groove Couplings should **NOT** be used with any compressed gas, including steam or air. Metal fittings should not be used with Polypropylene Cam & Groove.

CAM & GROOVE COUPLINGS

COUPLINGS +

MALE ADAPTER X MALE NPT

Size	WORKING PSI	ALUMINUM		BRASS		316 SS		304 SS	
		Part #	List	Part #	List	Part #	List	Part #	List
1/2”	150	F 050IAL		F 050IBR		F 050SS		F 050SS304	
1/2 x 3/4”	150	F 05075IAL		F 05075IBR		F 05075SS		--	
3/4”	150	F 075IAL		F 075IBR		F 075SS		F 075SS304	
1”	150	F 100IAL		F 100IBR		F 100SS		F 100SS304	
1-1/4”	150	F 125IAL		F 125IBR		F 125SS		F 125SS304	
1-1/2”	150	F 150IAL		F 150IBR		F 150SS		F 150SS304	
2”	150	F 200IAL		F 200IBR		F 200SS		F 200SS304	
2-1/2”	150	F 250IAL		F 250IBR		F 250SS		F 250SS304	
3”	150	F 300IAL		F 300IBR		F 300SS		F 300SS304	
4”	150	F 400IAL		F 400IBR		F 400SS		F 400SS304	
5”	75	F 500IAL		F 500IBR		F 500SS		F 500SS304	
6”	75	F 600IAL		F 600IBR		F 600SS		F 600SS304	
8”	40	F 800IALNAE*		*NAE is “Large Body”		--		--	
8”	40	F 800IALPTK**		**PTK is “Small Body”		F 800SSPTK**		--	
10”	25	F 1000IAL		--		--		--	
12”	25	F 1200IAL		--		--		--	

TYPE F

Size	WORKING PSI	PLATED IRON	
		Part #	List
1/2 x 3/4”	150	---	
3/4”	150	---	
1”	150	F 100CI	
1-1/4”	150	---	
1-1/2”	150	F 150CI	
2”	150	F 200CI	
3”	150	F 300CI	
4”	150	F 400CI	
5”	75	F 500CI	
6”	75	F 600CI	

WORKING PSI	POLYPROPYLENE		NYGLASS	
	Part #	List	Part #	List
100	** F 050075PP		---	
100	F 075PP		F 075NG	
100	F 100PP		F 100NG	
100	F 125PP		F 125NG	
100	F 150PP		F 150NG	
100	F 200PP		F 200NG	
75	F 300PP		F 300NG	
75	F 400PP		F 400NG	
75	---		---	
75	---		---	

WARNING: Cam & Groove Couplings should **NOT** be used with any compressed gas, including steam or air. Metal fittings should not be used with Polypropylene Cam & Groove.

DUST CAP

All Couplers Supplied with Buna-N Gaskets

– NOT DESIGNED FOR PRESSURE APPLICATIONS –

Size	WORKING PSI	ALUMINUM		BRASS		316 SS		304 SS	
		Part #	List	Part #	List	Part #	List	Part #	List
1/2”	150	DC 050IAL		DC 050IBR		DC 050SS		DC 050SS304	
3/4”	150	DC 075IAL		DC 075IBR		DC 075SS		DC 075SS304	
1”	150	DC 100IAL		DC 100IBR		DC 100SS		DC 100SS304	
1-1/4”	150	DC 125IAL		DC 125IBR		DC 125SS		DC 125SS304	
1-1/2”	150	DC 150IAL		DC 150IBR		DC 150SS		DC 150SS304	
2”	150	DC 200IAL		DC 200IBR		DC 200SS		DC 200SS304	
2-1/2”	150	DC 250IAL		DC 250IBR		DC 250SS		DC 250SS304	
3”	150	DC 300IAL		DC 300IBR		DC 300SS		DC 300SS304	
4”	150	DC 400IAL		DC 400IBR		DC 400SS		DC 400SS304	
5”	150	DC 500IAL		DC 500IBR		DC 500SS		DC 500SS304	
6”	75	DC 600IAL		DC 600IBR		DC 600SS		DC 600SS304	
8”	75	DC 800IALNAE*		*NAE is “Large Body”		--		--	
8”	40	DC 800IALPTK**		**PTK is “Small Body”		DC 800SSPTK		--	
10”	25	DC 1000IAL		--		--		--	
12”	25	DC 1200IAL		--		--		--	

TYPE* DC

Size	WORKING PSI	PLATED IRON		WORKING PSI	POLYPROPYLENE		NYGLASS	
		Part #	List		Part #	List	Part #	List
3/4”	150	---		100	DC 075PP		DC 075NG	
1”	150	DC 100CI		100	DC 100PP		DC 100NG	
1-1/4”	150	---		100	DC 125PP		DC 125NG	
1-1/2”	150	DC 150CI		100	DC 150PP		DC 150NG	
2”	150	DC 200CI		100	DC 200PP		DC 200NG	
3”	150	DC 300CI		75	DC 300PP		DC 300NG	
4”	150	DC 400CI		75	DC 400PP		DC 400NG	
5”	75	DC 500CI		75	---		---	
6”	75	DC 600CI			---		---	

WARNING: Cam & Groove Couplings should **NOT** be used with any compressed gas, including steam or air. Metal fittings should not be used with Polypropylene Cam & Groove.

CAM & GROOVE COUPLINGS

COUPLINGS +

DUST PLUG

– NOT DESIGNED FOR PRESSURE APPLICATIONS –

Size	WORKING PSI	ALUMINUM		BRASS		316 SS		304 SS	
		Part #	List	Part #	List	Part #	List	Part #	List
1/2”	150	DP 050IAL		DP 050IBR		DP 050SS		DP 050SS304	
3/4”	150	DP 075IAL		DP 075IBR		DP 075SS		DP 075SS304	
1”	150	DP 100IAL		DP 100IBR		DP 100SS		DP 100SS304	
1-1/4”	150	DP 125IAL		DP 125IBR		DP 125SS		DP 125SS304	
1-1/2”	150	DP 150IAL		DP 150IBR		DP 150SS		DP 150SS304	
2”	150	DP 200IAL		DP 200IBR		DP 200SS		DP 200SS304	
2-1/2”	150	DP 250IAL		DP 250IBR		DP 250SS		DP 250SS304	
3”	150	DP 300IAL		DP 300IBR		DP 300SS		DP 300SS304	
4”	150	DP 400IAL		DP 400IBR		DP 400SS		DP 400SS304	
5”	150	DP 500IAL		DP 500IBR		DP 500SS		DP 500SS304	
6”	75	DP 600IAL		DP 600IBR		DP 600SS		DP 600SS304	
8”	75	DP 800IALNAE*		*NAE is “Large Body”		--		--	
8”	40	DP 800IALPTK**		**PTK is “Small Body”		DP 800SSPTK		--	
10”	25	DP 1000IAL		--		--		--	
12”	25	DP 1200IAL		--		--		--	

TYPE* DP

Size	WORKING PSI	PLATED IRON		WORKING PSI	POLYPROPYLENE		NYGLASS	
		Part #	List		Part #	List	Part #	List
3/4”	150	---		100	DP 075PP		DP 075NG	
1”	150	DP 100CI		100	DP 100PP		DP 100NG	
1-1/4”	150	---		100	DP 125PP		DP 125NG	
1-1/2”	150	DP 150CI		100	DP 150PP		DP 150NG	
2”	150	DP 200CI		100	DP 200PP		DP 200NG	
3”	150	DP 300CI		75	DP 300PP		DP 300NG	
4”	150	DP 400CI		75	DP 400PP		DP 400NG	
5”	75	DP 500CI		75	---		---	
6”	75	DP 600CI		75	---		---	

WARNING: Cam & Groove Couplings should **NOT** be used with any compressed gas, including steam or air. Metal fittings should not be used with Polypropylene Cam & Groove.

FEMALE NPT X MALE ADAPTER

TYPE **A**

Size	WORKING PSI	356 T6 ALUMINUM Part #	List
2”	150	A 200AL	
3”	150	A 300AL	
4”	150	A 400AL	
6”	75	A 600AL	

FEMALE COUPLER X MALE NPT

TYPE **B**

Size	WORKING PSI	356 T6 ALUMINUM Part #	List
2”	150	B 200AL	
3”	150	B 300AL	
4”	150	B 400AL	
6”	75	B 600AL	

FEMALE COUPLER X SHANK

TYPE **C**

Size	WORKING PSI	356 T6 ALUMINUM Part #	List
2”	150	C 200AL	
3”	150	C 300AL	
4”	150	C 400AL	
6”	75	C 600AL	

FEMALE COUPLER X FEMALE NPT

TYPE **D**

Size	WORKING PSI	356 T6 ALUMINUM Part #	List
2”	150	D 200AL	
3”	150	D 300AL	
4”	150	D 400AL	
6”	75	D 600AL	

WARNING: Working Pressures may vary depending on how the couplings are attached to the hose assembly. Before operation, always check the hose assembly for proper attachment and that couplings are in working order.

WARNING: Cam & Groove Couplings should **NOT** be used with any compressed gas, including steam or air. Metal fittings should not be used with Polypropylene Cam & Groove.

MALE ADAPTER X SHANK

TYPE **E**

Size	WORKING PSI	356 T6 ALUMINUM Part #	List
2”	150	E 200AL	
3”	150	E 300AL	
4”	150	E 400AL	
6”	75	E 600AL	

MALE ADAPTER X MALE NPT

TYPE **F**

Size	WORKING PSI	356 T6 ALUMINUM Part #	List
2”	150	F 200AL	
3”	150	F 300AL	
4”	150	F 400AL	
6”	75	F 600AL	

DUST CAP

– NOT DESIGNED FOR PRESSURE APPLICATIONS –

TYPE **DC**

Size	WORKING PSI	356 T6 ALUMINUM Part #	List
2”	150	DC 200AL	
3”	150	DC 300AL	
4”	150	DC 400AL	
6”	75	DC 600AL	

DUST PLUG

TYPE **DP**

Size	WORKING PSI	356 T6 ALUMINUM Part #	List
2”	150	DP 200AL	
3”	150	DP 300AL	
4”	150	DP 400AL	
6”	75	DP 600AL	

WARNING: Cam & Groove Couplings should **NOT** be used with any compressed gas, including steam or air. Metal fittings should not be used with Polypropylene Cam & Groove.

FEMALE COUPLER X SHANK

*Aluminum & Brass have Machined Shanks

TYPE C

Size	WORKING PSI	ALUMINUM Part #	ALUMINUM List	BRASS Part #	BRASS List	316 SS Part #	316 SS List
1”	150	C 100ALC		C 100BRC		C 100SSC	
1-1/2”	150	C 150ALC		C 150BRC		C 150SSC	
2”	150	C 200ALC		C 200BRC		C 200SSC	
2-1/2”	150	C 250ALC		C 250BRC		C 250SSC	
3”	150	C 300ALC		C 300BRC		C 300SSC	
4”	150	C 400ALC		C 400BRC		C 400SSC	
6”	75	C 600ALC		C 600BRC		C 600SSC	

FEMALE BSPT X MALE ADAPTER

TYPE A

Size	WORKING PSI	ALUMINUM Part #	ALUMINUM List	316 SS Part #	316 SS List
1-1/2”	150	A 150IALBSP		A 150SSBSP	
2”	150	A 200IALBSP		A 200SSBSP	
3”	150	A 300IALBSP		A 300SSBSP	
4”	150	A 400IALBSP		A 400SSBSP	
6”	75	A 600IALBSP		---	

FEMALE COUPLER X MALE BSPT

TYPE B

ALUMINUM Part #	ALUMINUM List	316 SS Part #	316 SS List
B 150IALBSP		B 150SSBSP	
B 200IALBSP		B 200SSBSP	
B 300IALBSP		B 300SSBSP	
B 400IALBSP		B 400SSBSP	
B 600IALBSP		---	

MALE ADAPTER X SHANK

TYPE E

Size	WORKING PSI	ALUMINUM Part #	ALUMINUM List	BRASS Part #	BRASS List	316 SS Part #	316 SS List
1”	150	E 100ALC		E 100BRC		E 100SSC	
1-1/2”	150	E 150ALC		E 150BRC		E 150SSC	
2”	150	E 200ALC		E 200BRC		E 200SSC	
2-1/2”	150	E 250ALC		E 250BRC		E 250SSC	
3”	150	E 300ALC		E 300BRC		E 300SSC	
4”	150	E 400ALC		E 400BRC		E 400SSC	
6”	75	E 600ALC		E 600BRC		E 600SSC	

FEMALE COUPLER X FEMALE BSPT

TYPE D

Size	WORKING PSI	ALUMINUM Part #	ALUMINUM List	316 SS Part #	316 SS List
1-1/2”	150	D 150IALBSP		D 150SSBSP	
2”	150	D 200IALBSP		D 200SSBSP	
3”	150	D 300IALBSP		D 300SSBSP	
4”	150	D 400IALBSP		D 400SSBSP	
6”	75	D 600IALBSP		---	

MALE ADAPTER X MALE BSPT

TYPE F

ALUMINUM Part #	ALUMINUM List	316 SS Part #	316 SS List
F 150IALBSP		F 150SSBSP	
F 200IALBSP		F 200SSBSP	
F 300IALBSP		F 300SSBSP	
F 400IALBSP		F 400SSBSP	
F 600IALBSP		---	

WARNING: Cam & Groove Couplings should **NOT** be used with any compressed gas, including steam or air. Metal fittings should not be used with Polypropylene Cam & Groove.

WARNING: Cam & Groove Couplings should **NOT** be used with any compressed gas, including steam or air. Metal fittings should not be used with Polypropylene Cam & Groove.

COUPLINGS +

FEMALE COUPLER X MALE NPT

TYPE **B**

Size	WORKING PSI	ALUMINUM Part #	ALUMINUM List	BRASS Part #	BRASS List	316 SS Part #	316 SS List
1”	150	B 100ALSK		B 100BRSK		B 100SSK	
1-1/2”	150	B 150ALSK		B 150BRSK		B 150SSK	
2”	150	B 200ALSK		B 200BRSK		B 200SSK	
2-1/2”	150	B 250ALSK		B 250BRSK		B 250SSK	
3”	150	B 300ALSK		B 300BRSK		B 300SSK	
4”	150	B 400ALSK		B 400BRSK		B 400SSK	

FEMALE COUPLER X HOSE SHANK

TYPE **C**

Size	WORKING PSI	ALUMINUM * Part #	ALUMINUM List	BRASS * Part #	BRASS List	316 SS * Part #	316 SS List
1”	150	C 100ALSK		C 100BRSK		C 100SSK	
1-1/2”	150	C 150ALSK		C 150BRSK		C 150SSK	
2”	150	C 200ALSK		C 200BRSK		C 200SSK	
2-1/2”	150	C 250ALSK		C 250BRSK		C 250SSK	
3”	150	C 300ALSK		C 300BRSK		C 300SSK	
4”	150	C 400ALSK		C 400BRSK		C 400SSK	
6”	75	C 600ALSK		---		---	

TYPE **CR**

Size	Part #	List
3” x 2-1/2”	CR 3025SSK	

* WARNING: Working Pressures may vary depending on how the couplings are attached to the hose assembly. Before operation, always check the hose assembly for proper attachment and that couplings are in working order.

FEMALE COUPLER X MALE ADAPTER w/PIPE TAP

TYPE **DA**

Size	WORKING PSI	316 SS Part #	316 SS List
3” X 2”	150	DA 3020SSK	

w/ 1/2” Pipe Tap

316 SS Part #	316 SS List
DA 3020-1SSK	

WARNING: Cam & Groove Couplings should **NOT** be used with any compressed gas, including steam or air. Metal fittings should not be used with Polypropylene Cam & Groove.

COUPLINGS +

FEMALE COUPLER X FEMALE NPT

TYPE **D**



Size	WORKING PSI	ALUMINUM Part #	ALUMINUM List	BRASS Part #	BRASS List	316 SS Part #	316 SS List
1”	150	D 100ALSK		D 100BRSK		D 100SSK	
1-1/2”	150	D 150ALSK		D 150BRSK		D 150SSK	
2”	150	D 200ALSK		D 200BRSK		D 200SSK	
2-1/2”	150	D 250ALSK		D 250BRSK		D 250SSK	
3”	150	D 300ALSK		D 300BRSK		D 300SSK	
4”	150	D 400ALSK		D 400BRSK		D 400SSK	
6”	75	D 600ALSK		---		---	

DUST CAP COUPLER

– NOT DESIGNED FOR PRESSURE APPLICATIONS –

TYPE **DC**

Size	WORKING PSI	ALUMINUM Part #	ALUMINUM List	BRASS Part #	BRASS List	316 SS Part #	316 SS List
1”	0	DC 100ALSK		DC 100BRSK		DC 100SSK	
1-1/2”	0	DC 150ALSK		DC 150BRSK		DC 150SSK	
2”	0	DC 200ALSK		DC 200BRSK		DC 200SSK	
2-1/2”	0	DC 250ALSK		DC 250BRSK		DC 250SSK	
3”	0	DC 300ALSK		DC 300BRSK		DC 300SSK	
4”	0	DC 400ALSK		DC 400BRSK		DC 400SSK	

FEMALE COUPLER X FEMALE COUPLER

TYPE **DD**

Size	WORKING PSI	316 SS Part #	316 SS List
2”	150	DD 200SSK	
3”	150	DD 300SSK	

* With auto-lock handles

WARNING: Cam & Groove Couplings should **NOT** be used with any compressed gas, including steam or air. Metal fittings should not be used with Polypropylene Cam & Groove.

COUPLINGS +

90° - MALE ADAPTER X FEMALE NPT

Size	WORKING PSI	ALUMINUM Part #	ALUMINUM List	WORKING PSI	316 SS Part #	316 SS List	WORKING PSI	POLYPROPYLENE Part #	POLYPROPYLENE List
1-1/2"	150	A150AL90			---		75	A15090PP	
2"	150	A200AL90			---		75	A20090PP	
3"	150	A300AL90		150	A300SS90			---	
4"	150	A400AL90			---			---	

90° - FEMALE COUPLER X MALE NPT

Size	WORKING PSI	ALUMINUM Part #	ALUMINUM List	WORKING PSI	POLYPROPYLENE Part #	POLYPROPYLENE List
1-1/2"	150	B150AL90		75	B15090PP	
2"	150	B200AL90		75	B20090PP	
3"		---			---	
4"		---			---	

90° - FEMALE COUPLER X SHANK

Size	WORKING PSI	ALUMINUM Part #	ALUMINUM List	WORKING PSI	316 SS Part #	316 SS List	WORKING PSI	POLYPROPYLENE Part #	POLYPROPYLENE List
1"		---			---		75	C10090PP	
1-1/2"	150	C150AL90		150	C150SS90		75	C15090PP	
2"	150	C200AL90		150	C200SS90		75	C20090PP	
3"	150	C300AL90		150	C300SS90		75	C30090PP	
4"	150	C400AL90			---			---	
6"	150	C600AL90			---			---	

90° - FEMALE COUPLER X FEMALE NPT

Size	WORKING PSI	ALUMINUM Part #	ALUMINUM List	WORKING PSI	316 SS Part #	316 SS List	WORKING PSI	POLYPROPYLENE Part #	POLYPROPYLENE List
1"		---		150	D100SS90			---	
1-1/2"	150	D150AL90			---		75	D15090PP	
2"	150	D200AL90		150	D200SS90		75	D20090PP	
3"	150	D300AL90		150	D300SS90				
4"	150	D400AL90			---				
6"	150	D600AL90			---				

90° - MALE ADAPTER X SHANK

Size	WORKING PSI	ALUMINUM Part #	ALUMINUM List	WORKING PSI	316 SS Part #	316 SS List	WORKING PSI	POLYPROPYLENE Part #	POLYPROPYLENE List
1-1/2"	150	---			---		75	E15090PP	
2"	150	---			---		75	E20090PP	
3"	150	E300AL90		150	E300SS90			---	
4"	150	E400AL90			---			---	

90° - MALE ADAPTER X MALE NPT

Size	WORKING PSI	ALUMINUM Part #	ALUMINUM List	WORKING PSI	316 SS Part #	316 SS List	WORKING PSI	POLYPROPYLENE Part #	POLYPROPYLENE List
1-1/2"	150	F150AL90			---		75	F15090PP	
2"	150	F200AL90			---		75	F20090PP	
3"	150	---		150	F300SS90			---	

WARNING: Cam & Groove Couplings should **NOT** be used with any compressed gas, including steam or air. Metal fittings should not be used with Polypropylene Cam & Groove.

COUPLINGS +

90° - FEMALE COUPLER X MALE ADAPTOR

45° - FEMALE COUPLER X MALE ADAPTOR

Size	WORKING PSI	ALUMINUM Part #	ALUMINUM List	316 SS Part #	316 SS List	ALUMINUM Part #	ALUMINUM List	PLATED IRON Part #	PLATED IRON List
1.5"	150	DA150AL90		---		---		---	
2"	150	DA200AL90		DA200SS90		DA200AL45		---	
2" X 3"	150	DA2030AL90		---				---	
3"	150	DA300AL90		DA300SS90		DA300AL45		---	
3" X 2"	150	DA3020AL90		---				---	
3" X 4"	150	DA3040AL90		---		---		---	
4"	150	DA400AL90		DA400SS90		DA400AL45		DA400CI45	
4" X 3"	150	DA4030AL90		---		---		---	
6"	75	DA600AL90		---		DA600AL45		---	
6" X 4"	75	---		---		DA6040AL45		---	

90° - F X F COUPLER

45° - F X M COUPLER

15° - F X NPT COUPLER

Size	WORKING PSI	ALUMINUM Part #	ALUMINUM List	ALUMINUM Part #	ALUMINUM List
2"	150	DD200AL90		---	
3"	150	DD300AL90		---	
4"	150	DD400AL90		DD400AL45	
6"	150	DD600AL90		---	

Size	WORKING PSI	316 SS Part #	316 SS List
2"	150	F200SS15	

WARNING: Cam & Groove Couplings should **NOT** be used with any compressed gas, including steam or air. Metal fittings should not be used with Polypropylene Cam & Groove.

CAM & GROOVE COUPLINGS

SPECIALTY

SOCKET WELD X ADAPTER

TYPE AW

Size	WORKING PSI	ALUMINUM Part #	ALUMINUM Bore	ALUMINUM List	316 SS Part #	316 SS Bore	316 SS List
2”	150	AW 200AL	2.40”		AW 200SSI	2.40”	
3”	150	AW 300AL	3.535”		AW 300SSI	3.535”	
4”	150	AW 400AL	4.530”		AW 400SSI	4.530”	
6”	75	AW600AL	6.55”		AW 600SSI	6.55”	

The Bore Size is for Schedule 40 Pipe Only

SOCKET WELD X COUPLER

TYPE DW

ALUMINUM Part #	ALUMINUM Bore	ALUMINUM List	316 SS Part #	316 SS Bore	316 SS List
DW 200AL	2.390”		DW 200SSI	2.390”	
DW 300AL	3.530”		DW 300SSI	3.530”	
DW 400AL	4.530”		DW 400SSI	4.530”	
DW 600AL	6.55”		DW 600SSI	6.55”	

The Bore Size is for Schedule 40 Pipe Only

FLANGED ADAPTER - 150

TYPE FA

Size	WORKING PSI	ALUMINUM Part #	ALUMINUM List	316 SS Part #	316 SS List
1”	150	---		FA 100SS	
1 -1/2"	150	---		FA 150SS	
2”	150	FA 200AL		FA 200SS	
3”	150	FA 300AL		FA 300SS	
4”	150	FA 400AL		FA 400SS	
6”	75	FA 600AL		FA 600SS	
8”	75	*FA 800ALPTK	*PTK is “Small Body”		

FLANGED COUPLER - 150

TYPE FC

ALUMINUM Part #	ALUMINUM List	316 SS Part #	316 SS List
---		FC 100SS	
---		FC 150SS	
FC 200AL		FC 200SS	
FC 300AL		FC 300SS	
FC 400AL		FC 400SS	
FC 600AL		FC 600SS	
*FC 800ALPTK	*PTK is “Small Body”		

SELF LOCKING

TYPE FC

ALUMINUM Part #	ALUMINUM List	316 SS Part #	316 SS List
---		---	
---		---	
FC 200ALSK		FC 200SSK	
FC 300ALSK		FC 300SSK	
FC 400ALSK		FC 400SSK	
---		---	
---		---	

LOCKABLE DUST CAP – NOT DESIGNED FOR PRESSURE APPLICATIONS –

TYPE DCL

Size	WORKING PSI	ALUMINUM Part #	ALUMINUM List	BRASS Part #	BRASS List	316 SS Part #	316 SS List
1-1/2”	0	DCL 150IAL		---		DCL 150SS	
2”	0	DCL 200IAL		DCL 200IBR		DCL 200SS	
3”	0	DCL 300IAL		DCL 300IBR		DCL 300SS	
4”	0	DCL 400IAL		DCL 400IBR		DCL 400SS	
6”	0	DCL 600IAL		---		---	

REPLACEMENT HANDLE

316 SS Part #	316 SS List

LH 200SS	
LH 300SS	
LH 400SS	
LH 600SS	

WARNING: Cam & Groove Couplings should **NOT** be used with any compressed gas, including steam or air. Metal fittings should not be used with Polypropylene Cam & Groove.

SPECIALTY

CAM & GROOVE COUPLINGS

SPOOL ADAPTERS - MALE ADAPTER X MALE ADAPTER

w/PIPE TAP

TYPE SA

Size	WORKING PSI	ALUMINUM Part #	ALUMINUM List	BRASS Part #	BRASS List	316 SS Part #	316 SS List
3/4”	150	---		---		SA 075SS	
1”	150	SA 100AL		SA 100BR		SA 100SS	
1-1/4”	150	SA 125AL		SA 125BR		SA 125SS	
1-1/2”	150	SA 150AL		SA 150BR		SA 150SS	
1-1/2” X 2”	150	SA 1520AL		---		SA 1520SS	
2”	150	SA 200AL		SA 200BR		SA 200SS	
2” X 2-1/2”	150	SA 2025AL		---		SA 2025SS	
2” x 3”	150	SA 2030AL		---		SA 2030SS	
2-1/2”	150	SA 250AL		SA 250BR		SA 250SS	
2-1/2” X 3”	150	SA 2530AL		---		SA 2530SS	
2-1/2” X 4”	150	SA 2540AL		---		---	
3”	150	SA 300AL		SA 300BR		SA 300SS	
3” X 4”	150	SA 3040AL		---		SA 3040SS	
3” X 2-1/2”	150	SA 3025AL		---		---	
4”	150	SA 400AL		SA 400BR		SA 400SS	
4” X 1-1/2”	150	SA 4015AL		---		---	
4” X 2”	150	SA 4020AL		---		---	
4” X 3”	150	---		---		SA 4020SS	
4” X 5”	150	SA 4050AL		---		---	
4” X 6”	150	SA 4060AL		---		SA 4060SS	
5”	75	SA 500AL		---		SA 500SS	
6”	75	SA 600AL		---		SA 600SS	

TYPE SA-

Size	WORKING PSI	316 SS Part #	316 SS List
2” X 2” X 1/2” NPT	150	SA 200-1SS	
2” X 2” X 3/4” NPT	150	SA 200-2SS	
3” X 3” X 1/2” NPT	150	SA 300-1SS	
3” X 3” X 3/4” NPT	150	SA 300-2SS	
3” X 3” X 1” NPT	150	SA 300-3SS	

SPOOL COUPLERS - FEMALE COUPLER X FEMALE COUPLER

W /PIPE TAP

TYPE DD

Size	WORKING PSI	ALUMINUM Part #	ALUMINUM List	BRASS Part #	BRASS List	316 SS Part #	316 SS List
1-1/2”	150	DD 150AL		---		DD 150SS	
2”	150	DD 200AL		---		DD 200SS	
2-1/2”	150	DD 250AL		---		DD 250SS	
3”	150	DD 300AL		---		DD 300SS	
3” X 2”	150	DD 3020AL		---		DD 3020SS	
3” X 2-1/2”	150	DD 3025AL				---	
3” X 4”	150	DD 3040AL		---		DD 3040SS	
4”	75	DD 400AL		DD 400BR		DD 400SS	
4” X 6”	75	--		--		DD 4060SS	
4-1/2”	75	DD 4015AL		---		---	
5”	75	---		---		DD 500SS	
5” X 4”	75	DD 500AL		---		DD 5040SS	
6”	75	DD 600AL		---		---	

TYPE DD-

Size	WORKING PSI	316 SS Part #	316 SS List
2” X 2” X 1/2” NPT	150	DD 200-1SS	
2” X 2” X 3/4” NPT	150	DD 200-2SS	
3” X 3” X 1/2” NPT	150	DD 300-1SS	
3” X 3” X 3/4” NPT	150	DD 300-2SS	

WARNING: Cam & Groove Couplings should **NOT** be used with any compressed gas, including steam or air. Metal fittings should not be used with Polypropylene Cam & Groove.

COUPLINGS +

REDUCING DA - FEMALE COUPLER X MALE ADAPTER

TYPE **DA**

Size	WORKING PSI	ALUMINUM Part #	ALUMINUM List	BRASS Part #	BRASS List	316 SS Part #	316 SS List
1-1/2" x 1"	150	DA 1510AL		---		DA 1510SS	
1-1/2" X 2"	150	DA 1520AL		---		DA 1520SS	
2" X 1"	150	---		---		DA 2010SS	
2" X 1-1/2"	150	DA 2015AL		---		DA 2015SS	
2" X 2"	150	---		---		DA 2020SS	
2" X 3"	150	DA 2030AL		DA 2030BR		DA 2030SS	
2" X 4"	150	DA 2040AL		---		DA 2040SS	
2-1/2" x 2"	150	---		---		DA 2520SS	
3" X 1-1/2"	150	DA 3015AL		---		DA 3015SS	
3" X 2"	150	DA 3020AL		DA 3020BR		DA 3020SS	
3" X 2-1/2"	150	DA 3025AL		---		---	
3" X 3"	150	---		---		DA 3030SS	
3" X 4"	150	DA 3040AL		DA 3040BR		DA 3040SS	
3" X 6"	150	DA 3060AL		---		---	
4" X 1-1/2"	150	DA 4015AL		---		---	
4" X 2"	150	DA 4020AL		DA 4020BR		DA 4020SS	
4" X 2.5"	150	DA 4025AL		---		DA 4025SS	
4" X 3"	150	DA 4030AL		DA 4030BR		DA 4030SS	
4" X 5"	150	DA 4050AL		---		---	
4" X 6"	150	DA 4060AL		---		DA 4060SS	
5" X 4"	150	DA 5040AL		---		---	
6" X 3"	75	DA 6030AL		---		---	
6" X 4"	75	DA 6040AL		DA 6040BR		DA 6040SS	
6" X 5"	75	DA 6050AL		---		---	
8" X 6"	75	*DA 8060ALPTK		*PTK is *"Small Body"*		--	

w/PIPE TAP

TYPE **DA-**

Size	WORKING PSI	316 SS Part #	316 SS List
2" X 2" X 1/2" NPT	150	DA 2020-1SS	
2" X 2" X 3/4" NPT	150	DA 2020-2SS	
3" X 2" X 1/2" NPT	150	DA 3020-1SS	
3" X 2" X 3/4" NPT	150	DA 3020-2SS	
3" X 2" X 1" NPT	150	DA 3020-3SS	
3" X 3" X 1/2" NPT	150	DA 3030-1SS	
3" X 4" X 1/2" NPT	150	DA 3040-1SS	
3" X 4" X 3/4" NPT	150	DA 3040-2SS	
4" X 3" X 1/2" NPT	150	DA 4030-1SS	
4" X 3" X 3/4" NPT	150	DA 4030-2SS	

REDUCING A - M X F NPT

TYPE **AR**

Size	WORKING PSI	ALUMINUM Part #	ALUMINUM List	316 SS Part #	316 SS List
1-1/2" x 2"	150	AR 1520AL		---	
2" X 1-1/2"	150	AR 2015AL		---	
2" x 2-1/2"	150	AR 2025AL		---	
2" x 3"	150	AR 2030AL		AR 2030SS	
2-1/2" x 2"	150	AR 2520AL		---	
3" X 2"	150	AR 3020AL		AR 3020SS	
3" X 4"	150	AR 3040AL		AR 3040SS	
4" X 3"	150	AR 4030AL		---	
4" X 6"	150	AR 4060AL		---	
6" X 4"	75	AR 6040AL		AR 6040SS	

REDUCING BR - F X M NPT

TYPE **BR**

Size	WORKING PSI	ALUMINUM Part #	ALUMINUM List	316 SS Part #	316 SS List
1-1/2" X 1"	150	BR 1510AL		---	
2" x 1-1/2"	150	BR 2015AL		BR 2015SS	
2-1/2" x 2"	150	BR 2520AL		---	
2" X 3"	150	BR 2030AL		---	
2-1/2" x 3"	150	BR 2530AL		---	
3" X 2"	150	BR 3020AL		---	
3" x 2-1/2"	150	BR 3025AL		---	
3" X 4"	150	BR 3040AL		---	
4" X 3"	150	BR 4030AL		---	
6" X 4"	75	BR 6040AL		---	

LONGNECK BLN - F X M NPT

TYPE **BLN**

Size	WORKING PSI	ALUMINUM Part #	ALUMINUM List	316 SS Part #	316 SS List
1-1/2" X 1-1/2"	150	BLN1515AL		BLN1515SS	
2" X 2"	150	BLN200AL		BLN2020SS	
3" X 3"	150	BLN3030AL		BLN\3030SS	
4" X 4"	150	BLN4040AL		BLN4040SS	
6" X 6"	75	BLN6060AL		--	
8" X 8"	75	*BLN800ALNAE		*NAE is "Large Body"	
8" X 8"	75	**BLN800ALPTK		**PTK is "Small Body"	

WARNING: Cam & Groove Couplings should **NOT** be used with any compressed gas, including steam or air. Metal fittings should not be used with Polypropylene Cam & Groove.

REDUCING C - FEMALE COUPLER X SHANK

TYPE **CR**

Size	WORKING PSI	ALUMINUM * Part #	ALUMINUM List	316 SS * Part #	316 SS List	316 SS - LOCKING * Part #	316 SS - LOCKING List
1-1/2" X 1"	150	CR 1510AL		CR 1510SS		---	
2" X 1"	150	CR 2010AL		---		---	
2" X 1-1/4"	150	CR 2012AL		---		---	
2" X 1-1/2"	150	CR 2015AL		CR 2015SS		---	
2-1/2" x 1-1/2"	150	CR 2515AL		---		---	
2-1/2" x 2"	150	CR 2520AL		---		---	
3" x 2"	150	CR 3020AL		CR 3020SS		---	
3" x 2-1/2"	150	CR 3025AL		CR 3025SS		CR 3025SSK	
3" x 4"	150	CR 3040AL		---		---	
4" x 3"	150	CR 4030AL		CR 4030SS		---	

REDUCING D - F X F NPT

TYPE **DR**

Size	ALUMINUM * Part #	ALUMINUM List	316 SS * Part #	316 SS List
1-1/2" X 1"	DR 1510AL		---	
2" X 1"	---		---	
2" X 1-1/4"	---		---	
2" X 1-1/2"	DR 2015AL		DR 2015SS	
2-1/2" x 1-1/2"	---		---	
2-1/2" x 2"	DR 2520AL		---	
3" x 2"	DR 3020AL		DR 3020SS	
3" x 2-1/2"	---		---	
3" x 4"	DR 3040AL		---	
4" x 3"	DR 4030AL		---	

REDUCING E - MALE ADAPTER X SHANK

TYPE **ER**

Size	WORKING PSI	ALUMINUM *Part #	ALUMINUM List	316 SS *Part #	316 SS List
1-1/2" x 1"	150	ER 1510AL		ER 1510SS	
*1-1/2" x 1-1/2"	100	---		---	
1-1/2" x 2"	---	---		---	
1-1/2" x 3"	150	ER 1530AL		---	
2" x 1"	150	ER 2010AL		---	
2" x 1-1/2"	150	ER 2015AL		ER 2015SS	
2" x 2-1/2"	150	ER 2025AL		---	
*2-1/2" x 2-1/2"	100	---		---	
2" x 3"	150	ER 2030AL		---	
2-1/2" x 3"	150	---		---	
3" x 1-1/2"	150	---		---	
3" x 2"	150	ER 3020AL		ER 3020SS	
3" x 2-1/2"	150	ER 3025AL		ER 3025SS	
3" x 4"	150	ER 3040AL		---	
4" x 2"	150	ER 4020AL		---	
4" x 3"	150	ER 4030AL		ER 4030SS	
4" x 6"	150	---		---	

REDUCING F - MALE ADAPTER X MALE NPT

TYPE **FR**

Size	ALUMINUM * Part #	ALUMINUM List	316 SS * Part #	316 SS List
1-1/2" x 1"			---	
*1-1/2" x 1-1/2"	---		---	
1-1/2" x 2"	FR 1520AL		---	
1-1/2" x 3"	FR 1530AL		---	
2" x 1"	---		---	
2" x 1-1/2"	FR 2015AL		FR 2015SS	
2" x 2-1/2"	FR 2025AL		---	
*2-1/2" x 2-1/2"	---		---	
2" x 3"	FR 2030AL		---	
2-1/2" x 3"	FR 2530AL		---	
3" x 1-1/2"	FR 3015AL		---	
3" x 2"	FR 3020AL		FR 3020SS	
3" x 2-1/2"	FR 3025AL		---	
3" x 4"	FR 3040AL		---	
4" x 2"	FR 4020AL		---	
4" x 3"	FR 4030AL		FR 4030SS	
4" x 6"	FR 4060AL		---	

HYDRANT ADAPTER w/NST Fire Threads

TYPE **HA**

WORKING PSI	ALUMINUM * Part #	ALUMINUM List
100	---	
100	HA150AL	
150	---	
150	---	
150	---	
150	---	
150	---	
100	HA250AL	
150	---	

*WARNING: Working Pressures may vary depending on how the couplings are attached to the hose assembly. Before operation, always check the hose assembly for proper attachment and that couplings are in working order.

WARNING: Cam & Groove Couplings should **NOT** be used with any compressed gas, including steam or air. Metal fittings should not be used with Polypropylene Cam & Groove.

THREAD REDUCER
FEMALE NPSM X MALE NPT

Size	WORKING PSI	316 SS Part #	316 SS List
3" Female NPSM X 2" Male NPT	150	3020N	
PTFE 3" Gasket	---	300TG	

THREAD REDUCER - FEMALE BSPS X MALE NPT
FEMALE BSPS X MALE NPT

Size	WORKING PSI	ALUMINUM Part #	ALUMINUM List	316 SS Part #	316 SS List
*3" Female BSPS X 2" Male NPT	150	3020ALBN		3020BN	
*3" Female BSPS X 3" Male NPT	150	3030ALBN		3030BN	
PTFE 3" Gasket	---	300TG		300TG	

THREAD INCREASER
MALE NPT X FEMALE NPT X MALE NPT

Size	WORKING PSI	ALUMINUM Part #	ALUMINUM List
6" NPT-M X 5" NPT-F X 4"NPT-M	100	6540AL	

THREAD REDUCER - MALE NPT X FEMALE NPT

Size	WORKING PSI	ALUMINUM Part #	ALUMINUM List	BRASS Part #	BRASS List
3" NPT-M X 2" NPT-F	150	3020AL		3020BR	
4" NPT-M X 3" NPT-F	150	4030AL		4030BR	
6 -1/2" NPT-M X 4" NPT-F	100	6540AL		---	

PIPE CAP

Size	WORKING PSI	316 SS Part #	316 SS List
3" Female NPSM Pipe Cap	0	PC 300SS	
3" SS Cap w/BSP Straight Thread	0	PC 300SSBSP	
PTFE 3" Gasket	0	300TG	
Pipe Cap Hook (10 pcs per bag)	0	HC 300SS	

WARNING: Cam & Groove Couplings should **NOT** be used with any compressed gas, including steam or air. Metal fittings should not be used with Polypropylene Cam & Groove.

MALE ADAPTER X TTMA

Size	WORKING PSI	ALUMINUM Part #	ALUMINUM List
3"	150	A300TTMAAL	
3" x 4"	150	A3040TTMAAL	
4"	150	A400TTMAAL	
6"	75	A600TTMAAL	

FEMALE COUPLER X TTMA

ALUMINUM Part #	ALUMINUM List
C300TTMAAL	

C400TTMAAL	
C600TTMAAL	

FEMALE NPT X TTMA

Size	WORKING PSI	ALUMINUM Part #	ALUMINUM List
3"	150	FNPT300TTMAAL	
4"	150	FNPT400TTMAAL	
6"	75	---	

MALE NPT X TTMA



ALUMINUM Part #	ALUMINUM List
MNPT300TTMAAL	
MNPT400TTMAAL	
MNPT600TTMAAL	

WARNING: Cam & Groove Couplings should **NOT** be used with any compressed gas, including steam or air. Metal fittings should not be used with Polypropylene Cam & Groove.

COUPLINGS +

REPLACEMENT HANDLES KITS

All Seal Fast cam arms are supplied complete with pins and spring steel finger rings. All brass, aluminum, and cast iron standard couplers and dust caps are supplied with brass or zinc alloy handles unless otherwise specified. Stainless and poly supplied with 304 stainless steel handle. NOTE: Finger Rings are supplied on Cam Arms of Coupler Sizes 1-1/4" thru 5".

(BAG CONTAINS 1 EA)

Size	HANDLE, RING, PIN			
	BRASS		304 SS	
	Part #	List	Part #	List
1/2"	HRP 050BR		HRP 050SS	
3/4"	HRP 075BR		HRP 075SS	
1"	HRP 100BR		HRP 100SS	
1-1/4" - 2-1/2"	HRP 200BR		HRP 200SS	
3" - 5"	HRP 300BR		HRP 300SS	
6"	HRP 600BR		HRP 600SS	
8"	HRP 800BRNAE		HRP 800SSNAE	
8"	HRP 800BRPTK		HRP 800SSPTK	
12"	HRP 1200BR		HRP 1200SS	

(BAG CONTAINS 1 EA)

Size	HEAVY TYPE - HANDLE, RING, PIN			
	BRASS		304 SS	
	Part #	List	Part #	List
1/2"	---		---	
3/4"	---		---	
1"	---		---	
2"	HRP 200DBR		HRP 200DSS	
3" - 4"	HRP 300DBR		HRP 300DSS	
6"	HRP 600DBR		HRP 600DSS	
8"	---		---	
8"	---		---	
12"	---		---	

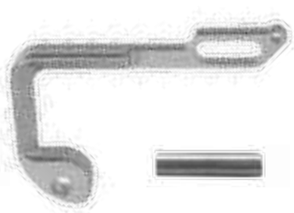



(BAG CONTAINS 1 EA)

Size	SELF LOCKING HANDLE, RING, PIN	
	304 SS	
	Part #	List
1"	HRP 100SSK	
1-1/2"	---	
2"	HRP 200SSK	
3"	HRP 300SSK	
4"	---	
6"	HRP 600SSK	

(BAG CONTAINS 1 EA)

PAD LOCKING DUST CAP HANDLE, PIN	
304 SS	
Part #	List

LHP 150SS	
LHP 200SS	
LHP 300SS	
LHP 400SS	
LHP 600SS	

(BAG CONTAINS 100 EA)

SAFETY CLIP (BAG OF 100 EA)			
PLATED STEEL		304 SS	
Part #	List	Part #	List
SC 1000		SC 1000SS	

WARNING: Cam & Groove Couplings should **NOT** be used with any compressed gas, including steam or air. Metal fittings should not be used with Polypropylene Cam & Groove.

COUPLINGS +

REPLACEMENT HANDLES KITS

HRP..SS - KITS
includes 1ea

HRP..BR - KITS
includes 1ea

HRP..SK - KITS
includes 1ea

LHP..SS - KITS
includes 1ea
Pad Locking
Dust Cap Handle - 304 SS

REPLACEMENT SAFETY CLIPS



***NOTE REGARDING GASKETS:**
All SFI couplers are supplied with Buna-N as standard. However, this sealing compound may not be compatible with all applications.

STANDARD SIZES AND THREADS:
The size indicated for a coupler or adapter is the nominal size of pipe or hose to which it connects. Standard sizes for Seal Fast adapters and couplers are 1/2", 3/4", 1", 1-1/4", 1-1/2", 2", 2-1/2", 3", 4", 5", 6" and 8". Threaded parts are furnished with tapered pipe threads (NPT).

DUST CAPS AND DUST PLUGS:
Dust Caps and Dust Plugs are not designed for pressure application. Caps and Plugs must be chain or cable constrained at all times.

WORKING PRESSURES FOR ALL METALS			
SIZE	PSI	SIZE	PSI
1/2"	150 psi	4"	100 psi
3/4" - 2"	250 psi	5"- 6"	75 psi
2-1/2"	150 psi	8"	50 psi
3"	125 psi	10" - 12"	25 psi

*Recommendations based on use of mating fittings at ambient temperature of 70° F with standard Buna-N seal installed. For use at elevated temperatures or other unusual operating conditions, consult SFI.

Warning: Working pressure may vary depending on how the couplings are attached to the hose assembly. Before operation, always check the hose assembly for proper attachment and that couplings are in working order.

MAXIMUM PRESSURES FOR BANJO Polypropylene, Import Polypropylene & Nyglass	
At 0° F	
1/2" through 2"	100 psi
3" through 4"	75 psi
At 70° F	
1/2" through 2"	125 psi
3" through 4"	75 psi
At 150 °F	
1/2" through 2"	70 psi
3" through 4"	75 psi

REPLACEMENT GASKETS

The gasket materials listed below comprise a general guide to aid in the selection of the correct seal for customer application.

extra thick

Buna N: *Color Code* ***Blue Stripe***
Buna N is standard. It is generally recommended for petroleum derivates, neutral or slightly acidic salt solutions, alcohols, ethers, glycols, fats, oils, and greases. This compound should give good service from -40°F to +250°F.

Neoprene: *Color Code* ***Red Stripe***
Recommended for alkaline and acid salt solutions and aldehydes such as formaldehyde -65°F to 250°F.

FKM: *Color* ***Green***
Recommended for aromatics, hydrocarbons, liquid chlorine, carbon disulfide and molten sulfur. FEP is not recommended for esters or the ketone family. This compound should offer good service -40°F to 400°F.

PTFE:
Fluorinated Ethylene Propylene. Gasket it's tremendous characteristics relating to it's resistance to nearly all liquids, gases and chemicals. The exceptions are Liquid Alkali Metals and some Fluorine Compounds.

FEP encapsulated with silicon filler -40°F to 500°F.

FEP encapsulated with Viton filler.

EPDM: *Color Code* ***White Stripe***
Ethylene-propylene rubber. Excellent ozone, chemical, and aging resistance. Poor resistance to petroleum-based fluids. **For use with 800IALPTK 8" cam-lock

Buna N - FDA: *Color Code* ***WHITE***
It is generally recommended for food handling, neutral or slightly acidic salt solutions, alcohols, ethers, glycols, fats, oils, and greases. This compound should give good service from -40°F to +250°F.

TEMPERATURE RATINGS

Gasket Material	Temperature Range in °F							
	500	400	300	275	250	200	150	0
Buna N				✓				-40
Neoprene					✓			-65
FEP		✓						-40
Silicone	✓							-30
*Teflon	✓							-40
Nat. Rubber						✓		-60
Butyl			✓					-40
Hypalon					✓			-65
EPDM							✓	-40
FKM			✓					-40
FEP		✓						-40

*Tetrafluorethylene Resin by DuPont viton & teflon are regestered names.
*Viton is a registered trademark of DuPont

REPLACEMENT GASKETS

The gasket materials listed below comprise a general guide to aid in the selection of the correct seal for customer application.

Size	PK Qty	BUNA N Part #	BUNA N List	BUNA N (extra thick) Part #	BUNA N (extra thick) List	NEOPRENE Part #	NEOPRENE List	FKM PK Qty	FKM Part #	FKM List
1/2"	25	050 BN		---		050 NE		25	050 VI	
3/4"	25	075 BN		---		075 NE		25	075 VI	
1"	25	100 BN		100 BX		100 NE		25	100 VI	
1-1/4"	25	125 BN		125 BX		125 NE		25	125 VI	
1-1/2"	25	150 BN		150 BX		150 NE		25	150 VI	
2"	25	200 BN		200 BX		200 NE		10	200 VI	
2-1/2"	25	250 BN		250 BX		250 NE		10	250 VI	
3"	15	300 BN		300 BX		300 NE		10	300 VI	
4"	10	400 BN		400 BX		400 NE		10	400 VI	
5"	10	500 BN		500 BX		500 NE		5	500 VI	
6"	10	600 BN		600 BX		600 NE		5	600 VI	
8"	1	800 BN NAE								
8"	1	* 800 BNPTK								

*For use w/8" PTK **style Cam Lock**

Size	PK Qty	EPDM Part #	EPDM List	PTFE Envelope w/Neoprene Part #	PTFE Envelope w/Neoprene List	FEP w/Silicone PK Qty	FEP w/Silicone Part #	FEP w/Silicone List
1/2"	25	050 EP		---	---	---	---	
3/4"	25	075 EP		075 TF		---	---	
1"	25	100 EP		100 TF		---	---	
1-1/4"	25	125 EP		125 TF		---	---	
1-1/2"	25	150 EP		150 TF		1	150TFCAP	
2"	25	200 EP		200 TF		1	200TFCAP	
2-1/2"	25	250 EP		250 TF		1	250TFCAP	
3"	15	300 EP		300 TF		1	300TFCAP	
4"	10	400 EP		400 TF		1	400TFCAP	
5"	10	---		500 TF		---	---	
6"	10	---		600 TF		---	---	

SPECIAL NOTE REGARDING GASKETS: All SFI couplers are supplied with Buna-N as standard. However, this sealing compound may not be compatible with all applications.

Size	PK Qty	FKM Part #	FKM List
1-1/2"	1	150TFVCAP	
2"	1	200TFVCAP	
2-1/2"	1	250TFVCAP	
3"	1	300TFVCAP	
4"	1	400TFVCAP	

Size	PK Qty	BUNA N - FDA Part #	BUNA N - FDA List
3/4"	25	075 FDA	
1"	25	100 FDA	
1-1/4"	25	125 FDA	
1-1/2"	25	150 FDA	
2"	25	200 FDA	
2-1/2"	25	250 FDA	
3"	15	300 FDA	
4"	10	400 FDA	
5"	10	500 FDA	
6"	10	600 FDA	

COMBO NIPPLES

FEMALE COUPLER X SHANK

*Aluminum & Brass have Machined Shanks

TYPE C

Size	WORKING PSI	ALUMINUM * Part #	ALUMINUM List	BRASS * Part #	BRASS List	316 SS * Part #	316 SS List
1”	150	C 100ALC		C 100BRC		C 100SSC	
1-1/2”	150	C 150ALC		C 150BRC		C 150SSC	
2”	150	C 200ALC		C 200BRC		C 200SSC	
2-1/2”	150	C 250ALC		C 250BRC		C 250SSC	
3”	150	C 300ALC		C 300BRC		C 300SSC	
4”	150	C 400ALC		C 400BRC		C 400SSC	
6”	75	C 600ALC		C 600BRC		C 600SSC	

MALE ADAPTER X SHANK

TYPE E

Size	WORKING PSI	ALUMINUM * Part #	ALUMINUM List	BRASS * Part #	BRASS List	316 SS * Part #	316 SS List
1”	150	E 100ALC		E 100BRC		E 100SSC	
1-1/2”	150	E 150ALC		E 150BRC		E 150SSC	
2”	150	E 200ALC		E 200BRC		E 200SSC	
2-1/2”	150	E 250ALC		E 250BRC		E 250SSC	
3”	150	E 300ALC		E 300BRC		E 300SSC	
4”	150	E 400ALC		E 400BRC		E 400SSC	
6”	75	E 600ALC		E 600BRC		E 600SSC	

General Uses:

Working pressures may vary with hose type and clamping system used to install couplings. Combination Nipples are recommended for low pressure discharge and suction service for compatible liquids. NOT for compressible products such as Air, Nitrogen and Steam. *All blank end & grooved combination nipples are made using Schedule 40 pipe. Seal Fast Crimp Combination Nipples are to be used with the Seal Fast Ferrules and Crimps Sleeves on pages 36-39 of this catalog. They are designed with an Interlock System which allows the Ferrule to be permanently attached to the coupling.

NPT THREADED

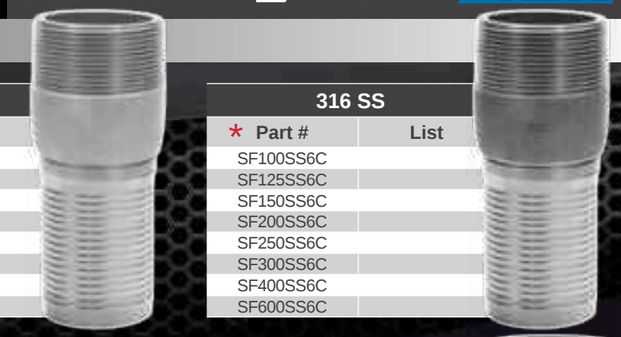

Size	WORKING PSI	ZINC PLATED STEEL * Part #	ZINC PLATED STEEL List	316 SS * Part #	316 SS List
1”	200	SF100SPC		SF100SS6C	
1-1/4”	200	SF125SPC		SF125SS6C	
1-1/2”	200	SF150SPC		SF150SS6C	
2”	200	SF200SPC		SF200SS6C	
2-1/2”	200	SF250SPC		SF250SS6C	
3”	200	SF300SPC		SF300SS6C	
4”	200	SF400SPC		SF400SS6C	
6”	200	SF600SPC		SF600SS6C	

WELD BEVEL

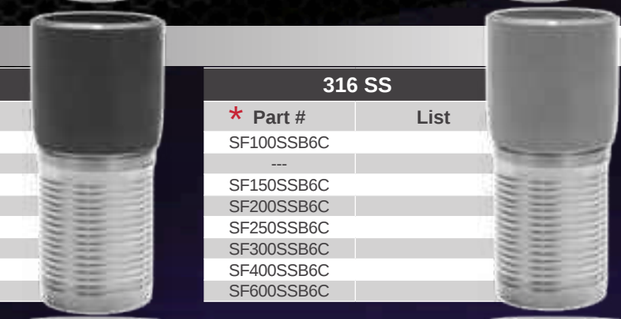

Size	WORKING PSI	STEEL * Part #	STEEL List	316 SS * Part #	316 SS List
1”	200	SF100SBC		SF100SSB6C	
1-1/4”	200	SF125SBC		---	
1-1/2”	200	SF150SBC		SF150SSB6C	
2”	200	SF200SBC		SF200SSB6C	
2-1/2”	200	SF250SBC		SF250SSB6C	
3”	200	SF300SBC		SF300SSB6C	
4”	200	SF400SBC		SF400SSB6C	
6”	200	SF600SBC		SF600SSB6C	

GROOVED

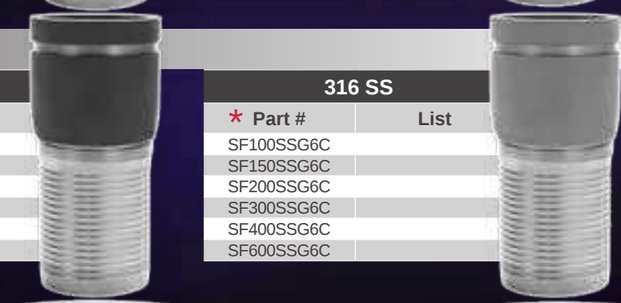

Size	WORKING PSI	STEEL * Part #	STEEL List	316 SS * Part #	316 SS List
1”	200	SF100SGC		SF100SSG6C	
1-1/2”	200	SF150SGC		SF150SSG6C	
2”	200	SF200SGC		SF200SSG6C	
3”	200	SF300SGC		SF300SSG6C	
4”	200	SF400SGC		SF400SSG6C	
6”	200	SF600SGC		SF600SSG6C	

FEMALE COUPLER X SHANK - KC TURN BACK

Size	WORKING PSI	PLATED IRON * Part #	PLATED IRON List	316 SS * Part #	316 SS List
1”	150	SF100SPTBC		SF100SSTB6C	
1-1/4”	150	SF125SPTBC		SF125SSTB6C	
1-1/2”	150	SF150SPTBC		SF150SSTB6C	
2”	150	SF200SPTBC		SF200SSTB6C	
2-1/2”	150	SF250SPTBC		SF250SSTB6C	
3”	150	SF300SPTBC		SF300SSTB6C	
4”	150	SF400SPTBC		SF400SSTB6C	
6”	150	SF600SPTBC		SF600SSTB6C	
8”	150	SF800SPTBC		SF800SSTB6C	
10”	150	SF1000SPTBC		SF1000SSTB6C	
12”	150	SF1200SPTBC		SF1200SSTB6C	

A Turned Back Nipple, when used in a Floating Flange Assembly, allows the flange to be aligned without stressing (twisting) the hose. This generally increases the hose service life by eliminating a common cause of permature hose failure. For use with Lap Joint Flanges

* WARNING: Working Pressures may vary depending on how the couplings are attached to the hose assembly. Before operation, always check the hose assembly for proper attachment and that couplings are in working order.

General Uses:

Working pressures may vary with hose type and clamping system used to install couplings. Combination Nipples are recommended for low pressure discharge and suction service for compatible liquids. NOT for compressible products such as Air, Nitrogen and Steam. *All blank end & grooved combination nipples are made using Schedule 40 pipe. Seal Fast Crimp Combination Nipples are to be used with the Seal Fast Ferrules and Crimps Sleeves on pages 36-39 of this catalog. They are designed with an Interlock System which allows the Ferrule to be permanently attached to the coupling. **WORKING PRESSURE 200 PSI**

Hose Size	Wall Thickness	Length	Sleeve I.D.	Zinc Plated Steel Part #	List	304 SS Part #	List	Aluminum Part #	List
1/2”									
	0.059”	1.41”	0.688”	---		S050-044SS		---	
			0.813”	---		S050-052SS		---	
			0.875”	S050-056PS		S050-056SS		---	
			0.938”	S050-060PS		S050-060SS		---	
			1.000”	---		S050-100SS		---	
3/4”									
	0.059”	2.14”	1.063”	S075-104PS		S075-104SS		---	
			1.125”	S075-108PS		S075-108SS		---	
			1.188”	S075-112PS		S075-112SS		S075-112A	
			1.250”	S075-116PS		S075-116SS		S075-116A	
			1.313”	---		---		S075-120A	
1”									
	0.059”	2.29”	1.313”	S100-120PS		S100-120SS		---	
			1.375”	S100-124PS		S100-124SS		---	
			1.438”	S100-128PS		S100-128SS		---	
			1.500”	S100-132PS		S100-132SS		---	
			1.563”	S100-136PS		S100-136SS		S100-136A	
			1.625”	S100-140PS		S100-140SS		S100-140A	
			1.688”	S100-144PS		S100-144SS		S100-144A	
1-1/4”									
	0.059”	2.32”	1.750”	---		S125-148SS		---	
			1.813”	S125-152PS		S125-152SS		---	
			1.875”	S125-156PS		S125-156SS		---	
			1.938”	S125-160PS		S125-160SS		---	
1-1/2”									
	0.059”	2.36”	2.00”	S150-200PS		S150-200SS		---	
			2.063”	S150-204PS		S150-204SS		---	
			2.125”	S150-208PS		S150-208SS		---	
			2.188”	S150-212PS		S150-212SS		---	
			2.250”	S150-216PS		S150-216SS		---	
			2.313”	S150-220PS		S150-220SS		---	
2”									
	0.059”	2.79”	2.375”	S200-224PS		S200-224SS		---	
			2.438”	S200-228PS		S200-228SS		---	
			2.500”	S200-232PS		S200-232SS		S200-232A	
			2.563”	S200-236PS		S200-236SS		S200-236A	
			2.625”	S200-240PS		S200-240SS		---	
			2.688”	S200-244PS		S200-244SS		---	
			2.750”	S200-248PS		S200-248SS		---	
			2.813”	S200-252PS		S200-252SS		---	
			2.875”	S200-256PS		S200-256SS		S200-256A	
			2.938”	S200-260PS		S200-260SS		---	
2-1/2”									
	0.059”	3.11”	3.000”	S250-300PS		S250-300SS		---	
			3.063”	S250-304PS		S250-304SS		---	
			3.125”	S250-308PS		S250-308SS		---	
			3.188”	S250-312PS		---		---	
			3.250”	S250-316PS		S250-316SS		---	

Hose Size	Wall Thickness	Length	Sleeve I.D.	Zinc Plated Steel Part #	List	304 SS Part #	List	Aluminum Part #	List
3”									
	0.098”	3.94”	3.313”	S300-320PS		S300-320SS		---	
			3.375”	S300-324PS		S300-324SS		---	
			3.438”	S300-328PS		S300-328SS		---	
			3.500”	S300-332PS		S300-332SS		S300-332A	
			3.563”	S300-336PS		S300-336SS		S300-336A	
			3.625”	S300-340PS		S300-340SS		S300-340A	
			3.688”	S300-344PS		S300-344SS		---	
			3.750”	S300-348PS		S300-348SS		S300-348A	
			3.813”	S300-352PS		S300-352SS		S300-352A	
			3.875”	S300-356PS		S300-356SS		S300-356A	
			3.938”	S300-360PS		S300-360SS		---	
			4.000”	S300-400PS		S300-400SS		---	
			4.063”	S300-404PS		S300-404SS		---	
			4.125”	S300-408PS		S300-408SS		S300-408A	
			4.188”	---		S300-412SS		---	
4”									
	0.098”	4.19”	4.313"	S400-420PS		S400-420SS		---	
			4.375"	S400-424PS		S400-424SS		---	
			4.438"	S400-428PS		S400-428SS		---	
			4.500"	S400-432PS		---		---	
			4.563"	S400-436PS		S400-436SS		S400-436A	
			4.625"	S400-440PS		S400-440SS		---	
			4.688"	S400-444PS		S400-444SS		---	
			4.750"	S400-448PS		S400-448SS		S400-448A	
			4.813"	S400-452PS		S400-452SS		---	
			4.875"	S400-456PS		S400-456SS		S400-456A	
			4.938"	S400-460PS		S400-460SS		S400-460A	
			5.000"	S400-500PS		S400-500SS		S400-500A	
			5.063"	S400-504PS		---		---	
			5.125"	---		S400-508SS		---	
6”									
	0.118”	5.67”	6.250"	S600-616PS		---		---	
			6.313"	S600-620PS		---		---	
			6.375"	S600-624PS		---		---	
			6.500"	S600-632PS		S600-632SS		---	
			6.563"	S600-636PS		---		---	
			6.625"	S600-640PS		---		---	
			6.750"	S600-648PS		---		---	
			6.875"	S600-656PS		S600-656SS		---	
			6.938"	S600-660PS		S600-660SS		---	
			7.000"	S600-700PS		---		---	
			7.125"	S600-708PS		---		---	
			7.250"	S600-716PS		---		---	
			7.375"	S600-724PS		---		---	
8”									
	0.118”	6.50”	8.250"	S800-816PS		---		---	
			8.500"	S800-832PS		---		---	
			8.625"	S800-840PS		---		---	
			8.750"	S800-848PS		---		---	
			9.000"	S800-900PS		---		---	
			9.125"	S800-908PS		---		---	
			9.250"	S800-916PS		---		---	
			9.500"	S800-932PS		---		---	
			9.625"	S800-940PS		---		---	
			9.750"	S800-948PS		---		---	
10”									
	0.12”	6.50”	10.500"	S1000-1032PS					
			10.750"	S1000-1048PS					
			10.875"	S1000-1056PS					
11”									
	0.12”	6.50”	11"	S1000-1100PS					
			11.250"	S1000-1116PS					
			11.500"	S1000-1132PS					
			11.750"	S1000-1148PS					
12”									
	0.12”	9”	12.500"	S1200-1232PS					
			12.750"	S1200-1248PS					

FERRULES

Hose Size	Wall Thickness	Ferrule Length	Ferrule I.D.	Zinc Plated Steel Part #	List	304 SS Part #	List
1/2”							
	0.059”	1.41	56/64	F050-056PS		F050-056SS	
	0.059”	1.41	1	---		F050-100SS	
	0.059”	1.41	1-4/64	---		F050-104SS	
	0.059”	1.41	1-8/64	---		F050-108SS	
3/4”							
	0.059”	2.14	1-4/64	F075-104PS		F075-104SS	
	0.059”	2.14	1-8/64	F075-108PS		F075-108SS	
	0.059”	2.14	1-12/64	F075-112PS		F075-112SS	
	0.059”	2.14	1-16/64	F075-116PS		F075-116SS	
	0.059”	2.14	1-20/64	F075-120PS		F075-120SS	
	0.059”	2.14	1-24/64	F075-124PS		F075-124SS	
1”							
	0.059”	2.29	1-28/64	F100-128PS		F100-128SS	
	0.059”	2.29	1-32/64	F100-132PS		F100-132SS	
	0.059”	2.29	1-36/64	F100-136PS		F100-136SS	
	0.059”	2.29	1-40/64	F100-140PS		F100-140SS	
	0.059”	2.29	1-44/64	F100-144PS		F100-144SS	
	0.059”	2.29	1-48/64	F100-148PS		F100-148SS	
	0.059”	2.29	1-52/64	F100-152PS		F100-152SS	
	0.059”	2.29	1-56/64	---		F100-156SS	
1-1/4”							
	0.059”	2.32	1-52/64	F125-152PS		F125-152SS	
	0.059”	2.32	1-56/64	F125-156PS		F125-156SS	
	0.059”	2.32	1-60/64	F125-160PS		F125-160SS	
1-1/2”							
	0.059”	2.36	1-56/64	F150-156PS		---	
	0.059”	2.36	1-60/64	F150-160PS		F150-160SS	
	0.059”	2.36	2	F150-200PS		F150-200SS	
	0.059”	2.36	2-4/64	F150-204PS		F150-204SS	
	0.059”	2.36	2-8/64	F150-208PS		F150-208SS	
	0.059”	2.36	2-12/64	F150-212PS		F150-212SS	
	0.059”	2.36	2-16/64	F150-216PS		F150-216SS	
	0.059”	2.36	2-20/64	F150-220PS		F150-220SS	
	0.059”	2.36	2-24/64	F150-224PS		F150-224SS	
	0.059”	2.36	2-28/64	F150-228PS		---	
2”							
	0.059”	2.79	2-32/64	F200-232PS		F200-232SS	
	0.059”	2.79	2-36/64	F200-236PS		F200-236SS	
	0.059”	2.79	2-40/64	F200-240PS		F200-240SS	
	0.059”	2.79	2-44/64	F200-244PS		F200-244SS	
	0.059”	2.79	2-48/64	F200-248PS		F200-248SS	
	0.059”	2.79	2-52/64	F200-252PS		F200-252SS	
	0.059”	2.79	2-56/64	F200-256PS		F200-256SS	
	0.059”	2.79	2-60/64	F200-260PS		F200-260SS	

• USE WITH COUPLINGS ON PAGES 32-33

FERRULES

CRIMPTEK™
COUPLINGS +

Hose Size	Wall Thickness	Ferrule Length	Ferrule I.D.	Zinc Plated Steel Part #	List	304 SS Part #	List
2-1/2”							
	0.059”	3.11	3-8/64	F250-308PS		F250-308SS	
	0.083”	3.11	3-12/64	F250-312PS		F250-312SS	
	0.083”	3.11	3-16/64	F250-316PS		F250-316SS	
	0.083”	3.11	3-2064	F250-320PS		F250-320SS	
	0.083”	3.11	3-28/64	F250-328PS		F250-328SS	
3”							
	0.098”	3.94	3-36/64	F300-336PS		F300-336SS	
	0.083”	3.94	3-40/64	F300-340PS		F300-340SS	
	0.083”	3.94	3-44/64	F300-344PS		F300-344SS	
	0.083”	3.94	3-48/64	F300-348PS		F300-348SS	
	0.083”	3.94	3-52/64	F300-352PS		F300-352SS	
	0.083”	3.94	3-56/64	F300-356PS		F300-356SS	
	0.083”	3.94	3-60/64	F300-360PS		F300-360SS	
	0.083”	3.94	4	F300-400PS		F300-400SS	
	0.083”	3.94	4-8/64	F300-408PS		F300-408SS	
	0.083”	3.94	4-16/64	F300-416PS		F300-416SS	
4”							
	0.098”	4.19	4-36/64	F400-436PS		F400-436SS	
	0.120”	4.19	4-40/64	F400-440PS		F400-440SS	
	0.120”	4.19	4-44/64	F400-444PS		F400-444SS	
	0.120”	4.19	4-48/64	F400-448PS		F400-448SS	
	0.120”	4.19	4-52/64	F400-452PS		F400-452SS	
	0.120”	4.19	4-56/64	F400-456PS		F400-456SS	
	0.120”	4.19	4-60/64	F400-460PS		F400-460SS	
	0.120”	4.19	5	F400-500PS		F400-500SS	
	0.120”	4.19	5-4/64	F400-504PS		F400-504SS	
5”							
	0.120”	---	5-60/64	F500-560PS		---	
6”							
	0.118”	5.67	6-40/64	F600-640PS		---	
	0.125”	5.67	6-56/64	F600-656PS		F600-656SS	
	0.125”	5.67	6-60/64	---		F600-660SS	
	0.125”	5.67	7	F600-700PS		---	
	0.125”	5.67	7-4/64	F600-704PS		F600-704SS	
	0.125”	5.67	7-8/64	F600-708PS		---	
	0.125”	5.67	7-24/64	F600-724PS		---	

• USE WITH COUPLINGS ON PAGES 32-33

SF CRIMP PROCESS

STEP 1

Cut hose end square & clean any debris from tube interior.

STEP 2

Measure the outer diameter (OD) of the hose.

Based on the OD, select the proper ferrule size.



STEP 3

Slide the ferrule over the shank up to the collar.

Insert the shank into the hose squarely. Be careful you do not damage the tube! Only use lubrication if necessary.

STEP 4

Select the desired crimp length & crimp OD.

Using the crimp machine manufacturer's recommendations, select the proper die set. Place the hose assembly into the die opening.

STEP 5

JOG the crimp dies until they contact the ferrule. Be sure the ferrule and crimp dies are lined up properly to achieve the desired crimp length.



STEP 6

Crimp the ferrule to the desired diameter.



STEP 7

Retract the dies and remove the hose assembly.

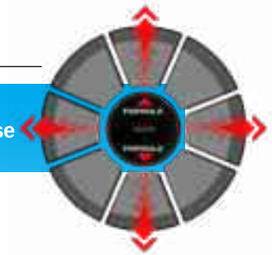

STEP 8

Measure the crimp diameter to ensure it meets the desired dimension.

STEP 9

If the OD is too large, re-crimp the ferrule until it meets the required specification. If the diameter is too small, please check all data again. If no mistakes were made, please contact Seal Fast.

STEP 10

Repeat Steps 1-10 for the other end.

DISCLAIMER!

The above crimp steps are taken from the NAHAD Hose Assembly Guidelines. This is a general guide only, it is not meant to be an all inclusive manual for crimping. Seal Fast recommends that only experienced operators perform the crimping procedures. Crimp specifications are not perfect. Hoses vary from manufacturer to manufacturer, and the hardness or softness (durometer) of the cover and tube can cause crimp specifications to vary. It is essential that all crimped assemblies are tested prior to being delivered to customers. Seal Fast recommends taking the necessary steps to determine crimp specs for each application, as opposed to using a chart provided by a manufacturer. This is espcially important if you mix and match ferrules/sleeves and fittings from different manufacturers. Seal Fast cannot guarantee assemblies if the ferrules/sleeves and fittings are not both purchased from Seal Fast.

INTERESTED IN YOUR OWN CRIMPING MACHINE?

OR EMAIL SALES FOR DETAILS ON OWNING YOUR OWN CRIMPING MACHINE

COUPLINGS +

API VALVES - BOTTOM LOADING/UNLOADING ADAPTI

USE WITH

USE WITH API VALVES

TTMA Flange - Solid Acrylic

SIGHT GLASS

Use w/Part# 106AH &106AHS

CORK GASKETS

- Heat-treated aluminum construction with a **Brass Ring**.
- One-piece heavy-duty poppet & SS trim for longer life.
- Multi-position short stroke aluminum handle w/Smooth rotation of less than 60°.
- Flat bottom body eliminate product accumulation after
- Large inside diameter for higher flow rate at 290 gallons per
- Meets API RP-1004 specifications with a standard 4" TTMA flange. Viton* Seals

*Viton is a registered trademarks of DuPont Dow Elastomers.

Size	ALUMINUM	
	Part #	List
4"	106AH	

API VALVES w/SIGHT GLASS - BOTTOM LOADING/UNLOADING ADAPTER

- 4" Adapter Openable **Sight Glass - Bottom Loading.**
- Fluid Flow Sight Level
- Heat-treated aluminum construction with a **Brass Ring**.
- One-piece heavy-duty poppet & SS trim for longer life.
- Multi-position short stroke aluminum handle w/Smooth rotation of less than 60°.
- Flat bottom body eliminate product accumulation after
- Large inside diameter for higher flow rate at 290 gallons per
- Meets API RP-1004 specifications with a standard 4" TTMA flange.
- Viton* Seals

*Viton is a registered trademarks of DuPont Dow Elastomers.

Size	ALUMINUM	
	Part #	List
4"	106AHS w/Sight Glass	
sight glass	106SGK	

COUPLINGS +

API VALVES - BOTTOM LOAD ONLY

Use w/Part# 1004ALVA2

- Construction 1 pcs with TTMA 4" flange.
- Heat-treated aluminum construction with a brass ring.
- Meets API RP-1004 specifications.
- Viton* Seals

*Viton is a registered trademarks of DuPont Dow Elastomers.

Size	ALUMINUM	
	Part #	List
4"	106A	
repair kit	RK106	

API GRAVITY ADAPTER - COUPLER X FEMALE NPT

- Aluminum w/Hard anodized to ensure the wear resistance of the contact surface.
- Convenient design for seal maintenance & replacement.
- Special treatment for crankshaft to avoid accidental impact force breaking.
- Easy for operator to push in.
- Ensure transmission safety when connecting

Size	ALUMINUM	
	Part #	List
4" x 4"	1004ALVA2	

API DUST CAP USE ON 106 VALVES ONLY

Used on 106 Valves Only

- Aluminum alloy construction w/Self-locking device.
- Meets API RP-1004 specification protects poppet face of API head.
- Nylon-Glass cam handle w/Self-locking feature reduces wear and is non-corrosive.
- Cam handle & lug designed for one hand operation.
- Buna-N gasket standard.
- Interchangeable with competitor's items made to the same specifications.

1004CHRK - Replacement Handle

1004DR - Replacement Gasket for API Cap

Size	ALUMINUM	
	Part #	List
4"	1004DC	
RPL Handle	1004CHRK	
Gasket	1004DR	

USE WITH

USE WITH API VALVES

TTMA Flange - Solid Acrylic

Use w/Part# 106AH &106AHS

SIGHT GLASS on p.51

CORK GASKETS on p.51

COUPLINGS +

GRAVITY DROP ADAPTER

Available w/Self Locking Handles

TYPE **GA**

- Attach directly against openable API's.
- Allows drop hose with standard Seal Fast cam and groove couplings to clamp on and transfer petroleum from the API valve.
- Meets API RP-1004 specifications.
- Heat treated aluminum alloy.
- With stainless steel self-locking handles.

Size	ALUMINUM w/SS Self Locking Handles	
	Part #	List
3"	1004GA-300ALSK	
4"	1004GA-400ALSK	
replacement gasket	1004GR	

TYPE **GA**

- Attach directly against openable API's.
- Allows drop hose with standard Seal Fast cam and groove couplings to clamp on and transfer petroleum from the API valve.
- Meets API RP-1004 specifications.
- Heat treated aluminum alloy.
- With brass handles.

Size	ALUMINUM w/Brass Handles	
	Part #	List
3"	1004GA-300B	
4"	1004GA-400B	
replacement gasket	1004GR	

GRAVITY DROP COUPLER

Available w/Self Locking Handles

TYPE **GB**

- Attach directly against openable API's.
- Allows drop hose with standard Seal Fast cam and groove couplings to clamp on and transfer petroleum from the API valve.
- Meets API RP-1004 specifications.
- Heat treated aluminum alloy.
- With stainless steel self-locking handles.

Size	ALUMINUM	
	Part #	List
3"	1004GB-300ALSK	
4"	1004GB-400ALSK	
replacement gasket	1004GR	

COUPLINGS +

GRAVITY DROP ADAPTER - TWO PIECE

Available w/Self Locking Handles

see on p.49

Size	ALUMINUM - Gravity Drop Two Piece			ALUMINUM - Adapter & Couplers		
	Part #	List	Features	Part #	List	Features
3"	1004GF-300AS		Male Adapter Straight	AF-300		Male Adapter Straight
3"	1004GF-301AS		Male Adapter Off-set	AF-301		Male Adapter Off-set
4"	1004GF-400AS		Male Adapter Straight	AF-400		Male Adapter Straight
3"	1004GF-300BLS		Female w/Sight Glass	BF-300		Female Coupler
4"	1004GF-400BLS		Female w/Sight Glass	BF-400		Female Coupler
3"	1004GF-300SB		Male Threaded w/Sight Glass 1004GF-300ASB	BF-300SK		Female Coupler w/Self Locking Handle
4"	1004GF-400SB		Male Threaded w/Sight Glass 1004GF-400ASB	BF-400SK		Female Coupler w/Self Locking Handle
3"	1004GF-300A		Male Adapter w/Out Sight Glass	MTF-300		Male Threaded
4"	1004GF-400A		Male Adapter w/Out Sight Glass	MTF-400		Male Threaded
3"	1004GF-300BL		Female Coupler w/Out Sight Glass	FTF-300		Female Threaded
4"	1004GF-400BL		Female Coupler w/Out Sight Glass	FTF-400		Female Threaded

Size	ALUMINUM - Gravity Drop Two Piece w/Sight - PARTS LIST		
	Part #	List	Features
Kit	1004GF		Flange Gravity Drop Body
Kit	1004SGK		Sight Glass Kit (918SGK - same item as item # 1004SGK)

COUPLINGS +

DROP ELBOW - 918 SERIES DUAL POINT "D" HANDLE

▸Overall Height = 18.25"

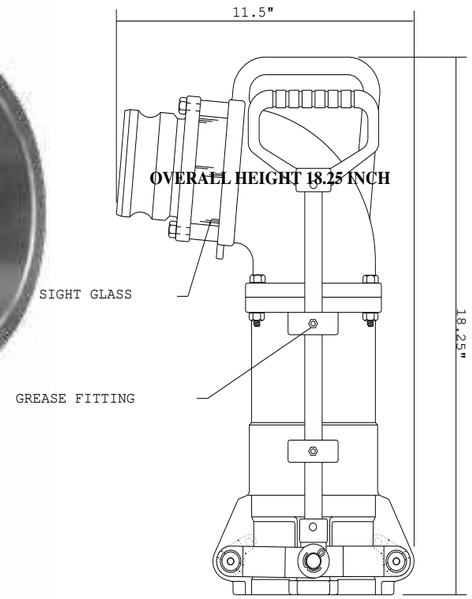

- Heavy duty aluminum alloy construction, center of gravity at handle, easy to operate.
- Push to couple, pull to release.
- Unique locking action that insure positive connection & uniform seal compression.
- 360 degree round sight glass window on top.
- 5 degree angled four bolt flange pattern with variety of different inlets to meet any requirement.

Weight: 14.5 lb

DETAILS	*ALUMINUM Part #	List
Body Only	918B	
Inlet AF-300 w/ Sight Glass	918-300AS	
Inlet AF-400 w/ Sight Glass	918-400AS	
Inlet BF-400 w/ Sight Glass	918-400BS	

REPAIR PARTS	Part #	List
Gasket Connect Fill Adapter	901G	
Gasket Connect Fill Adapter Viton*	901G-V	
Sight Glass Kit	918SGK	
No Sight Glass Kit	918NSK	

*Tetrafluorethylene Resin by DuPont viton & teflon are regestered names.

INLET/OUTLET: Options see p.47 - or other assemblies available upon request

COUPLINGS +

DROP ADAPTER - 919 SERIES DUAL POINT LEVER HANDLE

▸Overall Height = 19.25"

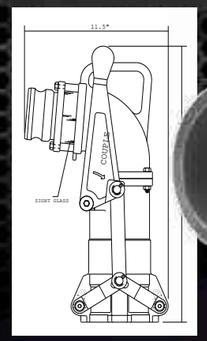

- Heavy duty aluminum alloy construction, center of gravity at handle, easy to operate.
- Unique locking action that insure positive connection and uniform seal compression.
- 360 degree round sight glass window on top.
- 5 degree angled four bolt flange pattern with variety of different inlets to meet any requirement.

DETAILS	*ALUMINUM Part #	List
Body Only	919B	
Inlet AF-300 w/ Sight Glass	919-300AS	
Inlet AF-400 w/ Sight Glass	919-400AS	
Inlet BF-400 w/ Sight Glass	919-400BS	

REPAIR PARTS	Part #	List
Gasket Connect Fill Adapter	901G	
Gasket Connect Fill Adapter Viton*	901G-V	
Sight Glass Kit	918SGK	
No Sight Glass Kit	918NSK	

*Tetrafluorethylene Resin by DuPont viton & teflon are regestered names.

INLET/OUTLET: Options see p.49 - or other assemblies available upon request

EXTENSION KIT - FOR 919 ELBOW

DETAILS	ALUMINUM Part #	List
5" x 5" x 3"	919EK	

Size	CORK Part #	List
Universal	818CG	

COAXIAL DROP ELBOW - 922 SERIES SINGLE POINT LEVER HANDLE

▸Overall Height: 922 = 22.4”
926 = 26”

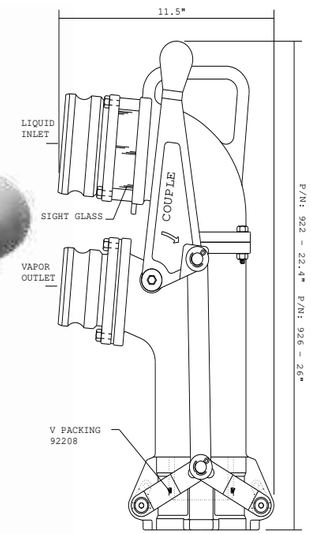

- Heavy duty aluminum alloy construction.
- Center of gravity at handle for easy operation.
- Unique locking action that insure positive connection and uniform seal compression at fill adapter.
- Product port (liquid inlet) on top and vapor port on bottom to eliminate vapor interference when draining product.
- 360 degree round sight glass on top for easy monitoring.
- 5 degree angled four bolt flange pattern with variety of different inlets and outlets to meet any requirement.
- Coaxial elbows meet stage 1 & 2 vapor recovery standards.

*ALUMINUM			
INLET LIQUID	OUTLET VAPOR	Part #	List
Body Only	922B	922B	
Inlet AF-400 w/ Sight Glass	AF-300	922-4AS-3A	
Body Only	926B	926B	
Inlet AF-400 w/ Sight Glass	AF-300	926-4AS-3A	

REPAIR PARTS	Part #	List
Gasket Connect Fill Adapter	901G	
Gasket Connect Fill Adapter Viton*	901G-V	
Sight Glass Kit	918SGK	
No Sight Glass Kit	918NSK	

*VITON is a registered trademark of DuPont Dow Elastomer

INLET/OUTLET: Options see p.47 - or other assemblies available upon request

FUEL INLET/OUTLET - ADAPTER Straight

USE WITH: 818, 918, 919, 922, 926, 1004GF Elbows or Gravity Drop

	Size	ALUMINUM Part #	List
Male Adapter Straight	2”	AF-200	
Male Adapter Straight	3”	AF-300	
Male Adapter Off-Set	3”	AF-301	
Male Adapter Straight	4”	AF-400	

FUEL INLET/OUTLET - COUPLER

USE WITH: 818, 918, 919, 922, 926, 1004GF Elbows or Gravity Drop

	Size	ALUMINUM Part #	List
Female Coupler Straight	3”	BF-300	
Female Coupler Straight	4”	BF-400	
Female Coupler Off-Set	3”	BF-300SK	
Female Coupler Straight	4”	BF-400SK	

FUEL INLET/OUTLET - MALE NPT

USE WITH: 818, 918, 919, 922, 926, 1004GF Elbows or Gravity Drop

	Size	ALUMINUM Part #	List
Male Threaded	3”	MTF-300	
Male Threaded	4”	MTF-400	

FUEL INLET/OUTLET - FEMALE NPT

USE WITH: 818, 918, 919, 922, 926, 1004GF Elbows or Gravity Drop

	Size	ALUMINUM Part #	List
Female Threaded	3”	FTF-300	
Female Threaded	4”	FTF-400	



FUEL INLET/OUTLET - CHECK POPPET VALVE

USE WITH: 818, 918, 919, 922, 926, 1004GF Elbows or Gravity Drop

	Size	ALUMINUM Part #	List
Check Poppet Valve	3”	AF-300CP	

CORK GASKET

	CORK Part #	List
Size		
Universal	818CG	

FUEL TANKER

MALE ADAPTER X TTMA

Size	ALUMINUM	
	Part #	List
3”	A300TTMAAL	
3” x 4”	A3040TTMAAL	
4”	A400TTMAAL	
6”	A600TTMAAL	

FEMALE NPT X TTMA

Size	ALUMINUM	
	Part #	List
3”	FNPT300TTMAAL	
4”	FNPT400TTMAAL	

LIQUID COMPONENTS

FEMALE COUPLER X TTMA

ALUMINUM	
Part #	List
C300TTMAAL	

C400TTMAAL	
C600TTMAAL	

MALE NPT X TTMA

ALUMINUM	
Part #	List
MNPT300TTMAAL	
MNPT400TTMAAL	

VAPOR CAP

- Orange Color Coding
- Ny-glass lockable pull out handle w/SS arms.
- Can be locked from either side of handle.
- Ability to add safety chains to cap from either side.
- One hand operation to open or close.

WARNING: NOT FOR PRESSURE APPLICATIONS

Size	ORANGE NYLON		GASKET	
	Part #	List	Part #	List
4”	840DC		G-940DC	

PNEUMATIC AIR INTERLOCK VALVE

- Brass forged body w/All SS components.
- *Unique design with filter.
- Adjustable contact pad & shaft accommodates competitive API's and other application.
- 1/4" NPT installs pneumatic connection.
- Can be installed as normally closed or open valve.
- Can be installed as top side or bottom side (up side down) to connect API's bottom loading adapter or vapor recovery adapter.

Details	BRASS	
	Part #	List
Valve	800	
Repair Kit (Pad)	800-PA	
Repair Kit (Gasket)	800-RK	

SIGHT GLASS KIT

Details	Size	ACRYLIC	
		Part #	List
1 pcs Solid Acrylic	4”	1004SGK or 918SGK	

SIGHT GLASS - TTMA FLANGE

Details	Size	ACRYLIC	
		Part #	List
1 pcs Solid Acrylic	4”	ASG-400TF	

CORK GASKET - FUEL INLET/OUTLET



Details	CORK	
	Part #	List
Universal	818CG	

CORK GASKET - TTMA FLANGE



TTMA Flange Pattern

Size	CORK	
	Part #	List
4”	C-400TTMA	

COUPLINGS +

DROP ELBOW - 818 SERIES DUAL POINT

Overall Height = 18”



- Push to couple, push and squeeze to release.
- One piece aluminum alloy construction, easy to operate.
- Five degree angled four bolt flange pattern with variety of different outlets to meet any requirement.
- Polyurethane V type gasket
- Overall height 18”

DETAILS	*ALUMINUM	
	Part #	List
Body Only	818B	
Outlet AF-300	818-300A	
Outlet AF-400	818-400A	

REPAIR PARTS	Part #	List
Flat Fiber Gasket	818FG	
V Type Gasket Polyurethane	818G	

*Tetrafluorethylene Resin by DuPont viton & teflon are regestered names.

INLET/OUTLET: Options see p.49 - or other assemblies available upon request

COUPLINGS +

POPPET ASSEMBLY ADAPTER - DUAL POINT SWIVEL ADAPTER

Poppet Assembly Is Integrated w/Swivel Top Section

- Lower profile design reduces the need to adjust the riser pipe & spill bucket.
- Swivel top section that rotates 360° w/Product or vapor elbow movement while the swivel bottom section remains securely sealed to riser pipe.
- Viton gasket & PTFE-silicone O-ring seals provide compatibility w/All current fuels and fuel additives, including the proposed ethanol additive. No lubrication required, complete w/SS Socket screws.
- Female thread available w/ 3” and 4” NPSH to meet all riser pipe requirements.

Size	ALUMINUM	
	Part #	List
4” x 3”	843VSA	
4” x 4”	844VSA	

Size	BRASS	
	Part #	List
4” x 3”	843VSB	
4” x 4”	844VSB	

POPPET ASSEMBLY ADAPTER - DUAL POINT POPPET ADAPTER

Female Thread available in 3” & 4”

- Low profile design overall height 4-9/16”.
- Models incorporate dual notches in the base to accept locking clamp.
- Poppeted adapter w/SS & stem for corrosion resistance.

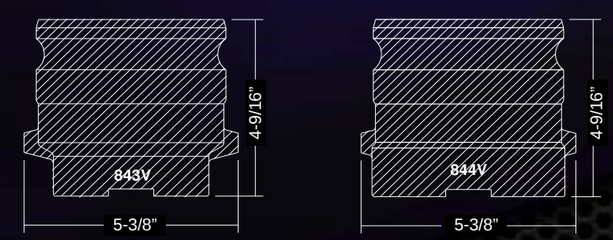

Size	ALUMINUM		BRASS	
	Part #	List	Part #	List
4” x 3”	843VA		843VB	
4” x 4”	844VA		844VB	

VAPOR RECOVERY COUPLER w/PROBE

Available w/Self Locking Handles

- CVR can be used with 833F, 843A-1, 843A, 844A-1 & 844A

SIZES	ALUMINUM		
	HANDLE	Part #	List
3”	Brass	CVR 300AL	
4”	Brass	CVR 400AL	
4” x 3”	Brass	CVR4030AL	

ALUMINUM		
HANDLE	Part #	List
SS-Self Locking	CVR 300ALSK	
SS-Self Locking	CVR 400ALSK	
SS-Self Locking	CVR 4030ALSK	

VAPOR ADAPTER W/POPPET X 3” or 4” FEMALE NPSH

Use w/CVR 400AL or CVR 4030AL

- Vapor adapter poppet with 4” Cam & Groove and 3” female NPSH

SIZES	ALUMINUM	
	Part #	List
4” x 3”	843A-1	
4” x 4”	844A-1	

HARDCOAT ALUMINUM	
Part #	List
843A	
844A	

FILL CAPS

- Grey Color Coding
- Ny-glass lockable pull out handle w/SS arms.
- Can be locked from either side of handle.
- Ability to add safety chains to cap from either side.
- One hand operation to open or close.

WARNING: NOT FOR PRESSURE APPLICATIONS

Size	GREY NYLON	
	Part #	List
4”	940DC	

GASKET	
Part #	List
G-940DC	

PNEUMATIC 3” VAPOR VALVE

FOR 16” & 20” MAN HOLE COVER

- Poppet opens into tank to prevent leakage from surges or from overturned tank. 7.354 square inches of flow area.
- Hard anodized aluminum hood and low profile.
- Tapered seat design with Viton O-ring seal provides leaktight seal.
- SS spring, screws, bolts, and nuts resists corrosion.
- 1/4” NPT external pneumatic connection.
- P/N: 820P Installs easily off-set in 20” manhole or separate
- 3” TTMA size mounting ring.

816P - 3” Vent

820P - 3” Vent

Size	ALUMINUM	
	Part #	List
3” x 16” Manhole	816P	
3” x 20” Manhole	820P	
Repair Kit	816P-RK	
Repair Kit	820P-RK	

API VALVES - 106AH & 106AHS PARTS LIST

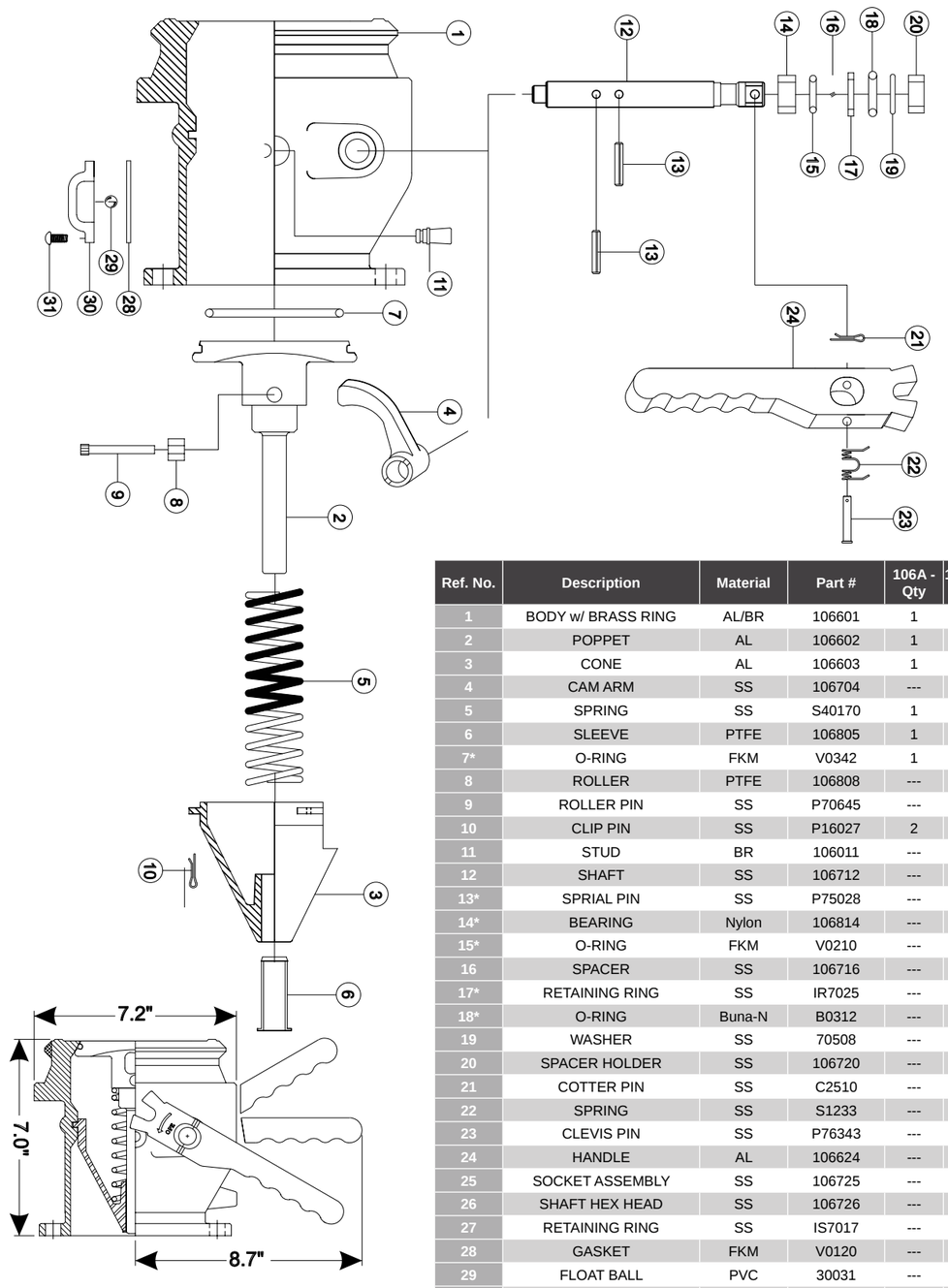

Ref. No.	Description	Material	Part #	106A - Qty	106AH - Qty	106AHS - Qty
1	BODY w/ BRASS RING	AL/BR	106601	1	1	1
2	POPPET	AL	106602	1	1	1
3	CONE	AL	106603	1	1	1
4	CAM ARM	SS	106704	---	1	1
5	SPRING	SS	S40170	1	1	1
6	SLEEVE	PTFE	106805	1	1	1
7*	O-RING	FKM	V0342	1	1	1
8	ROLLER	PTFE	106808	---	1	1
9	ROLLER PIN	SS	P70645	---	1	1
10	CLIP PIN	SS	P16027	2	2	2
11	STUD	BR	106011	---	1	1
12	SHAFT	SS	106712	---	1	1
13*	SPRIAL PIN	SS	P75028	---	2	2
14*	BEARING	Nylon	106814	---	1	1
15*	O-RING	FKM	V0210	---	1	1
16	SPACER	SS	106716	---	1	1
17*	RETAINING RING	SS	IR7025	---	1	1
18*	O-RING	Buna-N	B0312	---	1	1
19	WASHER	SS	70508	---	1	1
20	SPACER HOLDER	SS	106720	---	1	1
21	COTTER PIN	SS	C2510	---	1	1
22	SPRING	SS	S1233	---	1	1
23	CLEVIS PIN	SS	P76343	---	1	1
24	HANDLE	AL	106624	---	1	1
25	SOCKET ASSEMBLY	SS	106725	---	---	---
26	SHAFT HEX HEAD	SS	106726	---	---	---
27	RETAINING RING	SS	IS7017	---	---	---
28	GASKET	FKM	V0120	---	---	1
29	FLOAT BALL	PVC	30031	---	---	1
30	SIGHT GLASS	Acrylic	30030	---	---	1
31	SCREW	SS	73705	---	---	4

* Repair Kit RK106 Includes REF. NO.: 7, 13, 14, 15, 17 & 18

DROP ELBOW REPAIR - PARTS LIST FOR 918 & 919 ELBOWS

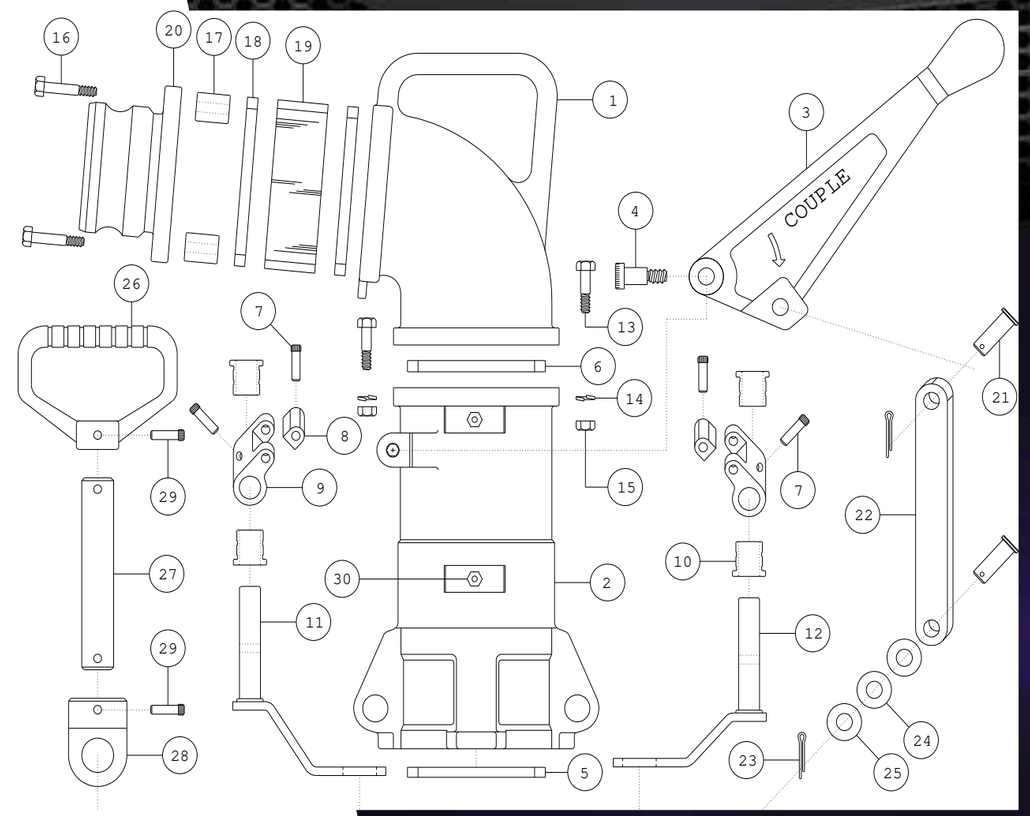

Ref. No.	Description	Material	Part #	Qty
1	Upper Body	Aluminum	29090	1
2	Lower Body	Aluminum	29019	1
3	Handle	Aluminum	29193	1
4	Shoulder screw	Steel Black	11210	1
5	Gasket Fill Adapter	Buna-N	901G	1
---	Gasket Fill Adapter	FKM	901G-V	option
6	Gasket Connect	Buna-N	902G	1
7	Pin	Stainless	76325	4
8	Cam	Stainless	79008	2
9	Cam Arm	Stainless	79009	2
10	Sleeve	Brass	31620	4
11	Left Linkage Arm	Stainless	92211	1
12	Right Linkage Arm	Stainless	92212	1
13	Bolt	Stainless	77938	4
14	Spring Washer	Stainless	77902	4
15	Hex Nut	Stainless	77906	4
16	Bolt	Stainless	77954	4
17	Space Holder	Aluminum	21925	4

Ref. No.	Description	Material	Part #	Qty
18	Gasket	Buna-N	903G	2
19	Sight Glass	Acrylic	900SG	1
20	Inlet Adapter-3A	Aluminum	AF-300AL	1
---	Inlet Adapter-4A	Aluminum	AF-400AL	option
---	Inlet Coupler-3B	Aluminum	BF-300AL	option
---	Inlet Coupler-4B	Aluminum	BF-400AL	option
---	Inlet Male Thread-3" NPT	Aluminum	MTF300AL	option
---	Inlet Male Thread-4" NPT	Aluminum	MTF400AL	option
21	Clevis Pin	Stainless	71232	2
22	Flat Linkage	Stainless	791911	1
23	Cotter Pin	Stainless	72520	2
24	Waved Washer	Stainless	71204	1
25	Flat Washer	Stainless	71203	2
26	"D" Handle	Aluminum	291802	1
27	Rod	Steele Nickle	191803	1
28	Connector	Stainless	791804	1
29	Pin	Stainless	76332	2
30	Grease Fitting	Brass Nickle	30505	2
31	Sight Glass Repair Kit	Includes 16,17,18,19	918SGK	1

ADAPTER X FEMALE NPT

Working pressure:
- 1-1/2" and 2" at 150 psi
- 3" at 125 psi

Size Considerations

SIZES	Dry - Disconnect Adapter or Coupler	Cam & Groove Adapter or Coupler
1-1/2"	1-1/2"	2"
2"	2"	2-1/2"
3"	3"	4"

WARNING:
**S.F.I. Can not be held responsible for the integrity of field rebuilt products. It is strongly recommended that the procedures outlined in the instructions, supplied with the part, be followed and the part be leak tested before placing it back in service. Instructions also on request.

FKM

FEP

Adapter x Female NPT

SIZES	ALUMINUM FKM Part #	ALUMINUM FKM List	316 SS FKM Part #	316 SS FKM List
1-1/2"	622A-150		672A-150	
2"	622A-200		672A-200	
3"	622A-300		672A-300	

Adapter x Female NPT

ALUMINUM FEP Part #	ALUMINUM FEP List	316 SS FEP Part #	316 SS FEP List
623A-150		673A-150	
623A-200		673A-200	
623A-300		673A-300	

REPAIR KITS & SECURITY CHAINS

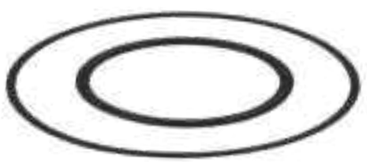

	FKM Part #	FKM List
1-1/2"	RK 150AV	
2"	RK 200AV	
3"	RK 300AV	

	FEP Part #	FEP List
1-1/2"	RK 150AT	
2"	RK 200AT	
3"	RK 300AT	

	Part #	List
Steel 6" Security Chain w/Safety Clip	SC 600	
SS 6" Security Chain w/Safety Clip	SC 600SS	

COUPLER X FEMALE NPT

-Not to be used as a shut off valve.
-Coupler with self-locking handles
-Working Pressure:
1-1/2" & 2" at 150 psi
3 at 125 psi

Size Considerations

Dry-Disconnect Adapters or Couplers	Cam & Groove Adapters or Couplers
763D-150 | 2"	772D-150 | 2"
763D-200 | 2-1/2"	772D-200 | 2-1/2"
762D-300 | 4"	772D-300 | 4"

FKM FEP

Coupler x Female NPT

SIZES	ALUMINUM FKM Part #	ALUMINUM FKM List	316 SS FKM Part #	316 SS FKM List
2"	763D-150		773D-150	
2-1/2"	763D-200		773D-200	
4"	763D-300		773D-300	

Coupler x Female NPT

ALUMINUM FEP Part #	ALUMINUM FEP List	316 SS FEP Part #	316 SS FEP List
762D-150		772D-150	
762D-200		772D-200	
762D-300		772D-300	

REPAIR KITS

	FKM Part #	FKM List
2"	RK 150DV	
2-1/2"	RK 200DV	
4"	RK 300DV	

	FEP ENCAPSULATED Part #	FEP ENCAPSULATED List
2"	RK 150DT	
2-1/2"	RK 200DT	
4"	RK 300DT	

COUPLINGS +

ADAPTER - PARTS LIST

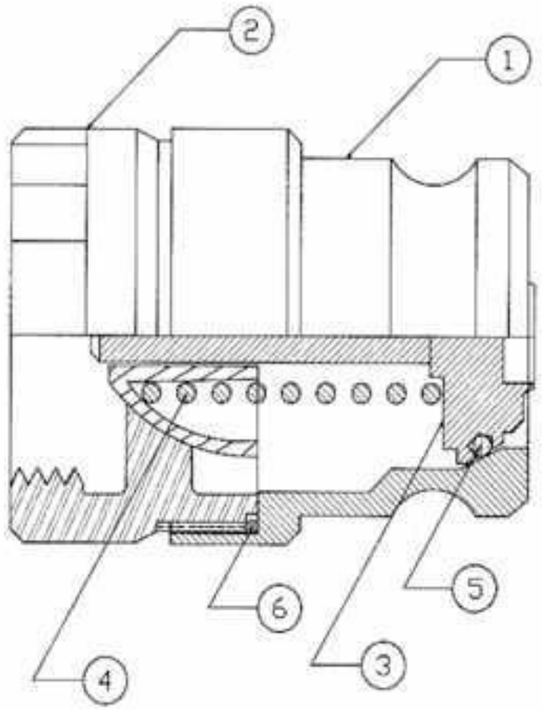

SEAL FAST DRY- DISCONNECT COUPLING - PRODUCT NO.

Ref. No.	Description	Material	Qty	1-1/2" Adaptor	2" Adaptor	3" Adaptor
1	ADAPTER	ALUMINUM A356/T6	1	61501AL	62001AL	63001AL
		SS		61501SS	62001SS	63001SS
2	PIPE END	ALUMINUM A356/T6	1	61502AL	62002AL	63002AL
		SS		61502SS	62002SS	63002SS
3	DISC ASSY.	ALUMINUM A356/T6	1	61503AL	62003AL	63003AL
		SS		61503SS	62003SS	63003SS
4	SPRING	ALUMINUM A356/T6	1	61504ST	62004ST	63004ST
		SS		61504SS	62004SS	63004SS
*5	O-RING	FKM	1	R1505V	R2005V	R3005V
		PTFE ENCAP. SILICONE		R1505T	R2005T	R3005T
*6	O-RING	FKM	1	R1506V	R2006V	R3006V
		PTFE ENCAP. SILICONE		R1506T	R2006T	R3006T

SEAL FAST DRY- DISCONNECT COUPLING - PRODUCT NO. (ASSEMBLY)

Material/Seal	1-1/2" Adaptor	1-1/2" Coupler	2" Adaptor	2" Coupler	3" Adaptor	3" Coupler
ALUMINUM/FKM	622A-150	762D-150	622A-200	762D-200	622A-300	762D-300
ALUMINUM/*TEFLON	623A-150	763D-150	623A-200	763D-200	623A-300	762D-300
STAINLESS/FKM	672A-150	772D-150	672A-200	772D-200	672A-300	772D-300
STAINLESS/*TEFLON	673A-150	773D-150	673A-200	773D-200	673A-300	773D-300
FKM	RK-150AV	RK-150DV	RK-200AV	RK-200DV	RK-300AV	RK-300DV
*TEFLON	RK-150AT	RK-150DT	RK-200AT	RK-200DT	RK-300AT	RK-300DT

*MARKS COMPONENTS OF REPAIR KIT

COUPLINGS +

COUPLER - PARTS LIST

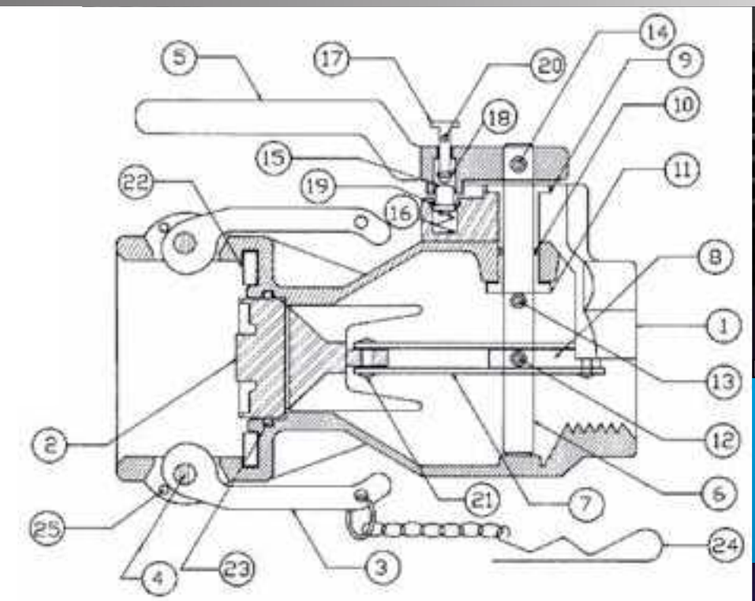

- ***REPAIR KIT:** (All Coupler repair kits include a punch)
- ****LOCK REPAIR KIT:** Part# **RK1000** - 1-1/2" & 2" & Part# **RK1001** - 3" includes: Stud, Spring, Button, C-Ring & Hex Nut.

PARTS LIST

Ref. No.	Description	Material	Qty	1-1/2" Coupler	2" Coupler	3" Coupler
1	BODY	ALUMINUM A356/T6	1	71501AL	72001AL	73001AL
---	---	SS	---	71501SS	72001SS	73001SS
2	POPPET	ALUMINUM A356/T6	1	71502AL	72002AL	73002AL
---	---	SS	---	71502SS	72002SS	73002SS
3	CAM ARM	SS	2	H200SK	H200SK	H300SK
4	CAM PIN	SS	2	P200SS	P200SS	P300SS
*5	HANDLE	SS	---	H1205SS	H1205SS	H3405SS
*6	SHAFT	SS	1	71206	71206	73006
*7	LINK	SS	2	71507	72007	73007
8	CAM	SS	1	71508	72008	73008
9	BUSHING	SS	1	71209	71209	73009
*10	O-RING	FKM	---	R1210V	R1210V	R3010V
---	---	PTFE ENCAP. SILICONE	1	R1210T	R1210T	R3010T
11	RETAINER	SS	1	71211	71211	73411
*12	ROLL PIN	SS	1	P4022	P4022	P6032
*13	ROLL PIN	SS	1	P4022	P4022	P6032
14	PIN	SS	1	P4627	P4627	P4636
**15	STUD	SS	1	71215	71215	73015
**16	SPRING	SS	1	71216	71216	73016
**17	BUTTON	SS	1	71217	71217	73017
**18	C-RING	SS	1	71218	71218	73018
**19	HEX NUT	SS	1	71219	71219	73019
20	BUTTON HOLE		1	---	---	---
21	RIVET	SS	2	P4719	P4719	P6025
*22	GASKET	FKM	---	200VI	250VI	400VI
---	---	TEFLON	---	200TFCAP	250TFCAP	400TFCAP
*23	O-RING	FKM	---	R1523V	R2023V	R3023V
---	---	PTFE ENCAP. SILICONE	---	R1523T	R2023T	R3023T
24	SAFTEY PIN	STEEL PLATED	1	C1224ST	C1224ST	C3024ST
---	SAFETY CHAIN	SS	---	C1224SS	C1224SS	C3024SS
25	SAFETY PIN	HOLE	2	---	---	---

ALUMINUM SHANK w/BRASS NUT - NPSH AND NST

Note: Working pressures are directly related to the hose and coupling installation.

Size	Threads	WORKING PSI	ALUMINUM					
			Complete Set		Female w/Brass Pin Swivel Lug		Male Shank	
			Part #	List	Part #	List	Part #	List
1-1/2”	NPSH	150	AL150S		AL150F		AL150M	
2”	NPSH	150	AL200S		AL200F		AL200M	
2-1/2”	NPSH	150	AL250S		AL250F		AL250M	
3”	NPSH	150	AL300S		AL300F		AL300M	
4”	NPSH	150	AL400S		AL400F		AL400M	
6”	NPSH	150	AL600S		AL600F		AL600M	
1-1/2”	NST	150	*AL150S-NST		*AL150F-NST		*AL150M-NST	
2-1/2”	NST	150	*AL250S-NST		*AL250F-NST		*AL250M-NST	

* NST Threads

BRASS SHANK - NPSH AND NST

Note: Working pressures are directly related to the hose and coupling installation.

Size	Threads	WORKING PSI	BRASS					
			Complete Set		Female w/Pin Swivel Lug		Male Shank	
			Part #	List	Part #	List	Part #	List
1-1/2”	NPSH	150	BSS150		BSS150F		BSS150M	
2”	NPSH	150	BSS200		BSS200F		BSS200M	
2-1/2”	NPSH	150	BSS250		BSS250F		BSS250M	
3”	NPSH	150	BSS300		BSS300F		BSS300M	
1-1/2”	NST	150	*BSS150NH		*BSS150NHF		*BSS150NHM	
2”	NST	150	*BSS200NH		*BSS200NHF		*BSS200NHM	
2-1/2”	NST	150	*BSS250NH		*BSS250NHF		*BSS250NHM	

* NST Threads

POLYPROPYLENE SHANK - NPSH

Note: Working pressures are directly related to the hose and coupling installation.

Size	WORKING PSI	POLYPROPYLENE					
		Complete Set		Female w/Pin Swivel Lug		Male Shank	
		Part #	List	Part #	List	Part #	List
1”	75	PP100S		PP100F		PP100M	
1-1/4”	75	PP125S		PP125F		PP125M	
1-1/2”	75	PP150S		PP150F		PP150M	
2”	75	PP200S		PP200F		PP200M	
3”	75	PP300S		PP300F		PP300M	

SPANNER WRENCH

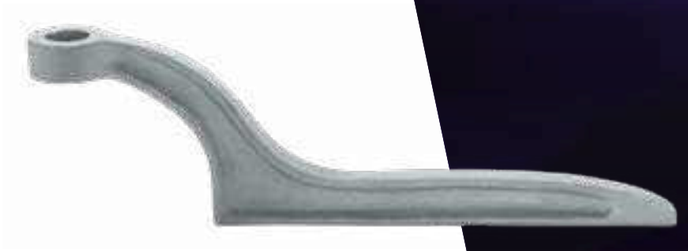

Size	PLATED IRON	
	Part #	List
1-1/2”	SW 150	
2”	SW 200	
2-1/2”	SW 250	
3”	SW 300	
4”	SW 400	

REPLACEMENT GASKETS - SHANK COUPLINGS

Size	SBR	
	Part #	List
1/2”	RW050	
3/4”	RW075	
1”	RW100	
1-1/4”	RW125	
1-1/2”	RW150	
2”	RW200	
2-1/2”	RW250	
3”	RW300	
4”	RW400	
5”	---	
6”	RW600	

LONG SHANK HOSE NIPPLE - HEX SWIVEL w/NPSH THREADS

Note: Working pressures are directly related to the hose and coupling installation.

*IRON *STEEL

Size	WORKING PSI	*ZINC PLATED STEEL & **ZINC PLATED IRON					
		Complete Set		Female		Male	
		Part #	List	Part #	List	Part #	List
*1/2"	150	SLS050		SLS050F		SLS050M	
*3/4"	150	SLS075		SLS075F		SLS075M	
*1"	150	SLS100		SLS100F		SLS100M	
**1-1/4"	150	SLS125C		SLS125CF		SLS125CM	
**1-1/2"	150	SLS150C		SLS150CF		SLS150CM	
**2"	150	SLS200C		SLS200CF		SLS200CM	

LONG SHANK HOSE NIPPLE - HEX SWIVEL w/NPSH THREADS

Note: Working pressures are directly related to the hose and coupling installation.

Size Hose x Thread	WORKING PSI	BRASS					
		Complete Set		Female		Male	
		Part #	List	Part #	List	Part #	List
1/2" x 3/4" NPSH	150	BLS050075		BLS050075F		BLS050075M	
1/2" x 3/4" GHT	150	BLS050075GHT		BLS050075GHTF		BLS050075GHTM	
5/8" X 3/4" NPSH	150	BLS058075		BLS058075F		BLS058075M	
5/8" x 3/4" GHT	150	BLS058075GHT		BLS058075GHTF		BLS058075GHTM	
3/4" x 3/4" NPSH	150	BLS075		BLS075F		BLS075M	
3/4" x 3/4" GHT	150	BLS075GHT		BLS075GHTF		BLS075GHTM	
1" x 1" NPSH	150	BLS100		BLS100F		BLS100M	
1-1/4" x 1-1/4" NPSH	150	BLS125		BLS125F		BLS125M	
1-1/2" x 1-1/2" NPSH	150	BLS150		BLS150F		BLS150M	
1-1/2" x 1-1/2" NST	150	BLS150NH		BLS150NHF		BLS150NHM	
2" x 2" NPSH	150	BLS200		BLS200F		BLS200M	
2-1/2" x 2-1/2" NPSH	150	BLS250		BLS250F		BLS250M	
2-1/2" x 2-1/2" NST	150	BLS250NH		BLS250NHF		BLS250NHM	
3" x 3" NPSH	150	BLS300		BLS300F		BLS300M	

HOSE MENDERS

Size	BRASS	
	Part #	List
1/8"	HM-2	
3/16"	HM-3	
1/4"	HM-4	
5/16"	HM-5	
3/8"	HM-6	
1/2"	HM-8	
5/8"	HM-10	
3/4"	HM-12	

SHORT SHANK HOSE NIPPLE

Note: Working pressures are directly related to the hose and coupling installation.



Size Hose x Thread	WORKING PSI	BRASS					
		Complete Set		Female		Male	
		Part #	List	Part #	List	Part #	List
3/8" x 3/4" NPSH	150	BSS038075		BSS038075F		BSS038075M	
3/8" x 3/4" GHT	150	BSS038075GHT		BSS038075GHTF		BSS038075GHTM	
1/2" x 3/4" NPSH	150	BSS050075		BSS050075F		BSS050075M	
1/2" x 3/4" GHT	150	BSS050075GHT		BSS050075GHTF		BSS050075GHTM	
5/8" X 3/4" NPSH	150	BSS058075		BSS058075F		BSS058075M	
5/8" x 3/4" GHT	150	BSS058075GHT		BSS058075GHTF		BSS058075GHTM	
3/4" x 3/4" NPSH	150	BSS075		BSS075F		BSS075M	
3/4" x 3/4" GHT	150	BSS075GHT		BSS075GHTF		BSS075GHTM	
1" x 1" NPSH	150	BSS100		BSS100F		BSS100M	
1-1/4" x 1-1/4" NPSH	150	BSS125		BSS125F		BSS125M	

HOSE NIPPLE - MALE NPT x HOSE BARB

Note: Working pressures are directly related to the hose and coupling installation.

Size Thread X Hose	Working PSI	Zinc Plated Steel		316 SS	
		Part #	List	Part #	List
1/8" x 1/4"	150	HN018025		HNSS018025	
1/4" x 1/4"	150	HN025025		HNSS025025	
1/4" x 3/8"	150	HN025038		HNSS025038	
1/4" x 1/2"	150	HN025050		HNSS025050	
3/8" x 1/4"	150	HN038025		HNSS038025	
3/8" x 3/8"	150	HN038038		HNSS038038	
3/8" x 1/2"	150	HN038050		HNSS038050	
1/2" x 3/8"	150	HN050038		HNSS050038	
1/2" x 1/2"	150	HN050050		HNSS050050	
1/2" x 3/4"	150	HN050075		HNSS050075	
3/4" x 1/2"	150	HN075050		HNSS075050	
3/4" x 3/4"	150	HN075075		HNSS075075	
3/4" x 1"	150	HN075100		HNSS075100	
1" x 3/4"	150	HN100075		HNSS100075	
1" x 1"	150	HN100100		HNSS100100	

HOSE SHANK FEMALE X HOSE SHANK MALE - ALL SIZES TYPE B

▸ ***NOT** Recommended for Chemicals or Hazardous Type Materials

– WORKING PRESSURES UP TO 150 PSI - SEE WARNING BELOW –



Size	ZINC PLATED STEEL					
	Complete Set		Female w/Hose Shank		Male w/Hose Shank	
	Part #	List	Part #	List	Part #	List
2”	BTC200		BTC200F		BTC200M	
3”	BTC300		BTC300F		BTC300M	
4”	BTC400		BTC400F		BTC400M	
6”	BTC600		BTC600F		BTC600M	
8”	BTC800		BTC800F		BTC800M	
*10”	BTC1000		BTC1000F		BTC1000M	
*12”	BTC1200		BTC1200F		BTC1200M	

FLANGED FEMALE X MALE - ALL SIZES TYPE B

▸ ***NOT** Recommended for Chemicals or Hazardous Type Materials

– WORKING PRESSURES UP TO 150 PSI - SEE WARNING BELOW –

Size	ZINC PLATED STEEL						
		Complete Set		Female w/Flange		Male w/Flange	
	Flange Thickness	Part #	List	Part #	List	Part #	List
2”	.75 4 holes @.75 per hole	BTC200FL		BTC200MLF		BTC200MLM	
3”	.94 4 holes @.75 per hole	BTC300FL		BTC300MLF		BTC300MLM	
4”	.94 8 holes @.75 per hole	BTC400FL		BTC400MLF		BTC400MLM	
6”	1.00 8 holes @.88 per hole	BTC600FL		BTC600MLF		BTC600MLM	
8”	1.12 8 holes @.88 per hole	BTC800FL		BTC800MLF		BTC800MLM	

WARNING:
Working pressure may vary depending on how the couplings are attached to the hose assembly. Before operation, always check the hose assembly for proper attachment and that couplings are in working order.

MALE THREADED FEMALE X MALE - ALL SIZES TYPE B

▸ ***NOT** Recommended for Chemicals or Hazardous Type Materials

– WORKING PRESSURES UP TO 150 PSI - SEE WARNING BELOW –

Size	ZINC PLATED STEEL					
	Complete Set		Female w/Hose Shank		Male w/Hose Shank	
	Part #	List	Part #	List	Part #	List
2”	BTC200MT		BTC200MTF		BTC200MTM	
3”	BTC300MT		BTC300MTF		BTC300MTM	
4”	BTC400MT		BTC400MTF		BTC400MTM	
6”	BTC600MT		BTC600MTF		BTC600MTM	
8”	BTC800MT		BTC800MTF		BTC800MTM	

REPLACEMENT PARTS - ALL SIZES TYPE B

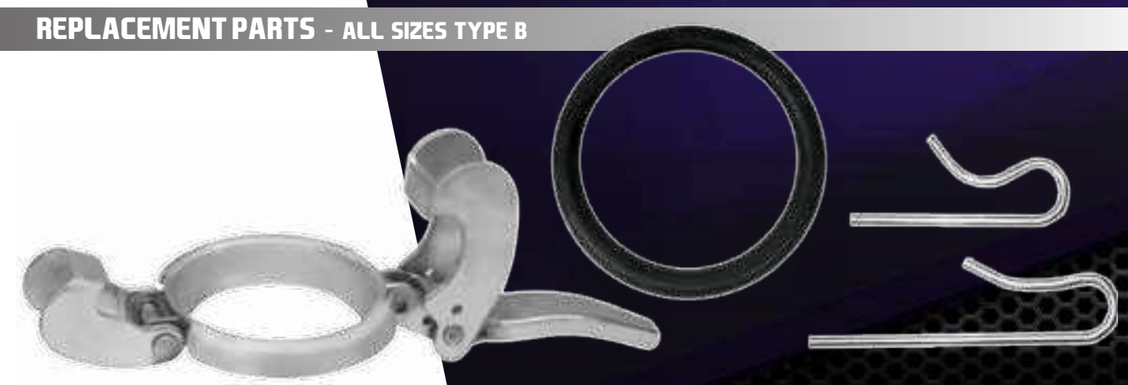

Size	ZINC PLATED STEEL		BUNA-N		STEEL	
	Lever Ring		Rubber O-Ring		Safety Clips	
	Part #	List	Part #	List	Part #	List
2”	BTC200LR		BTC200G		SP2030	
3”	BTC300LR		BTC30G		SP2030	
4”	BTC400LR		BTC400G		SP400	
6”	BTC600LR		BTC600G		SP6080	
8”	BTC800LR		BTC800G		SP6080	
*10”	BTC1000LR		BTC1000G		---	
*12”	BTC1200LR		BTC1200G		---	

WARNING:
Working pressure may vary depending on how the couplings are attached t
attachment and that couplings are in working order.

HOSE SHANK FEMALE X MALE

▸ ***NOT** Recommended for Chemicals or Hazardous Type Materials

Complete Set

Female

Male

Size	ZINC PLATED STEEL					
	Complete Set		Female w/Hose Shank		Male w/Hose Shank	
	Part #	List	Part #	List	Part #	List
3”	RLC300		RLC300F		RLC300M	
4”	RLC400		RLC400F		RLC400M	
6”	RLC600		RLC600F		RLC600M	
8”	RLC800		RLC800F		RLC800M	

REPLACEMENT PARTS

Size	ZINC PLATED STEEL	
	Lever Ring	
	Part #	List
3”	RLC300LR	
4”	RLC400LR	
6”	RLC600LR	
8”	RLC800LR	

BUNA-N	
Rubber O-Ring	
Part #	List
RLC300G	
RLC400G	
RLC600G	
RLC800G	

WARNING:
Working pressure may vary depending on how the couplings are attached to the hose assembly. Before operation, always check the hose assembly for proper attachment and that couplings are in working order.

HOSE ENDS & NOZZLE HOLDERS

Hose Ends w/Crowfoot

Hose Size	Hose O.D.	ALUMINUM			BRASS			ZINC PLATED IRON		
		Part #	Screws Supplied	List	Part #	Screws Supplied	List	Part #	Screws Supplied	List
3/4”	1-1/2”	Q 1AL	4		Q 1BR	4		Q 1CI	4	
1”	1-7/8”	Q 2AL	4		Q 2BR	4		Q 2CI	4	
1-1/4”	2-5/32”	Q 3AL	8		Q 3BR	8		Q 3CI	8	
1-1/2”	2-3/8”	Q 4AL	8		Q 4BR	8		Q 4CI	8	

Hose Ends Nozzle Holder - NPSM Threaded

Hose Size	Hose O.D.	Pipe Thd.	ALUMINUM			BRASS			ZINC PLATED IRON		
			Part #	Screws Supplied	List	Part #	Screws Supplied	List	Part #	Screws Supplied	List
3/4”	1-1/2”	1-1/4”	HE 1AL	4		HE 1BR	4		HE 1CI	4	
1”	1-7/8”	1-1/4”	HE 2AL	4		HE 2BR	4		HE 2CI	4	
1-1/4”	2-5/32”	1-1/4”	HE 3AL	8		HE 3BR	8		HE 3CI	8	
1-1/2”	2-3/8”	1-1/4”	HE 4AL	8		HE 4BR	8		HE 4CI	8	

Crowfoot X Female NPT

Pipe Thd.	ALUMINUM		BRASS		ZINC PLATED IRON	
	Part #	List	Part #	List	Part #	List
1-1/4”	SB 1AL		SB 1BR		SB 1CI	
1-1/2”	SB 2AL		SB 2BR		SB 2CI	

Gaskets - Fit All Sizes - 25 per Pkg. **QG**

REPLACEMENT - GASKETS | SCREWS

Gaskets & Screws

Details	Part #	List
SBR Gaskets - Fit All Sizes - 25 per Pkg.	QG	
Phillips Head Screws 100 per Package 10 X 5/8 Zinc plated	Screws	

WASHERS



Washers

For Use with Crowfeet only. Not to be used for **Sandblast. (50 per pkg)**

2 Lug	Color	List	4 Lug	Color	List
UCG2	Black		UCG4	Black	
UCG2EP *(EPDM)*	Red		---	---	
UCG2N *(NEOPRENE)*	Red		---	---	

CROWFEET / GROUND JOINT

HOSE ENDS ▸ Air & Water ONLY! (Not for Steam Service)

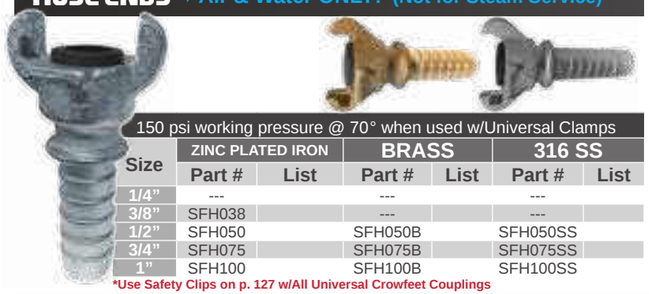

150 psi working pressure @ 70° when used w/Universal Clamps

Size	ZINC PLATED IRON Part #	List	BRASS Part #	List	316 SS Part #	List
1/4"	---		---		---	
3/8"	SFH038		---		---	
1/2"	SFH050		SFH050B		SFH050SS	
3/4"	SFH075		SFH075B		SFH075SS	
1"	SFH100		SFH100B		SFH100SS	

*Use Safety Clips on p. 127 w/All Universal Crowfeet Couplings

FEMALE NPT ▸ Air & Water ONLY! (Not for Steam Service)



150 psi working pressure @ 70° when used w/Universal Clamps

Size	ZINC PLATED IRON Part #	List	BRASS Part #	List	316 SS Part #	List
1/4"	SFF025		---		---	
3/8"	SFF038		---		---	
1/2"	SFF050		SFF050B		SFF050SS	
3/4"	SFF075		SFF075B		SFF075SS	
1"	SFF100		SFF100B		SFF100SS	

*Use Safety Clips on p. 127 w/All Universal Crowfeet Couplings

MALE NPT ▸ Air & Water ONLY! (Not for Steam Service)



150 psi working pressure @ 70° when used w/Universal Clamps

Size	ZINC PLATED IRON Part #	List	BRASS Part #	List	316 SS Part #	List
1/4"	SFM025		---		---	
3/8"	SFM038		---		---	
1/2"	SFM050		SFM050B		SFM050SS	
3/4"	SFM075		SFM075B		SFM075SS	
1"	SFM100		SFM100B		SFM100SS	

*Use Safety Clips on p. 127 w/All Universal Crowfeet Couplings

BLANK END

150 psi working pressure @ 70° when used w/Universal Clamps

Size	ZINC PLATED IRON Part #	List	316 SS Part #	List
---	SFBE00		SFBE00SS	

*Use Safety Clips on p. 127 w/All Universal Crowfeet Couplings

TRIPLE CONNECTION

150 psi working pressure @ 70° when used w/Universal Clamps

Size	ZINC PLATED IRON Part #	List	316 SS Part #	List
---	SFTW00		SFTW00SS	

*Use Safety Clips on p. 127 w/All Universal Crowfeet Couplings

FOUR LUG - HOSE ENDS

150 psi working pressure @ 70° when used w/Universal Clamps

Size	ZINC PLATED IRON Part #	List
1-1/4"	SFH125	
1-1/2"	SFH150	
2"	SFH200	

FOUR LUG - FEMALE NPT

150 psi working pressure @ 70° when used w/Universal Clamps

Size	ZINC PLATED IRON Part #	List
1-1/4"	SFF125	
1-1/2"	SFF150	
2"	SFF200	

GROUND JOINTS ▸ For Steam Srevice up to 450°F

ZINC PLATED IRON

Hose Size	Hose Stem w/Wing Nut & Female Spud Part #	List	Hose Stem Part #	List	Wing Nut Part #	List	Female Spud - Wing Nut Thread x Female NPT Part #	List	Male Pipe Stem - NPT Part #	List
1/2"	SFGJ050		SFGJ050H		SFGJ050N		SFGJ050S		SFGJ050MS	
3/4"	SFGJ075		SFGJ075H		SFGJ075N		SFGJ075S		SFGJ075MS	
1"	SFGJ100		SFGJ100H		SFGJ100N		SFGJ100S		SFGJ100MS	
1-1/4"	SFGJ125		SFGJ125H		SFGJ125N		SFGJ125S		SFGJ125MS	
1-1/2"	SFGJ150		SFGJ150H		SFGJ150N		SFGJ150S		SFGJ150MS	
2"	SFGJ200		SFGJ200H		SFGJ200N		SFGJ200S		SFGJ200MS	
2-1/2"	SFGJ250		SFGJ250H		SFGJ250N		SFGJ250S		SFGJ250MS	
3"	SFGJ300		SFGJ300H		SFGJ300N		SFGJ300S		SFGJ300MS	
4"	SFGJ400		SFGJ400H		SFGJ400N		SFGJ400S		SFGJ400MS	

MALE SPUD - WING NUT THREAD X MALE NPT

seal faces are plated copper

Size	Zinc Plated Iron Part #	List
1/2"	SFGJ050M	
3/4"	SFGJ075M	
1"	SFGJ100M	
1-1/4"	SFGJ125M	
1-1/2"	SFGJ150M	
2"	SFGJ200M	

DOUBLE SPUD - WING NUT THREAD X WING NUT THREAD

seal faces are plated copper

Size	Zinc Plated Iron Part #	List
3/4"	SFGJ075MM	
1"	SFGJ100MM	
1-1/4"	SFGJ125MM	
1-1/2"	SFGJ150MM	
2"	SFGJ200MM	

UNIVERSAL CLAMPS

ZINC PLATED IRON

Hose ID	From	To	Part #	List
3/8"				
	11/16"	7/8"	SF1	
1/2"				
	15/16"	1-1/16"	SF4	
	1-1/16"	1-3/16"	SF5	
3/4"				
	1-1/8"	1-5/16"	SF9A	
	1-3/16"	1-5/16"	SF9U	
	1-5/16"	1-1/2"	SF9B	
	1-1/2"	1-11/16"	SF10	
1"				
	1-11/16"	1-15/16"	SF14	
	1-17/32"	1-23/32"	SF14U	
1-1/4"				
	1-25/32"	2-3/32"	SF19U	
1-1/2"				
	2-3/16"	2-3/8"	SF24U	
	2-1/4"	2-9/16"	SF24	
2"				
	2-1/2"	2-25/32"	SF29U	
	2-3/4"	3-1/16"	SF29	
3"				
	4-1/16"	4-7/16"	SF39	
4"				
	4-7/8"	5-5/16"	SF49U	

TWIN LOCK

HOSE BARB COUPLER

Size	ZINC PLATED IRON Part #	List
3/8"	SF04TL03S	
1/2"	SF04TL04S	
3/4"	SF04TL06S	
1"	SF04TL08S	

MALE THREADED PLUG

Size	ZINC PLATED IRON Part #	List
3/8"	SF04TL03MP	
1/2"	SF04TL04MP	
3/4"	SF04TL06MP	
1"	SF04TL08MP	

MALE THREADED COUPLERS

Size	ZINC PLATED IRON Part #	List
3/8"	SF04TL03MC	
1/2"	SF04TL04MC	
3/4"	SF04TL06MC	
1"	SF04TL08MC	

FEMALE THREADED PLUGS

Size	ZINC PLATED IRON Part #	List
3/8"	SF04TL03FP	
1/2"	SF04TL04FP	
3/4"	SF04TL06FP	
1"	SF04TL08FP	

FEMALE THREADED COUPLERS

Size	ZINC PLATED IRON Part #	List
3/8"	---	
1/2"	SF04TL04FC	
3/4"	SF04TL06FC	
1"	---	

SF LOCK

MALE HEAD X HOSE BARB PLUG

Size	ZINC PLATED IRON Part #	List
3/8"	SFM04SL03SP	
1/2"	SFM04SL04SP	
3/4"	SFM04SL06SP	
1"	SFM04SL08SP	

MALE HEAD X HOSE BARB SAFTETY LOCK PLUG

Size	ZINC PLATED IRON Part #	List
3/8"	---	
1/2"	SFM04SL04SP-SL	
3/4"	SFM04SL06SP-SL	
1"	---	

FEMALE HEAD X HOSE BARB COUPLERS

Size	ZINC PLATED IRON Part #	List
3/8"	SFF04SL03SC	
1/2"	SFF04SL04SC	
3/4"	SFF04SL06SC	
1"	SFF04SL08SC	

MALE HEAD X MALE THREADED PLUG

Size	ZINC PLATED IRON Part #	List
3/8"	SFM04SL03MP	
1/2"	SFM04SL04MP	
3/4"	SFM04SL06MP	
1"	SFM04SL08MP	

MALE HEAD X MALE THREADED SAFETY LOCK

Size	ZINC PLATED IRON Part #	List
3/8"	---	
1/2"	SFM04SL04MP-SL	
3/4"	SFM04SL06MP-SL	
1"	---	

FEMALE HEAD X MALE THREADED COUPLERS

Size	ZINC PLATED IRON Part #	List
3/8"	SFF04SL03MC	
1/2"	SFF04SL04MC	
3/4"	SFF04SL06MC	
1"	SFF04SL08MC	

MALE HEAD X FEMALE THREADED PLUG

Size	ZINC PLATED IRON Part #	List
3/8"	---	
1/2"	SFM04SL04FP	
3/4"	SFM04SL06FP	
1"	SFM04SL08FP	

FEMALE HEAD X FEMALE THREADED COUPLERS

Size	ZINC PLATED IRON Part #	List
3/8"	---	
1/2"	SFF04SL04FC	
3/4"	SFF04SL06FC	
1"	SFF04SL08FC	

REPLACEMENT SEALS

TWIN LOCK

Temp Range: -40°F to 250°F

Size	NITRILE Part #	List
1/2"	SFG4TL	

SF LOCK

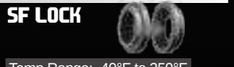

Temp Range: -40°F to 250°F

NITRILE Part #	List
SFG4SL	

TWIN LOCK

Temp Range: -20°F to 400°F

Size	FKM Part #	List
1/2"	SFG4TL-F	

SF LOCK



Temp Range:-20°F to 400°F

FKM Part #	List
SFG4SL-F	

FOOT VALVE / STRAINERS

FOOT VALVES & REPLACEMENT PARTS

Hose Size	Iron Foot Valves		Iron Strainers		Neoprene Flapper Gaskets & Iron Weight		Neoprene Flapper Gaskets		Steel Plate	
	Part #	List	Part #	List	Part #	List	Part #	List	Part #	List
1-1/2”	FV 20B		FVS 20B		FVF 20B		FVG 20B		FVP 20B	
2”	FV 25B		FVS 25B		FVF 25B		FVG 25B		FVP 25B	
2-1/2”	FV 30B		--		--		--		--	
3”	FV 35B		FVS 35B		FVF 35B		FVG 35B		FVP 35B	
4”	FV 40B		FVS 40B		FVF 40B		FVG 40B		FVP 40B	
6”	FV 60B		FVS 60B		FVF 60B		FVG 60B		FVP 60B	
8”	FV 80B		FVS 80B		FVF 80B		FVG 80B		FVP 80B	

STRAINERS

COLD ROLLED ZINC PLATED STEEL

Hose Size	RH Round Hole		SH Square Hole		RS Round Hole Long		RD Round Hole Hose End		SKBH Skimmer Round Hole Bottom		SKTH Skimmer Round Hole Top	
	Part #	List	Part #	List	Part #	List	Part #	List	Part #	List	Part #	List
1/2”	RH 05B		---		---		---		---		---	
1”	RH 10B		---		RS 10B		---		---		---	
1-1/2”	RH 20B		SH 20B		RS 20B		RD 20T		SK 20BH		SK 20TH	
2”	RH 25B		SH 25B		RS 25B		RD 25T		SK 25BH		SK 25TH	
2-1/2”	RH 30B		SH 30B		RS 30B		---		---		---	
3”	RH 35B		SH 35B		RS 35B		RD 35T		SK 35BH		SK 35TH	
4”	RH 40B		SH 40B		RS 40B		RD 40T		---		---	
6”	RH 60B		SH 60B		RS 60B		---		---		---	
8”	RH 80B		SH 80B		RS 80B		---		---		---	
10”	RH 100B		---		---		---		---		---	
12”	RH 120B		---		---		---		---		---	

POLY STRAINER

Size	POLYPROPYLENE Part #	List
1-1/2”	RH 20PP	
2”	RH 25PP	
3”	RH 35PP	

SS STRAINER - ROUND HOLE

Type RH

Size	304 SS Part #	List
1-1/2”	RHSS 20B	
2”	RHSS 25B	
3”	RHSS 35B	
4”	RHSS 40B	
6”	RHSS 60B	

FUNNEL STRAINER

- 304 Stainless Steel w/Built-In Buna Gasket
- To be used with female cam & groove Part ‘D’

Size	304 SS Part #	List
2”	FS 25	
3”	FS 35	
4”	FS 40	

VISIONFLOW™ THREADED SIGHT GLASS

- Sight Glass is made from Polycarbonate material & has a temperature range from -50 to +185 F.
- 500 PSI Rating

Size	POLYCARBONATE Part #	List
2”	TSG 200	
3”	TSG 300	
4”	TSG 400	

Overall Length 8”
DO NOT USE A WRENCH ON SIGHT GLASS

VISION FLOW™ KITS

- Sight Glass is made from polycarbonate material & has a temperature range from -50 to +185 F.
- 150 PSI Rating
- Includes Strainer, Glass, A Part, D Part

Size	ALUM/STEEL/POLYCARB Part #	List
2”	SSA200AL	
3”	SSA300AL	
4”	SSA400AL	

PUMP FILTER

- Screws Into Female NPT Thread Coupler



Size	ALUMINUM 1/4” Hole Part #	List	1/2” Hole Part #	List
1-1/2”	PF150AL025		PF150AL050	
2”	PF200AL025		PF200AL050	
3”	PF300AL025		PF300AL050	
4”	PF400AL025		PF400AL050	

Size	304 SS 1/4” Hole Part #	List	1/2” Hole Part #	List
1-1/2”	PF150SS025		PF150SS050	
2”	PF200SS025		PF200SS050	
3”	PF300SS025		PF300SS050	
4”	PF400SS025		PF400SS050	

COUPLINGS +

GRIP-ON

Used With Thermoplastic Or Rubber Push-on Style Hose Ease of assembly - push on design - Excellent vibration characteristics Plastic Protection Cap Included

Hose x Male NPT

Hose ID	Pipe Thread	Brass Part #	Brass List
1/4”	1/8”	301-42	
1/4”	1/4”	301-44	
1/4”	3/8”	301-46	
5/16”	1/8”	301-52	
3/8”	1/8”	301-62	
3/8”	1/4”	301-64	
3/8”	3/8”	301-66	
1/2”	3/8”	301-86	
1/2”	1/2”	301-88	
1/2”	3/4”	301-812	
5/8”	1/2”	301-108	
3/4”	3/4”	301-1212	
1”	1”	301-1616	

Hose x FPT

Hose ID	Pipe Thread	Brass Part #	Brass List
1/4”	1/8”	3099-42	
1/4”	1/4”	3099-44	
1/4”	3/8”	---	
5/16”	1/8”	3099-52	
3/8”	1/8”	3099-62	
3/8”	1/4”	3099-64	
3/8”	3/8”	3099-66	
1/2”	3/8”	3099-86	
1/2”	1/2”	3099-88	
1/2”	3/4”	3099-812	
5/8”	1/2”	3099-108	
3/4”	3/4”	3099-1212	
1”	1”	3099-1616	

Hose x 45° SAE Male

Hose ID	Pipe Thread	Brass Part #	Brass List
1/4”	1/4”	302-44	
1/4”	5/16”	302-45	
1/4”	3/8”	302-46	
3/8”	3/8”	302-66	
1/2”	1/2”	302-88	
3/4”	3/4”	302-1212	
---	---	---	
---	---	---	
---	---	---	
---	---	---	
---	---	---	
---	---	---	
---	---	---	

Hose x Female 45° Flare

Swivel SAE

Hose ID	Pipe Thread	Brass Part #	Brass List
1/4”	3/8”	307-46	
3/8”	3/8”	307-66	
3/4”	3/4”	307-1212	
---	---	---	
---	---	---	
---	---	---	
---	---	---	
---	---	---	
---	---	---	
---	---	---	
---	---	---	
---	---	---	

Hose x Inverted Flare

Male, Swivel



Hose ID	Pipe Thread	Brass Part #	Brass List
1/4”	3/16”	305-43	
1/4”	1/4”	305-44	
1/4”	5/16”	305-45	
5/16”	5/16”	305-55	
3/8”	3/8”	305-66	
1/2”	1/2”	305-88	
5/8”	5/8”	305-1010	

Hose x Inverted Flare

Hose ID	Pipe Thread	Brass Part #	Brass List
1/4”	3/16”	306-43	
1/4”	1/4”	306-44	
1/4”	5/16”	306-45	
5/16”	5/16”	306-55	
3/8”	3/8”	306-66	
1/2”	1/2”	306-88	
5/8”	5/8”	306-1010	

Hose x JIC Female

Swivel 37°

Hose ID	Pipe Thread	Brass Part #	Brass List
1/4”	1/4”	308-44	
1/4”	3/8”	308-46	
3/8”	3/8”	308-66	
1/2”	1/2”	308-88	
3/4”	3/4”	308-1212	
1”	1”	308-1616	
---	---	---	

Hose x JIC Male 37°

Hose ID	Pipe Thread	Brass Part #	Brass List
1/4”	1/4”	310-44	
1/4”	5/16”	310-45	
3/8”	3/8”	310-66	
1/2”	1/2”	310-88	
3/4”	3/4”	310-1212	
1”	1”	310-1616	
---	---	---	

Hose x Hose Splicer

Hose ID	Brass Part #	Brass List
1/4”	304-44	
5/16”	304-55	
3/8”	304-66	
1/2”	304-88	
5/8”	304-1010	
3/4”	304-1212	
1”	304-1616	

Push-On Air Hose

Hose ID	Working Pressure psi	Bend Radius	Weight Per Ft	Standard Length Ft	Black Nitrile Part #	Black Nitrile List/Ft
1/4”	300max	3.0	9	100’/300’	PH025	
3/8”	300max	3.0	12	100’/300’	PH038	
1/2”	300max	5.0	15	100’/300’	PH050	

This oil resistant hose is excellent for use with air tools, mild chemicals and various petroleum products. Special braid angle for quick secure push-on coupling retention.

Temperature range: -40° F to 212° F

Tube: Black Nitrile
Reinforcement: Black Neoprene
Cover: One Textile Braid
Safety Factor: 3:1

COUPLINGS +

HOSE SHANKS

NPT Threads

Hose ID	Thread Size	Brass: Hose End End X Male NPT Part #	Hose End End X Male NPT List	Hose End X Female NPT Part #	Hose End X Female NPT List	Female NPT Swivel End X Hose End Part #	Female NPT Swivel End X Hose End List
1/8”	1/8”	201A-2A		209A-2A		209AS-2A	
3/16”	1/8”	201A-3A		209A-3A		209AS-3A	
3/16”	1/4”	201A-3B		209A-3B		209AS-3B	
1/4”	1/8”	201A-4A		209A-4A		---	
1/4”	1/4”	201A-4B		209A-4B		209AS-4B	
1/4”	3/8”	201A-4C		209A-4C		---	
5/16”	1/8”	201A-5A		209A-5A		---	
5/16”	1/4”	201A-5B		209A-5B		209AS-5B	
5/16”	3/8”	201A-5C		209A-5C		---	
3/8”	1/8”	201A-6A		209A-6A		---	
3/8”	1/4”	201A-6B		209A-6B		209AS-6B	
3/8”	3/8”	201A-6C		209A-6C		209AS-6C	
3/8”	1/2”	201A-6D				---	
3/8”	3/4”	201A-6E		209A-6E		---	
1/2”	1/4”	201A-8B		209A-8B		---	
1/2”	3/8”	201A-8C		209A-8C		209AS-8C	
1/2”	1/2”	201A-8D		209A-8D		209AS-8D	
1/2”	3/4”	201A-8E		209A-8E		---	
5/8”	3/8”	201A-10C		---		---	
5/8”	1/2”	201A-10D		---		---	
5/8”	3/4”	201A-10E		---		---	
3/4”	1/2”	201A-12D		---		---	
3/4”	3/4”	201A-12E		209A-12E		209AS-12E	
1”	3/4”	201A-16E		---		---	



Hole ID	Brass: Hose Barb Mender Part #	Hose Barb Mender List	Hose Barb Tees Part #	Hose Barb Tees List	Male NPT X Hose Barb 90 Part #	Male NPT X Hose Barb 90 List
1/8”	HM-2		---		---	
3/16”	HM-3		---		HBT1-03	
1/4”	HM-4		HBT2-04		HBT1-04	
5/16”	HM-5		---		---	
3/8”	HM-6		HBT2-06		HBT1-06	
1/2”	HM-8		HBT2-08		HBT1-08	
5/8”	HM-10		---		HBT1-10	
3/4”	HM-12		HBT2-12		HBT1-12	

COUPLINGS +

SHANK COUPLINGS - LONG SHANK

Size Hose x Thread	BRASS					
	Complete Set		Female		Male	
	Part #	List	Part #	List	Part #	List
1/2” x 3/4” NPSH	BLS050075		BLS050075F		BLS050075M	
1/2” x 3/4” GHT	BLS050075GHT		BLS050075GHTF		BLS050075GHTM	
5/8” x 3/4” NPSH	BLS058075		BLS058075F		BLS058075M	
5/8” x 3/4” GHT	BLS058075GHT		BLS058075GHTF		BLS058075GHTM	
3/4” x 3/4” NPSH	BLS075		BLS075F		BLS075M	
3/4” x 3/4” GHT	BLS075GHT		BLS075GHTF		BLS075GHTM	
1” x 1” NPSH	BLS100		BLS100F		BLS100M	

SHANK COUPLINGS - SHORT SHANK

Size Hose x Thread	BRASS					
	Complete Set		Female		Male	
	Part #	List	Part #	List	Part #	List
1/2” x 3/4” NPSH	BSS050075		BSS050075F		BSS050075M	
1/2” x 3/4” GHT	BSS050075GHT		BSS050075GHTF		BSS050075GHTM	
5/8” x 3/4” NPSH	BSS058075		BSS058075F		BSS058075M	
5/8” x 3/4” GHT	BSS058075GHT		BSS058075GHTF		BSS058075GHTM	
3/4” x 3/4” NPSH	BSS075		BSS075F		BSS075M	
3/4” x 3/4” GHT	BSS075GHT		BSS075GHTF		BSS075GHTM	

GARDEN HOSE

Size	HYBRID POLYMER		RUBBER			
	Premium GardenFlex		Round Rubber		Octagon Rubber	
	Part #	List	Part #	List	Part #	List
5/8” x 50’	GFH058050		RGH058050		ORGH058050	
5/8” x 100’	GFH058100		RGH058100		---	
3/4” x 50’	---		RGH075050		---	
3/4” x 100’	---		RGH075100		---	
1” x 50’	---		RGH100050		---	

GARDEN HOSE NOZZLES

Size	ULC Approved Shut-Off-Plastic	
	Part #	List
3/4” GHT GREEN	1040310	

COUPLINGS +

GARDEN HOSE FITTINGS

Garden Threads

Garden Thread	Pipe Thread	BRASS					
		Female GHT x Female Pipe		Female GHT x Female Pipe Swivel		Male GHT X Female Pipe	
		Part #	List	Part #	List	Part #	List
3/4”	1/2”	5A-12D		5AS-12D		18A-12D	
3/4”	3/4”	5A-12E		5AS-12E		18A-12E	

Garden Thread	Pipe Thread	BRASS					
		Male Pipe x Male GHT		Male GHT x Male GHT		Female Hose Cap GHT	
		Part #	List	Part #	List	Part #	List
3/4”	3/8”	19A-12C		---		---	
3/4”	1/2”	19A-12D		---		---	
3/4”	3/4”	19AF-12DE		23A-12		GHN5H	

HEX - 24155

PIN Lug - 19130

Garden Thread	Hose Shank	BRASS	
		Hose Barb x Hose Barb GHT	
		Part #	List
3/4”	1/2”	202GHSH-88	
3/4”	5/8”	202GHSH-1010	
3/4”	3/4”	202GHSH-1212	

Details	BRASS		
	STYLE	Part #	List
3/4” FGHT x 3/4” MNPT	Hex	2415517	
3/4” FGHT x 1” MNPT	Hex	2415518	
1” FNPT x 3/4” MGHT	Hex	2415520	
1-1/2” FNST x 3/4” MGHT	Pin Lug	1913009	
2-1/2” FNST x 3/4” MGHT	Pin Lug	1913037	

FERRULES

Sold in pkg. quantity only

MEDIUM WEIGHT - FOR AIR & FLUID HOSE

ID	Length	Hole	Metal Thickness	Cross Reference	Qty Per Pkg	BRASS Part #	BRASS List ea
.478”	.687”	.328”	.025”	4750	50	B-478-L	
.525”	.500”	.406”	.020”	---	50	B-525- SP10	
.560”	1.00”	.437”	.025”	7325	50	B-560-SP1	
.593”	1.00”	.437”	.025”	7326	50	B-593-L	
.625”	1.00”	.437”	.025”	7327	50	B-625-SP4	
.656”	1.00”	.437”	.025”	7328	50	B-656-L	
.690”	1.00”	.500”	.025”	7329	50	B-690-L	
.718”	1.00”	.500”	.025”	7330	50	B-718-SP1	
.750”	1.00”	.625”	.025”	7331	50	B-750-SP3	
.781”	1.00”	.625”	.025”	7332	50	B-781-SP2	
.812”	1.00”	.625”	.025”	7333	50	B-812-L	
.825”	.546”	.562”	.020”	AA	50	B-825-SP2	
.850”	.968”	.687”	.025”	---	50	B-850-L	
.937”	.875”	.750”	.025”	7242	25	B-937-L	

LIGHT WEIGHT - FOR AIR & FLUID HOSE

ID	Length	Hole	Metal Thickness	Cross Reference	Qty Per Pkg	BRASS Part #	BRASS List ea
.380”	.500”	.265”	.020”	622	50	B-380-S	
.410”	.500”	.265”	.020”	620	50	B-410-S	
.450”	.562”	.343”	.020”	769	50	B-450-SP1-S	
.500”	.500”	.343”	.020”	624	50	B-500-SP2	
.525”	.470”	.360”	.020”	625	50	B-525-SP6	
.560”	.750”	.375”	.020”	3588	50	B-560-SP2	
.575”	.484”	.468”	.020”	KK	50	B-575-SP1	
.600”	.500”	.500”	.020”	JJ	50	B-600-SP2	
.625”	.500”	.500”	.020”	II	50	B-625-SP3	
.650”	.500”	.500”	.020”	HH	50	B-650-SP3	
.725”	.530”	.500”	.020”	EE	50	B-725-SP3	
.750”	.531”	.500”	.020”	DD	50	B-750-SP5	

LIGHT WEIGHT - FLUID HOSE

ID	Length	Hole	Metal Thickness	Cross Reference	Qty Per Pkg	BRASS Part #	BRASS List ea
.875”	.843”	.687”	.025”	7244A	50	B-875-SP1	
.900”	.875”	.687”	.025”	5029A	50	B-900-SP2	
.975”	.843”	.687”	.025”	5028A	50	B-975-SP2	
1.025”	.843”	.687”	.025”	7114A	50	B-1025-SP1	
1.050”	.843”	.687”	.025”	7145A	50	B-1050-SP1	
1.100”	.843”	.812”	.025”	5027A	50	B-1100-SP2	
1.175”	.875”	.875”	.025”	7088A	25	B-1175-SP1	
1.225”	.968”	.875”	.025”	---	25	B-1225-SP1	
1.275”	.968”	.875”	.025”	---	25	B-1275-SP1	
1.425”	.875”	1.062”	.025”	---	25	B-1425-SP1	
1.500”	.875”	1.125”	.025”	---	25	B-1500-S	
1.550”	.812”	1.125”	.025”	---	25	B-1550-S	

CRIMPING TOOLS

Our hose crimpers provide production capability & a big tool crimping advantages at just a fraction of the cost of other tools offering comparable results.



3041 & 3043 (Die Sizes - 3041-1 thru 3041-5 & 3048-5)

Tool Included Dies	Part #	List
3041-1 thru 3041-5	3041	
3041-1 thru 3041-4 and 3048A	3043	

3042 (Capable of Die Sizes - 1/2” to 1” ID 7/8” to 1-1/2 OD)

Tool Only - Dies Not Included	Part #	List
capable of 1/2” to 1” ID 7/8” to 1-1/2 OD	3042	

3041 & 3043 Dies

Size	Mark	Part #	List
5/8"	no mark, 2	3041-1	
37/64"	2, 3	3041-2	
17/32"	3, 4	3041-3	
31/64"	4, 5	3041-4	
11/16"	5, no mark	3041-5	
7/16"	7W, 7W	3048A	
3/4"	8W, 8W	3049A	
13/16"	9W, 9W	3050A	
3/8"	10W, 10W	3051A	

3042 Dies

Size	Mark	Part #	List
11/16"	1	3042-1	
23/32"	2	3042-2	
3/4"	3	3042-3	
25/32"	4	3042-4	
13/16"	5	3042-5	
27/32"	6	3042-6	
7/8"	7	3042-7	
29/32"	8	3042-8	
15/16"	9	3042-9	
31/32"	10	3042-10	
1"	11	3042-11	
1-1/32"	12	3042-12	
1-1/16"	13	3042-13	
1-1/8"	14	3042-14	
1-3/16"	15	3042-15	
1-1/4"	16	3042-16	
1-5/16"	17	3042-17	
1-3/8"	18	3042-18	
1-7/16"	19	3042-19	
1-1/2"	20	3042-20	

3041 - Arrangement follows: No mark w/Hole, 2, 3, 4, 5, no mark no hole.

3043 - Arrangement follows: No mark w/Hole, 2, 3, 4, 7W, 7W-w/One flat side.



SOCKETS - 1/4" BODY

Couplers shut-off when disconnected. Works w/MIL-C-4109F/A-A-59439 SYSTEMS. For use with compressed air only. Easy pull-to connect designs provides instantaneous connection of air lines.

1/4"-1/2"
Size Range

Seal material: NBR
Temperature Range: -40° F to 250° F
Working Pressure: 0 psi to 300 psi
4 Ball Design

SOCKETS

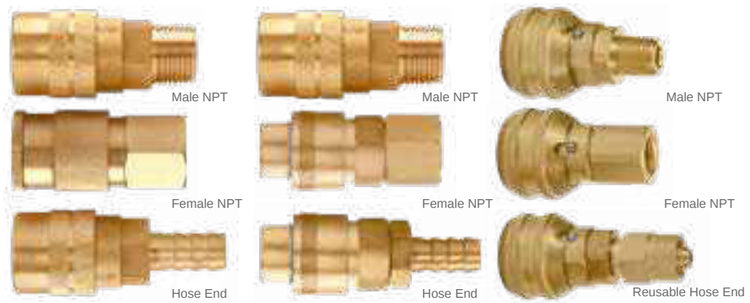

Body Size	End Size	Over-all Dia.	Box Qty.	BRASS								
				Industrial Interchange								
				Semi-Auto			Auto			Auto Sleeve Lock		
				Length	Part #	List	Length	Part #	List	Length	Part #	List
1/4"	1/4" Male NPT	.98"	10	2.05"	AM-02AM		2.05"	AMA-02AM		"	AMASL-02AM	
1/4"	1/4" Female NPT	.98"	10	1.97"	AM-02AF		1.97"	AMA-02AF		"	AMASL-02AF	
1/4"	1/4" Shank	.98"	10	2.3"	AM-02AH		2.3"	AMA-02AH		"	AMASL-02AHRU	
1/4"	3/8" Male NPT	.98"	10	2.03"	AM-03AM		2.09"	AMA-03AM		"		
1/4"	3/8" Female NPT	.98"	10	1.97"	AM-03AF		1.97"	AMA-03AF		"		
1/4"	3/8" Shank	.98"	10	2.7"	AM-03AH		2.48"	AMA-03AH		"		
1/4"	1/2" Male NPT	.98"	10	2.07"	AM-04AM		2.07"	---		---	---	
1/4"	1/2" Female NPT	.98"	10	2.13"	AM-04AF		2.13"	---		---	---	
1/4"	1/2" Shank	.98"	10	2.7"	AM-04AH		2.7"	---		---	---	

PLUGS - 1/4" BODY

Works w/MIL-C-4109F/A-A-59439 SYSTEMS. For use with compressed air only.

1/4"-1/2"
Size Range

PLUGS



Body Size	End Size	BRASS					PLATED STEEL					PLATED STEEL / BRASS				
		Industrial Interchange														
		works w/ AM or AMA sockets					works w/ AM or AMA sockets					works w/ Auto Sleeve Lock sockets				
		Dia.	Box Qty.	Length	Part #	List	Dia.	Box Qty.	Length	Part #	List	Dia.	Box Qty.	Length	Part #	List
1/4"	1/4" Male NPT	.46"	40	1.65"	AN-02AM		.46"	40	1.65"	AN-02AMS		"		"		
1/4"	1/4" Female NPT	.46"	40	1.38"	AN-02AF		.46"	40	1.38"	AN-02AFS		"		"		
1/4"	1/4" Shank	.46"	40	1.89"	AN-02AH		.46"	40	1.89"	AN-02AHS		"		"	AN-02AHSRU	
1/4"	3/8" Male NPT	.46"	40	1.69"	AN-03AM		.46"	40	1.69"	AN-03AMS		"		"		
1/4"	3/8" Female NPT	.46"	40	1.5"	AN-03AF		.46"	40	1.5"	AN-03AFS		"		"		
1/4"	3/8" Shank	.46"	40	2.28"	AN-03AH		.46"	40	2.28"	AN-03AHS		"		"		
1/4"	1/2" Male NPT	.46"	40	1.73"	AN-04AM		.46"	40	1.73"	AN-04AMS		---	---	---	---	
1/4"	1/2" Female NPT	.46"	40	1.54"	AN-04AF		.46"	40	1.54"	AN-04AFS		---	---	---	---	
1/4"	1/2" Shank	.46"	40	2.28"	AN-04AH		.46"	40	2.28"	AN-04AHS		---	---	---	---	

SOCKETS - 1/4" BODY

Couplers shut-off when disconnected. Works popular automotive fittings such as Amflo, Milton and others. For use with compressed **air only.** Easy pull-to connect designs provides instantaneous connection of air lines.

1/4"-3/8"
Size Range

Seal material: NBR
Temperature Range: -40° F to 250° F
Working Pressure: 0 psi to 300 psi
4 Ball Design

SOCKETS



Body Size	End Size	BRASS				
		Dia.	Box Qty.	Length	Part #	List
1/4"	1/4" Male NPT	.98"	10	2.05"	AO-O2AM	
1/4"	1/4" Female NPT	.98"	10	1.97"	AO-O2AF	
1/4"	1/4" Shank	.98"	10	0.94"	AO-O2AH	
1/4"	3/8" Male NPT	.98"	10	0.82"	AO-O3AM	
1/4"	3/8" Female NPT	.98"	10	0.94"	AO-O3AF	
1/4"	3/8" Shank	.98"	10	0.82"	AO-O3AH	

PLUGS - 1/4" BODY

Works with popular automitive fittings such as Amflo, Milton and others. For use with compressed air only.

1/4"-3/8"
Size Range

PLUGS

Body Size	End Size	ZINC PLATED STEEL				
		Dia.	Hex Size	Length	Part #	List
1/4"	1/4" Male NPT	.98"	10	2.05"	AO-O2PMS	
1/4"	1/4" Female NPT	.98"	10	1.97"	AO-O2PFS	
1/4"	1/4" Shank	.98"	10	0.94"	AO-O2PHS	
1/4"	3/8" Male NPT	.98"	10	0.82"	AO-O3PMS	
1/4"	3/8" Female NPT	.98"	10	0.94"	AO-O3PFS	
1/4"	3/8" Shank	.98"	10	0.82"	AO-O3PHS	

PRESSURE WASHER - STRAIGHT THRU QUICK CONNECT SOCKETS

Couplers and plugs have no internal valves so there will be maximum flow. Water use only

SOCKET

1/4 Male NPT | 1/4 Female NPT | 3/8" Male NPT | 3/8" Female NPT

Body Size	End Size	BRASS					
		Dia.	Hex Size	Length	Part #	List	Features:
1/4"	1/4" Male NPT	.93"	0.82"	1.73"	2STM2-B		- 1/4" Rated pressure 5200 psi - 3/8" Rated pressure 2700 psi -Temp range -40° to 250°F - Standard seal Buna-n (Nitrile)
1/4"	1/4" Female NPT	.93"	0.82"	1.48"	2STF2-B		
3/8"	3/8" Male NPT	1.30"	0.94"	1.76"	3STM3-B		
3/8"	3/8" Female NPT	1.20"	0.94"	1.59"	3STF3-B		

PRESSURE WASHER- STRAIGHT THRU QUICK CONNECT PLUGS

PLUG

1/4 Male NPT | 1/4 Female NPT | 3/8" Male NPT | 3/8" Female NPT

Body Size	End Size	ZINC PLATED STEEL					
		Dia.	Hex Size	Length	Part #	List	Features:
1/4"	1/4" Male NPT	.61"	0.54"	1.56"	ST2M2-S		- 1/4" Rated pressure 5200 psi - 3/8" Rated pressure 2700 psi -Temp range -40° to 250°F
1/4"	1/4" Female NPT	.75"	0.67"	1.45"	ST2F2-S		
3/8"	3/8" Male NPT	.68"	0.67"	1.70"	ST3M3-S		
3/8"	3/8" Female NPT	.95"	0.86"	1.64"	ST3F3-S		

PRESSURE WASHER ASSEMBLIES

There is a bend retractor on each end with male solid by male swivel.

For Blue Pressure Washer hose, please see p. 231

4000 PSI

Body Size	Length	End Size	Part #	List
3/8"	50'	Coupled w/ Male X Male	PW40003850CL	
	100'	Coupled w/ Male X Male	PW400038100CL	
1/2"	50'	Coupled w/ Male X Male	PW40005050CL	
	100'	Coupled w/ Male X Male	PW400050100CL	

6000 PSI

Body Size	Length	End Size	Part #	List
3/8"	50'	Coupled w/ Male X Male	PW60003850CL	
	100'	Coupled w/ Male X Male	PW600038100CL	
1/2"	50'	Coupled w/ Male X Male	PW60005050CL	
	100'	Coupled w/ Male X Male	PW600050100CL	

COUPLINGS

Body Size	End Size	Part #	List
3/8"	3/8" Female X 22mm X 14mm Swivel	PWC38	

RECOIL AIR HOSE - NYLON (Yellow)

Temperature range: -20°F to 180°F WP: 200psi

ID	Swivel & Rigid NPT Thread	Length/Ft	Part #	List
1/4"	1/4"	12	N2512	
	1/4"	25	N2525	
	1/4"	50	N2550	
3/8"	3/8"	12	N3812	
	3/8"	25	N3825	
	3/8"	50	N3850	
	---	---	---	
	---	---	---	
	---	---	---	

RECOIL AIR HOSE - POLYURETHANE (Blue)

Temperature range: -20°F to 180°F WP: 120psi

ID	Swivel & Rigid NPT Thread	Length/Ft	Part #	List
1/4"	1/4"	10	P2510	
	1/4"	20	P2520	
	1/4"	30	P2530	
3/8"	3/8"	10	P3810	
	3/8" x 1/4"	10	P382510	
	3/8"	20	P3820	
	3/8" x 1/4"	20	P382520	
	3/8"	30	P3830	
	3/8" x 1/4"	30	P382530	

INDUSTRIAL AIR/WATER HOSE ASSEMBLY (Red)

Working pressure ratings are based on ambient temperature of 70° F & will vary inversely w/Temperature changes.

Construction:
- Cover EPDM / SBR mix compound
- Tube NBR / SBR Mix compound rubber

RUBBER

ID	Male NPT	Working PSI	Burst PSI	Length/Ft	Part #	List
3/8"	1/4"	200	600	25'	PA2525	
3/8"	1/4"	200	600	50'	PA2550	

AIRSHIELD INDUSTRIAL AIR/WATER HOSE

Flexible, lightweight handling w/Strain relief sleeves.

PVC

Brass Couplings
Both Ends 1/4" NPT

ID	Length/ Ft	Working PSI	Red Part #	Blue Part #	List
1/4"	25'	300	SFASE 025-25	SFASPBL 025-25	
	50'	300	SFASP 025-50	SFASPBL 025-50	
3/8"	25'	300	SFASP 038-25	SFASPBL 038-25	
	50'	300	SFASP 038-50	SFASPBL 038-50	
1/2"	25'	300	SFASP 050-25	SFASPBL 050-25	
	50'	300	SFASP 050-50	SFASPBL 050-50	

BLOW GUNS - 1/4"

ID	Part #	List
Safety Blow Gun	AR-905	

ID	Part #	List
Rubber Tip Blow Gun	AR-905-C	

ID	Part #	List
Booster Tip Blow Gun	AR-905-A	

TYPE A - HYDRAULIC SOCKETS

Designed to meet **ISO 7241-A** standard.

Material: Carbon Steel
Seal Material: Buna-N(Nitrile)
Surface treatment: Zinc plating

SOCKETS TYPE A

Interchangeable with:
- Parker 6600
- Snap-Tite 61
- Aeroquip 5600 (FD65)

CARBON STEEL								
Body Size	End Size	Over-all Length	Over-all Diameter	Hex Size	Working Pressure	Working Temperature	Part #	List
1/4"	1/4" Female NPT	47mm / 1.85"	25mm / .98"	19mm	5075 psi	-4°F to +176°F	HQD-04-AFS	
3/8"	3/8" Female NPT	57mm / 2.24"	31mm / 1.22"	22mm	4350 psi	-4°F to +176°F	HQD-06-AFS	
1/2"	1/2" Female NPT	66mm / 2.59"	38mm / 1.49"	27mm	4350 psi	-4°F to +176°F	HQD-08-AFS	
3/4"	3/4" Female NPT	82.5mm / 3.24"	54mm / 2.12"	34mm	3625 psi	-4°F to +176°F	HQD-12-AFS	
1"	1" Female NPT	117mm / 4.60"	70mm / 2.75"	41mm	2900 psi	--4°F to +176°F	HQD-16-AFS	

TYPE A - HYDRAULIC PLUGS

Designed to meet **ISO 7241-A** standard.

PLUGS

Interchangeable with:
- Parker 6600
- Snap-Tite 61
- Aeroquip 5600 (FD65)

CARBON STEEL								
Body Size	End Size	Over-all Length	Over-all Diameter	Hex Size	Working Pressure	Working Temperature	Part #	List
1/4"	1/4" Female NPT	35mm / 1.37"	20mm / .78"	19mm	5075 psi	-4°F to +176°F	HQD-04-AMS	
3/8"	3/8" Female NPT	39mm / 1.53"	26mm / 1.02"	22mm	4350 psi	-4°F to +176°F	HQD-06-AMS	
1/2"	1/2" Female NPT	44mm / 1.73"	32mm / 1.25"	27mm	4350 psi	-4°F to +176°F	HQD-08-AMS	
3/4"	3/4" Female NPT	55mm / 2.16"	37mm / 1.45"	34mm	3625 psi	-4°F to +176°F	HQD-12-AMS	
1"	1" Female NPT	75mm / 2.95"	46mm / 1.81"	41mm	2900 psi	--4°F to +176°F	HQD-16-AMS	

TYPE A - APPLICATIONS

This series couplings are used in a wide range of hydraulic applications including construction equipment, manufacturing machinery, and in-plant systems. They can be found anywhere the fluid transfer lines need to be connected and disconnected for operation or maintenance of equipment.

Rugged construction makes these couplings a good choice for mobile applications including dump trucks, snow plows, refuse hauling, mining, asphalt paving, truck trailer connections and many more. In-plant machinery applications include hydraulic fluid, chemicals and gas lines for paper mills, steel production, and many varieties of plant maintenance and production equipment.

Seal Fast ISO A Quick Connects/Disconnects are double shut-off couplings used widely where frequent connection and disconnection of fluid lines are needed. They are a general purpose coupling recommended for use with mobile hydraulics, machine tools, plastic molding and test equipment applications.

TYPE B - HYDRAULIC SOCKETS

Designed to meet **ISO 7241-B** standard.

Material: Carbon Steel
Seal Material: Buna-N(Nitrile)
Surface treatment: Zinc plating

SOCKETS TYPE B

Interchangeable with:
- Parker 60
- Snap-Tite 72
- Aeroquip FD45

CARBON STEEL								
Body Size	End Size	Over-all Length	Over-all Diameter	Hex Size	Working Pressure	Working Temperature	Part #	List
1/4"	1/4" Female NPT	47mm / 1.85"	25mm / .98"	19mm	5075 psi	-4°F to +176°F	HQD-04-BFS	
3/8"	3/8" Female NPT	57mm / 2.24"	31mm / 1.22"	22mm	4350 psi	-4°F to +176°F	HQD-06-BFS	
1/2"	1/2" Female NPT	66mm / 2.59"	38mm / 1.49"	27mm	4350 psi	-4°F to +176°F	HQD-08-BFS	
3/4"	3/4" Female NPT	82.5mm / 3.24"	54mm / 2.12"	34mm	3625 psi	-4°F to +176°F	HQD-12-BFS	
1"	1" Female NPT	117mm / 4.60"	70mm / 2.75"	41mm	2900 psi	--4°F to +176°F	HQD-16-BFS	

TYPE B - HYDRAULIC PLUGS

Designed to meet **ISO 7241-B** standard.

PLUGS

Interchangeable with:
- Parker 60
- Snap-Tite 72
- Aeroquip FD45

CARBON STEEL								
Body Size	End Size	Over-all Length	Over-all Diameter	Hex Size	Working Pressure	Working Temperature	Part #	List
1/4"	1/4" Female NPT	35mm / 1.37"	20mm / .78"	19mm	5075 psi	-4°F to +176°F	HQD-04-BMS	
3/8"	3/8" Female NPT	39mm / 1.53"	26mm / 1.02"	22mm	4350 psi	-4°F to +176°F	HQD-06-BMS	
1/2"	1/2" Female NPT	44mm / 1.73"	32mm / 1.25"	27mm	4350 psi	-4°F to +176°F	HQD-08-BMS	
3/4"	3/4" Female NPT	55mm / 2.16"	37mm / 1.45"	34mm	3625 psi	-4°F to +176°F	HQD-12-BMS	
1"	1" Female NPT	75mm / 2.95"	46mm / 1.81"	41mm	2900 psi	--4°F to +176°F	HQD-16-BMS	

TYPE B - APPLICATIONS

This series couplings are used in a wide range of hydraulic applications including construction equipment, manufacturing machinery, and in-plant systems. They can be found anywhere the fluid transfer lines need to be connected and disconnected for operation or maintenance of equipment.

Rugged construction makes these couplings a good choice for mobile applications including dump trucks, snow plows, refuse hauling, mining, asphalt paving, truck trailer connections and many more. In-plant machinery applications include hydraulic fluid, chemicals and gas lines for paper mills, steel production, and many varieties of plant maintenance and production equipment.

Seal Fast ISO B Quick Connects/Disconnects are double shut-off couplings used widely where frequent connection and disconnection of fluid lines are needed. They are a general purpose coupling recommended for use with mobile hydraulics, machine tools, plastic molding and test equipment applications.

QUICK CONNECT

FLAT FACE - HYDRAULIC SOCKETS

Designed to meet **ISO 16028**

Material: Carbon Steel
Seal Material: Buna-N(Nitrile)
Surface treatment: Zinc plating

SOCKETS

Interchangeable with:
- Parker FEM
- Snap-Tite 74
- Aeroquip FD89
-Stucchi A

CARBON STEEL								
Body Size	End Size	Over-all Length	Over-all Diameter	Hex Size	Working Pressure	Working Temperature	Part #	List
1/4"	1/4" Female NPT	47mm / 1.85"	25mm / .98"	19mm	5075 psi	-4°F to +176°F	FFQD-04-F	
3/8"	3/8" Female NPT	57mm / 2.24"	31mm / 1.22"	22mm	4350 psi	-4°F to +176°F	FFQD-06-F	
1/2"	1/2" Female NPT	66mm / 2.59"	38mm / 1.49"	27mm	4350 psi	-4°F to +176°F	FFQD-08-F	
3/4"	3/4" Female NPT	82.5mm / 3.24"	54mm / 2.12"	34mm	3625 psi	-4°F to +176°F	FFQD-12-F	
1"	1" Female NPT	117mm / 4.60"	70mm / 2.75"	41mm	2900 psi	--4°F to +176°F	FFQD-16-F	

FLAT FACE - HYDRAULIC PLUGS

Designed to meet **ISO 16028**.

PLUGS

Interchangeable with:
- Parker FEM
- Snap-Tite 74
- Aeroquip FD89
-Stucchi A

CARBON STEEL								
Body Size	End Size	Over-all Length	Over-all Diameter	Hex Size	Working Pressure	Working Temperature	Part #	List
1/4"	1/4" Female NPT	35mm / 1.37"	20mm / .78"	19mm	5075 psi	-4°F to +176°F	FFQD-04-M	
3/8"	3/8" Female NPT	39mm / 1.53"	26mm / 1.02"	22mm	4350 psi	-4°F to +176°F	FFQD-06-M	
1/2"	1/2" Female NPT	44mm / 1.73"	32mm / 1.25"	27mm	4350 psi	-4°F to +176°F	FFQD-08-M	
3/4"	3/4" Female NPT	55mm / 2.16"	37mm / 1.45"	34mm	3625 psi	-4°F to +176°F	FFQD-12-M	
1"	1" Female NPT	75mm / 2.95"	46mm / 1.81"	41mm	2900 psi	--4°F to +176°F	FFQD-16-M	

FLAT FACE - APPLICATIONS

Seal Fast Flat Face (Flush Face) Quick Connects/Disconnects are made according to ISO 16028 interchange specifications. They have a no-drip valve design to minimize fluid loss allowing for a safer and cleaner environment. These are also ideal where dirt is frequently exposed to the connection points. The female features a sleeve lock safety device to help reduce the chance of accidental disconnect.

WING NUT - HYDRAULIC SOCKETS

Material: Brass & Carbon Steel
Seal Material: Buna-N(Nitrile)
Surface treatment: Zinc plating

SOCKETS

Interchangeable with:
- Parker 6100
- Snap-Tite 78
- Aeroquip 5100
- Dixon W

CARBON STEEL								
Body Size	End Size	Over-all Length	Wrench Flat Size	Wing Nut	Working Pressure	Working Temperature	Part #	List
3/4"	3/4" Female NPT	3.40"	1.14"	3.78"	2900 psi	-4°F to +176°F	WNQD-12-F	
1"	1" Female NPT	3.87"	1.43"	4.38"	2900 psi	-4°F to +176°F	WNQD-16-F	
1-1/4"	1-1/4" Female NPT	4.16"	1.78"	5.20"	2900 psi	-4°F to +176°F	WNQD-20-F	
1-1/2"	1-1/2" Female NPT	4.30"	2.0"	5.33"	2900 psi	-4°F to +176°F	WNQD-24-F	

WING NUT - HYDRAULIC PLUGS

PLUGS

Interchangeable with:
- Parker 6100
- Snap-Tite 78
- Aeroquip 5100
- Dixon W

CARBON STEEL								
Body Size	End Size	Over-all Length	Wrench Flat Size	Hex Size	Working Pressure	Working Temperature	Part #	List
3/4"	3/4" Male NPT	3.13"	1.19"	1.66"	2900 psi	-4°F to +176°F	WNQD-12-M	
1"	1" Male NPT	3.55"	1.56"	1.88"	2900 psi	-4°F to +176°F	WNQD-16-M	
1-1/4"	1-1/4" Male NPT	3.71"	1.88"	2.13"	2900 psi	-4°F to +176°F	WNQD-20-M	
1-1/2"	1-1/2" Male NPT	4.10"	2.17"	2.6"	2900 psi	-4°F to +176°F	WNQD-24-M	

WING NUT - APPLICATIONS

Seal Fast Wing Nut Quick Connects/Disconnects are low spill couplings designed to allow connection under pressure. They are recommended for oil well equipment, sand and salt spreaders, live bottom trailers, dump trailers, etc.

THREADS

THREAD TYPES

Iron Pipe Thread Abbreviations

N	National	F	Fuels
P	Pipe	S	Straight Thread
T	Tapered Thread	M	Mechanical Joint

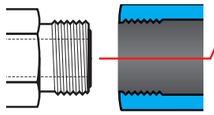

STRAIGHT THREAD – Straight thread run parallel. Port Fittings & Adapter fittings using straight thread require use of an O-ring Boss Seal technique to seal against leakage. (NPSC – American Standard Straight Coupling Pipe Thread are the standards for Straight Thread in the US.)
Seal Method = O-Ring or Bonded Washer

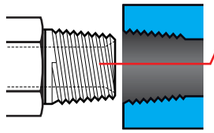

TAPERED THREAD Tapered thread typically uses a 2° angle on the threads allowing the threads to interfere & seal off. Threads must be clean & precise. Pipe Fittings with Tapered Thread don't use O-rings, but rather must use compounds or Teflon Tape to help seal the threads. (National Pipe Thread Taper (NPT) is a U.S. standard for tapered threads used on threaded pipes & fittings.)
Seal Method = Metal-to-Metal

Acronyms Definitions

NPT	National Pipe Thread
FPT	Female Pipe Thread
MPT	Male Pipe Thread
NPTF	National Pipe Taper Fuel (Dryseal)
NPSM	National Pipe Straight Mechanical
JIC 37	Joint Industry Commission 37°
ORB	O Ring Boss
ORFS	O Ring Face Seal
SAE 45	Society of Automotive Engineers 45°

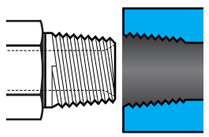

NPTF – National Pipe threads are similar in function to BSP threads, but are not generally interchangeable. NPTF threads are also known as Dryseal. Controlled truncation of threads mean the metal-to-metal thread seal is at root and crest of threads, in addition to flanks of threads.
Seal Method = Metal-to-Metal

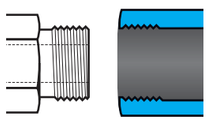

NPSM – National pipe straight thread for mechanical joint. This is used on the female swivel nut of iron pipe swivel adapters. The leak-resistant joint is not made by the sealing fit of threads, but by a tapered seat in the coupling end.
Seal Method = O-Ring or Bonded Washer

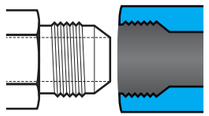

JIC 37 – JIC male has 37° flare which seals against 37° seat in female. JIC male can also seal against 37° flared tubing with JIC nut and sleeve. JIC male can also be used with RYCO S134 J-Lok Female Nut and Flareless Olive on Imperial OD tubing.
Seal Method = O-Ring or Bonded Washer

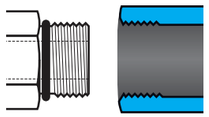

ORB – O Ring Boss seals with O Ring compressed between hex boss of UN male and 12°/15° ta pered bore of UN (O Ring Boss) female port. For elbows and tees, Backup Washer and Lock Nut allow orientation of fitting to required direction.
Seal Method = Metal-to-Metal

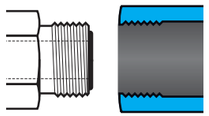

ORFS – ORFS system consists of ORFS Male with O Ring in Face, which seals against Flat Seated ORFS Female Swivel Nut fitting. The Swivel Nut can be slipped back to help installation in tight situations. The prominent position of the O Ring on the Male fitting makes it easy to inspect the condition of the O Ring.
Seal Method = O-Ring or Bonded Washer

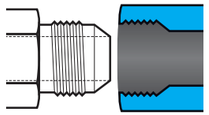

SAE 45 – SAE male has 45° flare which seals against 45° seat in female. Male can also seal against 45° flared tubing with nut and sleeve.
7/16 - 20, 1/2 - 20, 3/4 - 1 6 & 7/8 - 14 are the same thread form as JIC 37° flare. Some fittings in these sizes have both JIC 37° & SAE 45° seats.
Seal Method = Metal-to-Metal

COMPATIBILITY	NPTF	NPSM	JIC 37	ORB	ORFS	SAE 45
MALE NPTF	●	●				
FEMALE NPTF	●	●				
MALE NPSM	●	●				
FEMALE NPSM	●	●				
MALE JIC 37			●			
FEMALE JIC 37			●			
MALE ORB				●		
FEMALE ORB				●		
MALE ORFS					●	
FEMALE ORFS					●	
MALE SAE 45						●
FEMALE SAE 45						●

THREADS TYPES

NPTF MALE - RIGID

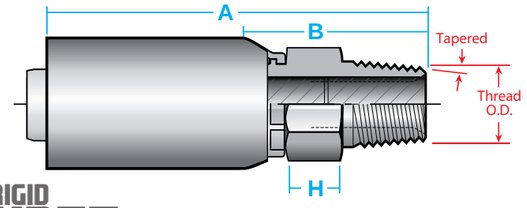

RIGID
NPTF

NPTF Male		PLATED STEEL COMPRESSION TYPE				
Thread	ID	A	B	H	Part #	List
1/8" - 27	1/4"	2.34"	1.00"	5/8"	101HY-2-4	
1/4" - 18	1/4"	2.53"	1.19"	9/16"	101HY-4-4	
1/4" - 18	3/8"	2.55"	1.19"	11/16"	101HY-4-6	
3/8" - 18	1/4"	2.53"	1.19"	3/4"	101HY-6-4	
3/8" - 18	3/8"	2.55"	1.19"	3/4"	101HY-6-6	
3/8" - 18	1/2"	2.72"	1.38"	7/8"	101HY-6-8	
1/2" - 14	3/8"	2.73"	1.38"	7/8"	101HY-8-6	
1/2" - 14	1/2"	2.91"	1.41"	7/8"	101HY-8-8	
1/2" - 14	5/8"	2.94"	1.59"	1-1/8"	101HY-8-10	
1/2" - 14	3/4"	3.08"	1.50"	1-1/4"	101HY-8-12	
3/4" - 14	3/4"	3.08"	1.50"	1-1/4"	101HY-12-12	
3/4" - 14	1"	3.23"	1.63"	1-3/8"	101HY-12-16	
1" - 11-1/2	1"	3.42"	1.81"	1-3/8"	101HY-16-16	

NPTF MALE - SWIVEL

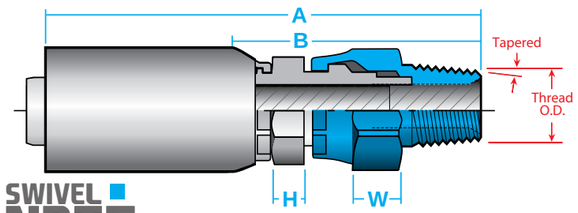

SWIVEL
NPTF

NPTF Male		PLATED STEEL COMPRESSION TYPE					
Thread	ID	A	B	H	W	Part #	List
1/4" - 18	1/4"	3.06"	1.72"	9/16"	5/8"	113HY-4-4	
1/4" - 18	3/8"	3.17"	1.81"	11/16"	11/16"	113HY-4-6	
3/8" - 18	3/8"	3.11"	1.75"	11/16"	11/16"	113HY-6-6	
3/8" - 18	1/2"	3.31"	1.97"	7/8"	7/8"	113HY-6-8	
1/2" - 14	3/8"	3.38"	2.03"	7/8"	7/8"	113HY-8-6	
1/2" - 14	1/2"	3.50"	2.16"	7/8"	7/8"	113HY-8-8	
3/4" - 14	3/4"	3.95"	2.38"	1-1/4"	1-1/4"	113HY-12-12	
1" - 11-1/2	1"	4.23"	2.63"	1-1/2"	1-1/2"	113HY-16-16	

ORB MALE - RIGID

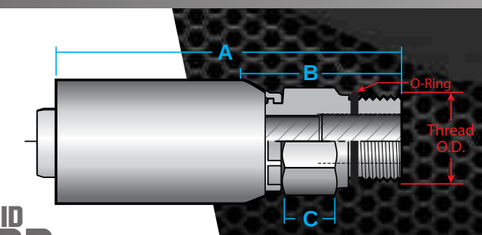

RIGID
ORB

ORB Male		PLATED STEEL COMPRESSION TYPE				
Thread	ID	A	B	H	Part #	List
7/16" - 20	1/4"	2.33"	.097"	9/16"	105HY-4-4	
9/16" - 18	1/4"	2.42"	1.06"	11/16"	105HY-6-4	
9/16" - 18	3/8"	2.38"	1.03"	11/16"	105HY-6-6	
3/4" - 16	3/8"	2.42"	1.06"	7/8"	105HY-8-6	
3/4" - 16	1/2"	2.59"	1.25"	7/8"	105HY-8-8	
7/8" - 14	1/2"	2.66"	1.31"	1"	105HY-10-8	

ORB MALE - SWIVEL

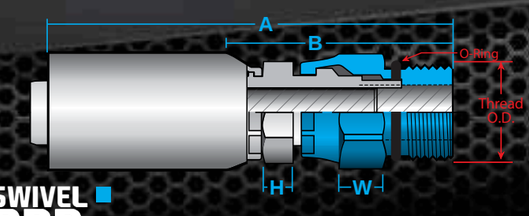

SWIVEL
ORB

ORB Male		PLATED STEEL COMPRESSION TYPE					
Thread	ID	A	B	H	W	Part #	List
7/16" - 20	1/4"	3.00"	1.66"	9/16"	5/8"	10GHY-4-4	
9/16" - 18	3/8"	3.14"	1.78"	11/16"	11/16"	10GHY-6-6	
3/4" - 16	3/8"	3.24"	1.88"	13/16"	7/8"	10GHY-8-6	
3/4" - 16	1/2"	3.36"	2.00"	7/8"	7/8"	10GHY-8-8	
7/8" - 14	1/2"	3.44"	2.09"	1"	1"	10GHY-10-8	
1-1/6" - 12	1/2"	3.66"	2.31"	1-1/4"	1-1/4"	10GHY-12-8	

NPTF MALE - 90° SWIVEL

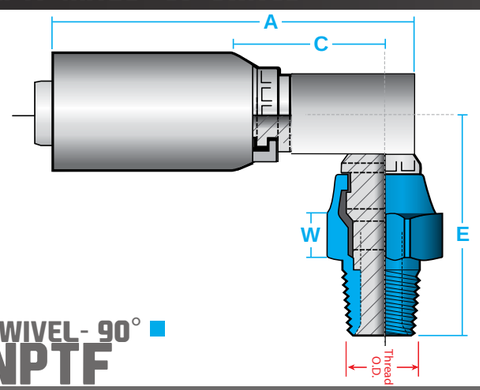

SWIVEL - 90°
NPTF

NPTF Male		PLATED STEEL COMPRESSION TYPE					
Thread	ID	A	B	E	W	Part #	List
1/4" - 18	1/4"	2.31"	0.97"	1.69"	11/16"	11LHY-4-4	
3/8" - 8	3/8"	2.33"	0.97"	1.63"	11/16"	11LHY-6-6	
1/2" - 14	1/2"	3.00"	1.09"	1.93"	7/8"	11LHY-8-8	

NPSM FEMALE - SWIVEL 60° CONE

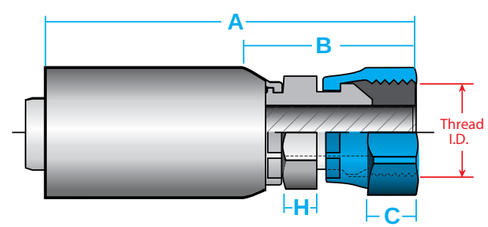

SWIVEL
NPSM

NPSM Male		PLATED STEEL COMPRESSION TYPE					
Thread	ID	A	B	H	W	Part #	List
1/4" - 18	1/4"	2.66"	1.31"	9/16"	11/16"	107HY-4-4	
3/8" - 18	3/8"	2.55"	1.19"	3/4"	7/8"	107HY-6-6	
1/2" - 14	1/2"	2.91"	1.56"	1"	1"	107HY-8-8	
3/4" - 14	3/4"	3.22"	1.66"	1-1/4"	1-1/4"	107HY-12-12	

ORB MALE 90° - SWIVEL

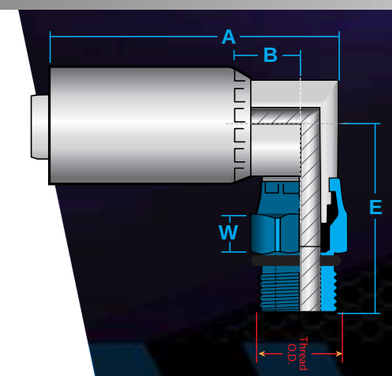

SWIVEL - 90°
ORB

ORB 90° Male		PLATED STEEL COMPRESSION TYPE					
Thread	ID	A	B	E	W	Part #	List
9/16" - 18	3/8"	2.33"	0.97"	1.66"	11/16"	10LHY-6-6	
3/4" - 16	3/8"	2.33"	0.97"	1.73"	7/8"	10LHY-8-6	
3/4" - 16	1/2"	3.00"	1.09"	1.80"	7/8"	10LHY-8-8	

JIC 37° MALE - RIGID

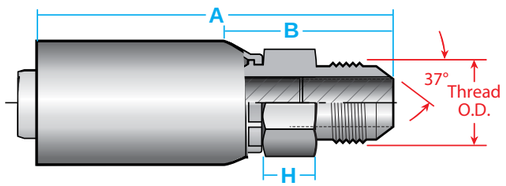

RIGID JIC 37°

JIC 37° Male		PLATED STEEL COMPRESSION TYPE				
Thread	ID	A	B	D	Part #	List
7/16" - 20	1/4"	2.52"	1.19"	5/8"	103HY-4-4	
1/2" - 20	1/4"	2.52"	1.19"	5/8"	103HY-5-4	
9/16" - 18	1/4"	2.53"	1.19"	11/16"	103HY-6-4	
9/16" - 18	3/8"	2.54"	1.19"	11/16"	103HY-6-6	
3/4" - 16	3/8"	2.64"	1.28"	13/16"	103HY-8-6	
3/4" - 16	1/2"	2.81"	1.47"	7/8"	103HY-8-8	
7/8" - 14	1/2"	2.91"	1.56"	1"	103HY-10-8	
7/8" - 14	5/8"	2.98"	1.59"	1-1/8"	103HY-10-10	
1 1/16" - 12	3/4"	3.19"	1.63"	1-1/4"	103HY-12-12	
1 5/16" - 12	1"	3.39"	1.78"	1-3/8"	103HY-16-16	

JIC 37° FEMALE - SWIVEL

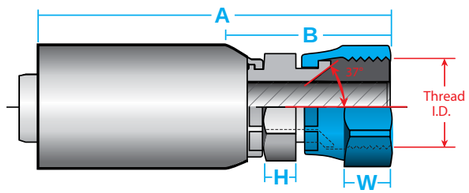

SWIVEL JIC 37°

JIC 37° Female		PLATED STEEL COMPRESSION TYPE					
Thread	ID	A	B	H	W	Part #	List
7/16" - 20	1/4"	2.60"	1.25"	9/16"	9/16"	106HY-4-4	
1/2" - 20	1/4"	2.65"	1.31"	9/16"	5/8"	106HY-5-4	
9/16" - 18	1/4"	2.67"	1.31"	9/16"	11/16"	106HY-6-4	
9/16" - 18	5/16"	2.70"	1.34"	5/8"	11/16"	106HY-6-5	
9/16" - 18	3/8"	2.69"	1.34"	11/16"	11/16"	106HY-6-6	
3/4" - 16	3/8"	2.72"	1.38"	7/8"	7/8"	106HY-8-6	
3/4" - 16	1/2"	2.90"	1.41"	7/8"	7/8"	106HY-8-8	
3/4" - 16	5/8"	2.98"	1.59"	1-1/8"	7/8"	106HY-8-10	
7/8" - 14	1/2"	2.98"	1.63"	1"	1"	106HY-10-8	
7/8" - 14	5/8"	3.06"	1.69"	1-1/8"	1"	106HY-10-10	
1 1/16" - 12	3/4"	3.22"	1.66"	1-1/4"	1-1/4"	106HY-12-12	
1 5/16" - 12	3/4"	3.30"	1.72"	1-3/8"	1-1/2"	106HY-16-12	
1 5/16" - 12	1"	3.45"	1.84"	1-3/8"	1-1/2"	106HY-16-16	
1 5/8" - 12	1-1/4"	4.09"	2.25"	2"	2"	106HY-20-20	

JIC 37° FEMALE - 45° SWIVEL

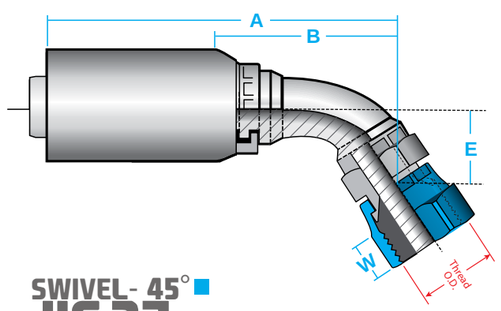

SWIVEL - 45° JIC37

JIC 37° Female		PLATED STEEL COMPRESSION TYPE					
Thread	ID	A	B	E	W	Part #	List
7/16" - 20	1/4"	2.59"	1.32"	0.39"	9/16"	137HY-4-4	
9/16" - 18	1/4"	2.70"	1.43"	0.43"	3/4"	137HY-6-4	
9/16" - 18	3/8"	2.72"	1.44"	0.43"	11/16"	137HY-6-6	
3/4" - 16	3/8"	2.88"	1.60"	0.58"	7/8"	137HY-8-6	
3/4" - 16	1/2"	3.10"	1.81"	0.59"	7/8"	137HY-8-8	
7/8" - 14	1/2"	3.20"	1.91"	0.63"	1"	137HY-10-8	
7/8" - 14	5/8"	3.29"	1.93"	0.63"	1"	137HY-10-10	
1 1/16" - 12	3/4"	3.82"	2.29"	0.83"	1-1/4"	137HY-12-12	
1 5/16" - 12	1"	4.31"	2.69"	0.89"	1-1/2"	137HY-16-16	

JIC 37° FEMALE - 90° SWIVEL

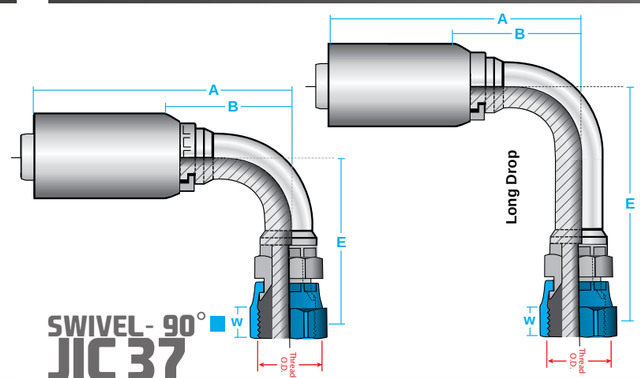

SWIVEL - 90° JIC37

JIC 37°Female		PLATED STEEL COMPRESSION TYPE											
		Short Drop						Long Drop					
Thread	ID	A	B	E	W	Part #	List	A	B	E	Part #	List	
7/16" - 20	1/4"	2.40"	1.13"	0.83"	9/16"	139HY-4-4		2.68"	1.41"	1.81"	141HY-4-4		
1/2" - 20	1/4"	2.50"	1.23"	0.83"	5/8"	139HY-5-4		---	---	---	---		
9/16" - 18	1/4"	2.65"	1.38"	0.91"	3/4"	139HY-6-4		---	---	---	---		
9/16" - 18	3/8"	2.57"	1.29"	0.91"	11/16"	139HY-6-6		2.76"	1.49"	2.13"	141HY-6-6		
3/4" - 16	3/8"	2.64"	1.37"	1.14"	7/8"	139HY-8-6		---	---	---	---		
3/4" - 16	1/2"	2.85"	1.56"	1.14"	7/8"	139HY-8-8		2.89"	1.60"	2.52"	141HY-8-8		
7/8" - 14	1/2"	3.01"	1.72"	1.26"	1"	139HY-10-8		---	---	---	---		
7/8" - 14	5/8"	3.09"	1.73"	1.26"	1"	139HY-10-10							
1 1/16" - 12	5/8"	3.61"	2.25"	1.89"	1-1/4"	139HY-12-10		---	---	---	---		
1 1/16" - 12	3/4"	3.68"	2.15"	1.89"	1-1/4"	139HY-12-12		3.59"	2.03"	3.73"	141HY-12-12		
1 5/16" - 12	1"	4.31"	2.69"	2.31"	1-1/2"	139HY-16-16		4.56"	2.94"	4.33"	141HY-16-16		

SAE 45° FEMALE - SWIVEL

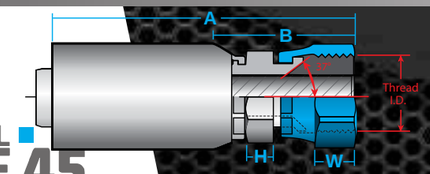

SWIVEL SAE 45

SAE 45° Female		PLATED STEEL COMPRESSION TYPE					
Thread	ID	A	B	E	W	Part #	List
5/8" - 18	3/8"	2.75"	1.41"	11/16"	3/4"	108HY-6-6	
1-1/16" - 14	3/4"	3.17"	1.73"	1-1/16"	1-1/4"	108HY-12-12	

ORFS MALE - RIGID

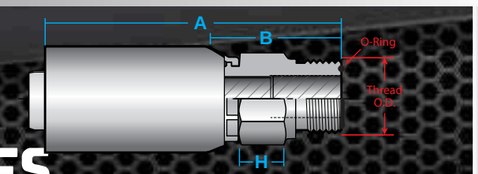

RIGID ORFS

ORFS Female		PLATED STEEL COMPRESSION TYPE				
Thread	ID	A	B	H	Part #	List
9/16" - 18	1/4"	2.36"	1.00"	5/8"	1JOHY-4-4	
11/16" - 16	3/8"	2.49"	1.13"	3/4"	1JOHY-6-6	
13/16" - 16	1/2"	2.69"	1.34"	7/8"	1JOHY-8-8	
1-3/16" - 12	1/2"	2.91"	1.56"	1-1/4"	1JOHY-12-8	

ORFS FEMALE - SWIVEL

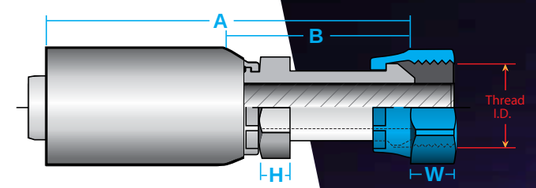

SWIVEL ORFS

ORFS Female		PLATED STEEL COMPRESSION TYPE					
Thread	ID	A	B	H	W	Part #	List
9/16" - 18	1/4"	2.59"	1.25"	9/16"	11/16"	1JSHY-4-4	
11/16" - 16	1/4"	2.67"	1.31"	5/8"	13/16"	1JSHY-6-4	
11/16" - 16	3/8"	2.75"	1.34"	11/16"	13/16"	1JSHY-6-6	
13/16" - 16	3/8"	2.84"	1.50"	7/8"	15/16"	1JSHY-8-6	
13/16" - 16	1/2"	2.95"	1.59"	7/8"	15/16"	1JSHY-8-8	
1" - 14	5/8"	3.17"	1.78"	1-1/8"	1-1/8"	1JSHY-10-10	
1" - 14	3/4"	3.27"	1.69"	1-1/4"	1-1/8"	1JSHY-10-12	
1 3/16" - 12	3/4"	3.30"	1.72"	1-1/4"	1-3/8"	1JSHY-12-12	
1 7/16" - 12	1"	3.59"	1.97"	1-3/8"	1-5/8"	1JSHY-16-16	

ORFS FEMALE - 45° SWIVEL

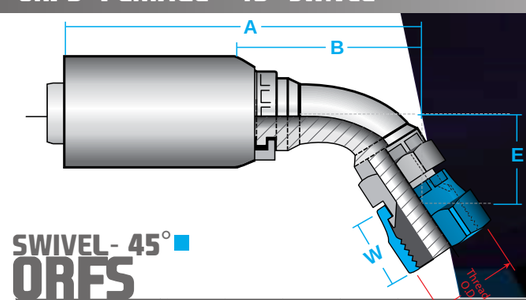

SWIVEL - 45° ORFS

ORFS 45° Female		PLATED STEEL COMPRESSION TYPE					
Thread	ID	A	B	E	W	Part #	List
9/16" - 18	1/4"	2.59"	1.32"	0.39"	11/16"	1J7HY-4-4	
11/16" - 16	3/8"	2.72"	1.44"	0.43"	13/16"	1J7HY-6-6	
13/16" - 16	3/8"	2.89"	1.62"	0.59"	15/16"	1J7HY-8-6	
13/16" - 16	1/2"	3.10"	1.81"	0.59"	15/16"	1J7HY-8-8	
1" - 14	1/2"	3.20"	1.91"	0.63"	1-1/8"	1J7HY-10-8	
1" - 14	5/8"	3.29"	1.93"	0.63"	1-1/8"	1J7HY-10-10	
1-3/16" - 12	3/4"	3.82"	2.29"	0.83"	1-3/8"	1J7HY-12-12	
1-7/16" - 12	1"	4.55"	2.94"	0.97"	1-5/8"	1J7HY-16-16	

ORFS FEMALE - 90° SWIVEL

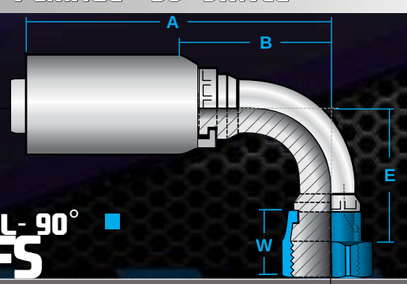

SWIVEL - 90° ORFS

ORFS 90° Female		PLATED STEEL COMPRESSION TYPE					
Thread	ID	A	B	E	W	Part #	List
9/16" - 18	1/4"	2.40"	1.13"	0.83"	11/16"	1J9HY-4-4	
9/16" - 18	3/8"	3.08"	1.72"	0.83"	11/16"	1J9HY-4-6	
11/16" - 16	1/4"	2.65"	1.38"	0.91"	13/16"	1J9HY-6-4	
11/16" - 16	3/8"	2.57"	1.29"	0.91"	13/16"	1J9HY-6-6	
13/16" - 16	3/8"	2.64"	1.37"	1.14"	15/16"	1J9HY-8-6	
13/16" - 16	1/2"	2.85"	1.56"	1.14"	15/16"	1J9HY-8-8	
1" - 14	1/2"	3.01"	1.72"	1.26"	1-1/8"	1J9HY-10-8	
1" - 14	5/8"	3.09"	1.73"	1.26"	1-1/8"	1J9HY-10-10	
1-3/16" - 12	5/8"	3.61"	2.25"	1.89"	1-3/8"	1J9HY-12-10	
1-3/16" - 12	3/4"	3.68"	2.15"	1.89"	1-3/8"	1J9HY-12-12	
1-7/16" - 12	1"	4.45"	2.84"	2.25"	1-5/8"	1J9HY-16-16	

NPTF MALE - RIGID

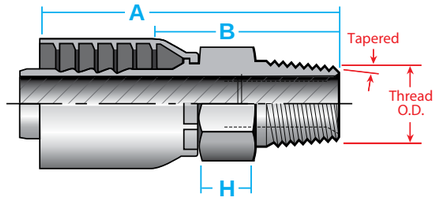

RIGID NPTF

NPTF Male		PLATED STEEL BITE TO WIRE				
Thread	ID	A	B	H	Part #	List
1/8" - 27	1/4"	1.80"	1.05"	9/16"	10143-2-4	
1/4" - 18	1/4"	2.01"	1.26"	9/16"	10143-4-4	
1/4" - 18	5/16"	1.94"	1.19"	11/16"	10143-4-5	
3/8" - 18	3/8"	2.37"	1.34"	3/4"	10143-6-6	
3/8" - 18	1/2"	2.59"	1.33"	7/8"	10143-6-8	
1/2" - 14	1/2"	2.84"	1.58"	7/8"	10143-8-8	
3/4" - 14	3/4"	3.09"	1.65"	1-1/16"	10143-12-12	
1" - 11-1/2	1"	3.59"	1.97"	1-3/8"	10143-16-16	
1-1/4" - 11-1/2	1-1/4"	4.08"	2.39"	1-3/4"	10143-20-20	
1-1/2" - 11-1/2	1-1/2"	3.50"	2.13"	2"	10143-24-24	
2" - 11-1/2	2"	4.05"	2.27"	2-1/2"	10143-32-32	

NPTF MALE - SWIVEL

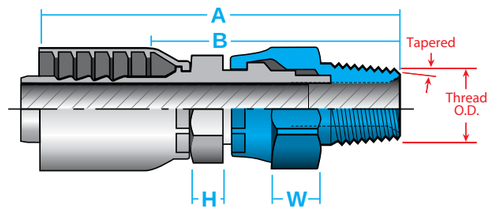

SWIVEL NPTF

NPTF Male		PLATED STEEL BITE TO WIRE				
Thread	ID	A	B	W	Part #	List
1/4" - 18	1/4"	2.68"	1.93"	5/8"	11343-4-4	
3/8" - 18	3/8"	3.08"	2.05"	3/4"	11343-6-6	
1/2" - 14	1/2"	3.52"	2.26"	7/8"	11343-8-8	
3/4" - 14	3/4"	3.93"	2.49"	1-1/4"	11343-12-12	
1-11-1/2"	1"	4.52"	2.90"	1-1/2"	11343-16-16	

JIC 37° FEMALE - 45° SWIVEL

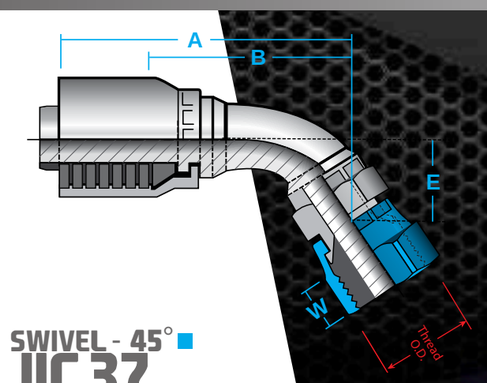

SWIVEL - 45° JIC37

JIC 37° Female		PLATED STEEL BITE TO WIRE					
Thread	ID	A	B	E	W	Part #	List
7/16" - 20	1/4"	1.96"	1.21"	0.39"	9/16"	13743-4-4	
1/2" - 20	1/4"	2.19"	1.26"	0.39"	5/8"	13743-5-4	
9/16" - 18	1/4"	2.23"	1.48"	0.39"	11/16"	13743-6-4	
9/16" - 18	3/8"	2.76"	1.73"	0.39"	11/16"	13743-6-6	
3/4" - 16	3/8"	2.74"	1.74"	0.55"	7/8"	13743-8-6	
3/4" - 16	1/2"	3.20"	1.94"	0.55"	7/8"	13743-8-8	
7/8" - 14	1/2"	2.93"	1.67"	0.63"	1"	13743-10-8	
7/8" - 14	5/8"	3.17"	1.73"	0.63"	1"	13743-10-10	
1-1/16" - 12	5/8"	3.62"	2.08"	0.83"	1-1/4"	13743-12-10	
1-1/16" - 12	3/4"	3.63"	2.19"	0.78"	1-1/4"	13743-12-12	
1-5/16" - 12	1"	4.34"	2.72"	0.95"	1-1/2"	13743-16-16	
1-5/16" - 12	1-1/4"	4.59"	2.82"	1.19"	2"	13743-20-20	
1-7/8" - 12	1-1/2"	5.50"	4.18"	1.47"	2-1/2"	13743-24-24	

JIC 37° FEMALE - 90° SWIVEL

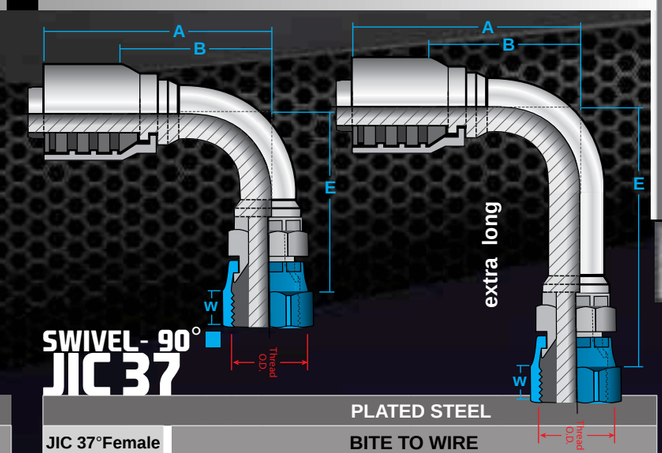

SWIVEL - 90° JIC37

JIC 37°Female		PLATED STEEL BITE TO WIRE											
		Short Drop						Long Drop					
Thread	ID	A	B	E	W	Part #	List	A	B	E	W	Part #	List
7/16" - 20	1/4"	1.78"	1.03"	0.83"	9/16"	13943-4-4		1.96"	1.21"	1.81"	9/16"	14143-4-4	
9/16" - 18	3/8"	2.21"	1.18"	0.91"	11/16"	13943-6-6		2.27"	1.27"	2.18"	11/16"	14143-6-6	
9/16" - 18	1/2"	2.51"	1.25"	0.85"	11/16"	13943-6-8							
3/4" - 16	1/2"	2.62"	1.36"	1.14"	7/8"	13943-8-8		2.62"	1.36"	2.52"	7/8"	14143-8-8	
7/8" - 14	1/2"	2.74"	1.48"	1.26"	1"	13943-10-8		2.78"	1.52"	2.58"	1"	14143-10-8	
7/8" - 16	5/8"	2.97"	1.69"	1.26"	1"	13943-10-10		3.16"	1.75"	2.58"	1"	14143-10-10	
7/8" - 14	1/2"	3.25"	1.99"	1.83"	1-1/4"	13943-12-8							
1-1/16" - 12	3/4"	3.49"	2.05"	1.89"	1-1/4"	13943-12-12		3.49"	2.05"	3.74"	1-1/4"	14143-12-12	
1 -1/16" - 12	1"	4.28"	2.66"	2.20"	1-1/2"	13943-16-16							
1-5/8" - 12	1-1/4"	4.43"	2.74"	2.59"	2"	13943-20-20							
1-7/8" - 12	1-1/2"	5.50"	4.13"	3.81"	2-1/4"	13943-24-24		3.90"	2.31"	4.32"	1-1/2"	141HY-16-16	
2-1/2" - 12	2"	6.75"	4.97"	4.62"	2-7/8"	13943-32-32							

JIC 37° MALE - RIGID

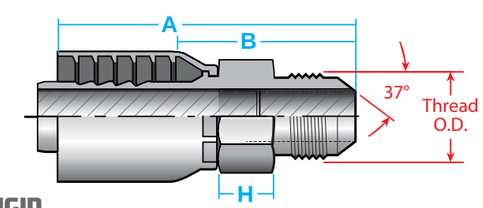

RIGID JIC37°

JIC 37° Male		PLATED STEEL BITE TO WIRE				
Thread	ID	A	B	H	Part #	List
7/16" - 20	1/4"	1.99"	1.24"	9/16"	10343-4-4	
9/16" - 18	3/8"	2.36"	1.33"	3/4"	10343-6-6	
3/4" - 16	3/8"	2.30"	1.27"	7/8"	10343-8-6	
3/4" - 16	1/2"	2.68"	1.42"	7/8"	10343-8-8	
7/8" - 14	5/8"	3.03"	1.59"	15/16"	10343-10-10	
1-1/16" - 12	1/2"	2.76"	1.50"	1-1/8"	10343-12-8	
1-1/16" - 12	3/4"	3.19"	1.75"	1-1/8"	10343-12-12	
1-5/16" - 12	1"	3.63"	2.01"	1-3/8"	10343-16-16	
1 5/8" - 12	1-1/4"	3.96"	2.27"	1-7/8"	10343-20-20	

JIC 37° FEMALE - SWIVEL

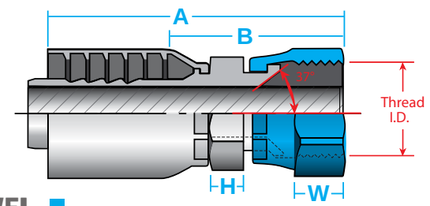

SWIVEL JIC37°

JIC 37° Female		PLATED STEEL BITE TO WIRE					
Thread	ID	A	B	H	W	Part #	List
7/16" - 20	1/4"	1.94"	1.19"	9/16"	9/16"	10643-4-4	
9/16" - 18	3/8"	2.29"	1.26"	11/16"	11/16"	10643-6-6	
3/4" - 16	1/2"	2.77"	1.51"	13/16"	7/8"	10643-8-8	
3/4" - 16	5/8"	2.82"	1.38"	15/16"	7/8"	10643-8-10	
7/8" - 14	1/2"	2.85"	1.59"	7/8"	1"	10643-10-8	
7/8" - 14	5/8"	2.93"	1.49"	15/16"	1"	10643-10-10	
1-1/16" - 12	3/4"	3.17"	1.73"	1-1/16"	1-1/4"	10643-12-12	
1-5/16" - 12	1"	3.88"	2.26"	1-3/8"	1-1/2"	10643-16-16	
1-5/8" - 12	1-1/4"	3.94"	2.25"	1-7/8"	2"	10643-20-20	
1-7/8" - 12	1-1/2"	3.84"	2.47"	2-1/8"	2-1/4"	10643-24-24	
2-1/2" - 12	2"	4.73"	2.95"	2-1/2"	2-7/8"	10643-32-32	

SAE 45° MALE - RIGID

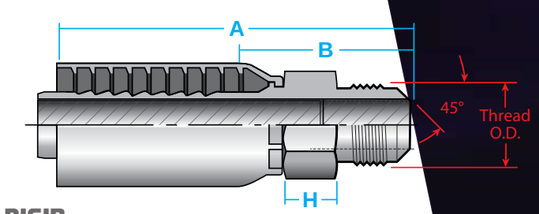

RIGID SAE 45°

ORFS 45° Female		PLATED STEEL BITE TO WIRE				
Thread	ID	A	B	W	Part #	List
5/8" - 18	3/8"	2.21"	1.21"	3/4"	10443-6-6	
1-1/16" - 14	3/4"	3.20"	1.77"	1-1/8"	10443-12-12	

SAE 45° MALE - SWIVEL

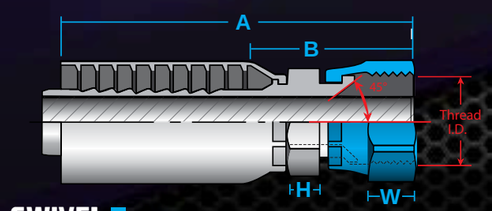

SWIVEL SAE 45°

ORFS 90° Female		PLATED STEEL BITE TO WIRE					
Thread	ID	A	B	E	W	Part #	List
5/8" - 18	3/8"	2.38"	1.35"	3/4"	3/4"	10843-6-6	
1-1/16" - 14	3/4"	3.17"	1.73"	1-1/16"	1-1/4"	10843-12-12	

SAE CODE 61 - FLANGE HEAD

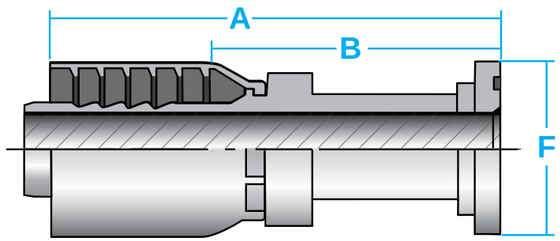

FLAGNE HEAD CODE 61

		PLATED STEEL				
		BITE TO WIRE				
Flange	ID	A	B	F	Part #	List
3/4”	3/4”	3.54”	2.42”	1-1/2”	11543-12-12	
1”	1”	4.25”	2.63”	1-3/4”	11543-16-16	
1-1/4”	1-1/4”	4.70”	3.01”	2”	11543-20-20	
1-1/2”	1-1/2”	4.59”	3.22”	2-3/8”	11543-24-24	
2”	2”	4.99”	3.21”	2-13/16”	11543-32-32	

SAE CODE 62 - FLANGE HEAD

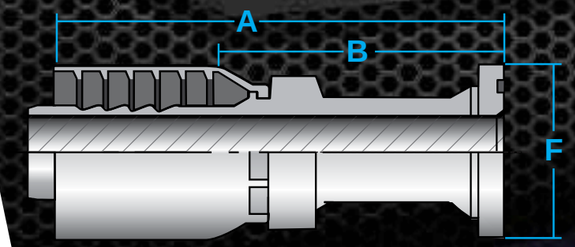

FLAGNE HEAD CODE 62

		PLATED STEEL				
		BITE TO WIRE				
Flange	ID	A	B	F	Part #	List
3/4”	3/4”	4.12”	2.68”	1-5/8”	16A43-12-12	
1”	1”	4.81”	3.19”	1-7/8”	16A43-16-16	
1-1/4”	1-1/4”	5.01”	3.32”	2-1/8”	16A43-20-20	

SAE CODE 61 - FLANGE HEAD 45° ELBOW

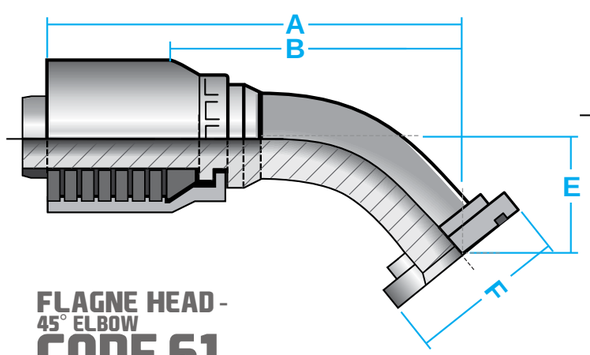

FLAGNE HEAD - 45° ELBOW CODE 61

		PLATED STEEL					
		BITE TO WIRE					
Flange	ID	A	B	E	F	Part #	List
3/4”	3/4”	3.85”	2.41”	1.02”	1-1/2”	11743-12-12	
1”	1”	4.76”	3.14”	1.26”	1-3/4”	11743-16-16	
1-1/4”	1-1/4”	5.61”	3.92”	1.50”	2”	11743-20-20	
1-1/2”	1-1/2”	5.50”	4.13”	1.42”	2-3/8”	11743-24-24	
2”	2”	7.67”	5.89”	2.21”	2-13/16”	11743-32-32	

SAE CODE 61 - FLANGE HEAD 90° ELBOW

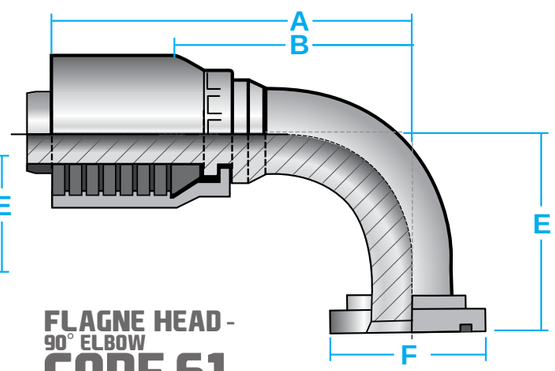

FLAGNE HEAD - 90° ELBOW CODE 61

		PLATED STEEL					
		BITE TO WIRE					
Flange	ID	A	B	E	F	Part #	List
3/4”	3/4”	3.51”	2.07”	2.28”	1-1/2”	11943-12-12	
1”	1”	4.28”	2.66”	2.78”	1-3/4”	11943-16-16	
1-1/4”	1-1/4”	5.12”	3.43”	3.54”	2”	11943-20-20	
1-1/2”	1-1/2”	5.50”	4.13”	4.09”	2-3/8”	11943-24-24	
2”	2”	6.75”	4.97”	5.43”	2-13/16”	11943-32-32	

SAE CODE 62 - FLANGE HEAD 45° ELBOW

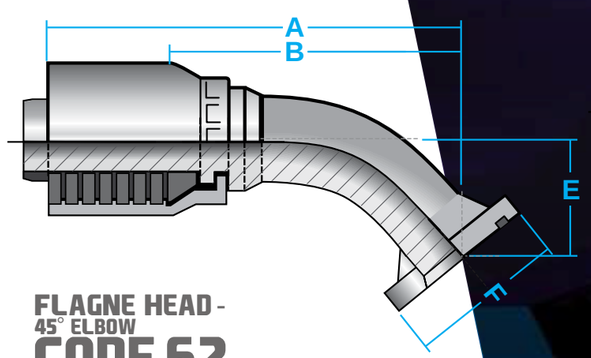

FLAGNE HEAD - 45° ELBOW CODE 62

		PLATED STEEL					
		BITE TO WIRE					
Flange	ID	A	B	E	F	Part #	List
3/4”	3/4”	3.85”	2.38”	1.02”	1-5/8”	16F43-12-12	
1”	1”	4.66”	3.04”	1.26”	1-7/8”	16F43-16-16	

SAE CODE 62 - FLANGE HEAD 90° ELBOW

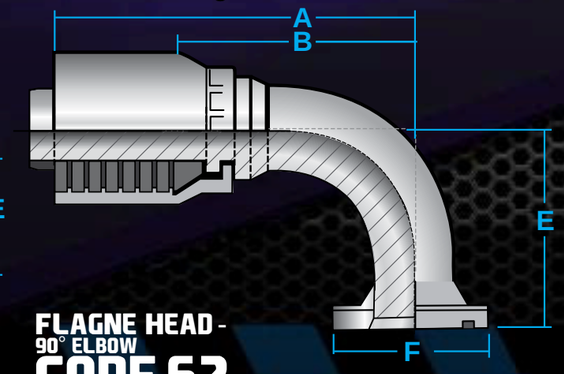

FLAGNE HEAD - 90° ELBOW CODE 62

		PLATED STEEL					
		BITE TO WIRE					
Flange	ID	A	B	E	F	Part #	List
3/4”	3/4”	3.51”	2.07”	2.28”	1-5/8”	16N43-12-12	
1”	1”	4.28”	2.66”	2.76”	1-7/8”	16N43-16-16	
1-1/4”	1-1/4”	5.09”	3.40”	3.54”	2-1/8”	16N43-20-20	

ORFS MALE - RIGID

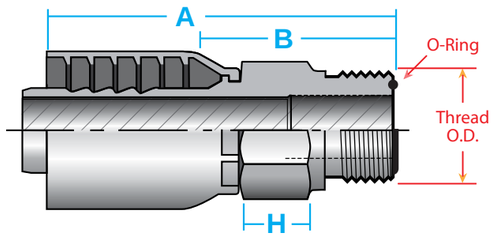

RIGID
ORFS

ORFS Male		PLATED STEEL BITE TO WIRE				
Thread	ID	A	B	H	Part #	List
9/16" - 18	1/4"	1.73"	0.98"	5/8"	1J043-4-4	
11/16" - 16	3/8"	2.08"	1.05"	3/4"	1J043-6-6	
13/16" - 16	3/8"	2.20"	1.17"	7/8"	1J043-8-6	
13/16" - 16	1/2"	2.42"	1.17"	7/8"	1J043-8-8	
1" - 14	1/2"	2.61"	1.35"	1-1/16"	1J043-10-8	
1" - 14	5/8"	2.73"	1.34"	1-1/16"	1J043-10-10	
1-3/16" - 12	5/8"	2.89"	1.45"	1-1/4"	1J043-12-10	
1-3/16" - 12	3/4"	2.90"	1.46"	1-1/4"	1J043-12-12	
1-7/16" - 12	1"	3.29"	1.67"	1-1/2"	1J043-16-16	

ORFS FEMALE - SWIVEL - LONG

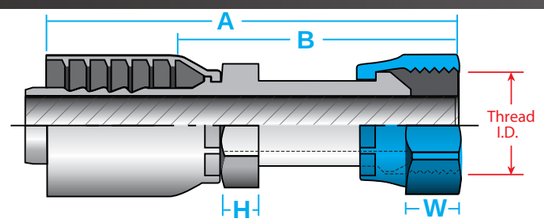

SWIVEL-LONG
ORFS

ORFS Female		PLATED STEEL BITE TO WIRE					
Thread	ID	A	B	H	W	Part #	List
9/16" - 18	1/4"	2.07"	1.32"	9/16"	11/16"	1JS43-4-4	
9/16" - 18	3/8"	2.21"	1.18"	11/16"	11/16"	1JS43-4-6	
11/16" - 16	1/4"	2.14"	1.39"	9/16"	13/16"	1JS43-6-4	
11/16" - 16	3/8"	2.28"	1.25"	11/16"	13/16"	1JS43-6-6	
11/16" - 16	1/2"	2.50"	1.24"	13/16"	13/16"	1JS43-6-8	
13/16" - 16	3/8"	2.53"	1.50"	11/16"	15/16"	1JS343-8-6	
13/16" - 16	1/2"	2.65"	1.39"	13/16"	15/16"	1JS43-8-8	
13/16" - 16	5/8"	2.82"	1.38"	15/16"	15/16"	1JS43-8-10	
1" - 14	1/2"	2.89"	1.63"	13/16"	1-1/8"	1JS43-10-8	
1" - 14	5/8"	3.07"	1.66"	15/16"	1-1/8"	1JS43-10-10	
1" - 14	3/4"	3.08"	1.64"	1-1/16"	1-1/8"	1JS43-10-12	
1 - 3/16" - 12	3/4"	3.31"	1.87"	1-1/8"	1-3/8"	1JS43-12-12	
1 - 3/16" - 12	1"	3.53"	1.91"	1-5/16"	1-3/8"	1JS43-12-16	
1 - 7/16" - 12	3/4"	3.37"	1.93"	1-3/8"	1-5/8"	1JS43-16-12	
1 - 7/16" - 12	1"	3.62"	2.00"	1-3/8"	1-5/8"	1JS43-16-16	
1 - 11/16" - 12	1-1/4"	3.77"	2.15"	1-3/4"	1-7/8"	1JS43-20-20	
2" - 12	1-1/2"	3.91"	2.26"	1-7/8"	2-1/4"	1JS43-24-24	

ORFS FEMALE - 45° SWIVEL ELBOW

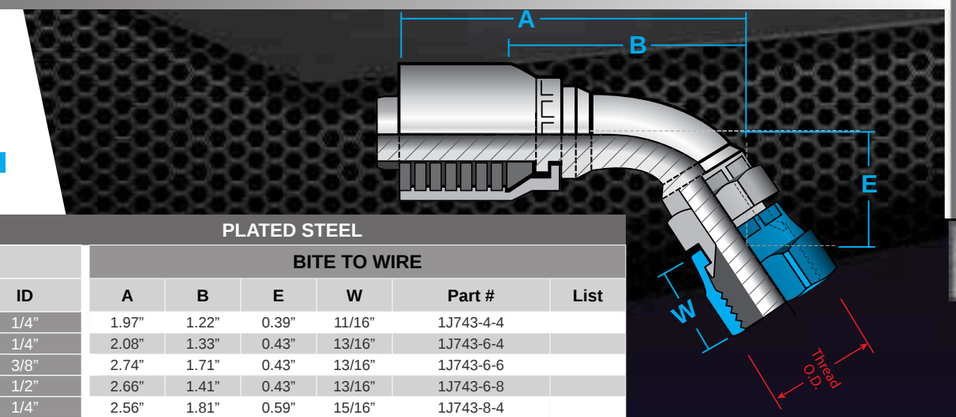

SWIVEL - 45°
ORFS

ORFS Male		PLATED STEEL BITE TO WIRE					
Thread	ID	A	B	E	W	Part #	List
9/16" - 18	1/4"	1.97"	1.22"	0.39"	11/16"	1J743-4-4	
11/16" - 16	1/4"	2.08"	1.33"	0.43"	13/16"	1J743-6-4	
11/16" - 16	3/8"	2.74"	1.71"	0.43"	13/16"	1J743-6-6	
11/16" - 16	1/2"	2.66"	1.41"	0.43"	13/16"	1J743-6-8	
13/16" - 16	1/4"	2.56"	1.81"	0.59"	15/16"	1J743-8-4	
13/16" - 16	3/8"	2.53"	1.50"	0.59"	15/16"	1J743-8-6	
13/16" - 16	3/8"	2.53"	1.50"	0.59"	24mm	1J743-8-6-SM	
13/16" - 16	1/2"	3.20"	1.94"	0.59"	15/16"	1J743-8-8	
1" - 14	1/2"	2.93"	1.67"	0.63"	1-1/8"	1J743-10-8	
1" - 14	5/8"	3.17"	1.73"	0.63"	1-1/8"	1J743-10-10	
1-3/16" - 12	5/8"	3.62"	2.18"	0.83"	1-3/8"	1J743-12-10	
1-3/16" - 12	3/4"	3.63"	2.19"	0.83"	1-3/8"	1J743-12-12	
1-7/16" - 12	1"	4.38"	2.76"	0.94"	1-5/8"	1J743-16-16	
1-7/16" - 12	1-1/4"	4.59"	2.94"	0.94"	1-5/8"	1J743-16-20	
1-11/16" - 12	1-1/4"	4.78"	3.09"	1.00"	1-7/8"	1J743-20-20	
2" - 12	1-1/2"	4.70"	3.33"	1.07"	2-1/4 "	1J743-24-24	

ORFS FEMALE - 90° SWIVEL ELBOW

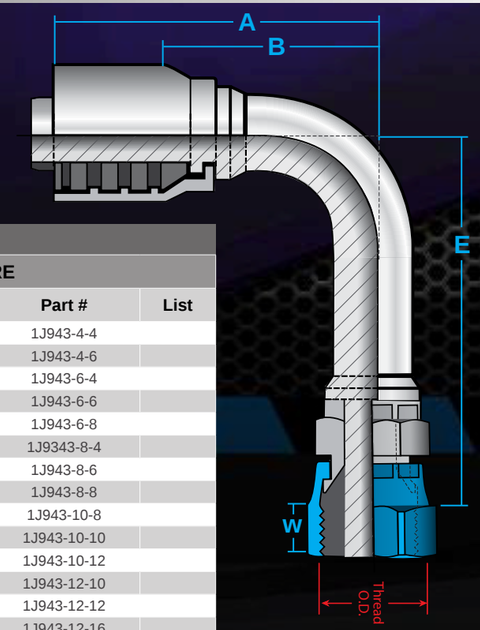

SWIVEL-SHORT- 90°
ORFS

ORFS Female		PLATED STEEL BITE TO WIRE					
Thread	ID	A	B	E	W	Part #	List
9/16" - 18	1/4"	1.78"	1.03"	0.83"	11/16"	1J943-4-4	
9/16" - 18	3/8"	2.05"	1.02"	0.83"	11/16"	1J943-4-6	
11/16" - 16	1/4"	1.93"	1.18"	0.91"	13/16"	1J943-6-4	
11/16" - 16	3/8"	2.21"	1.18"	0.91"	13/16"	1J943-6-6	
11/16" - 16	1/2"	2.53"	1.27"	0.90"	13/16"	1J943-6-8	
13/16" - 16	1/4"	2.28"	1.53"	1.15"	15/16"	1J9343-8-4	
13/16" - 16	3/8"	2.28"	1.25"	1.14"	15/16"	1J943-8-6	
13/16" - 16	1/2"	2.59"	1.33"	1.14"	15/16"	1J943-8-8	
1" - 14	1/2"	2.74"	1.48"	1.26"	1-1/8"	1J943-10-8	
1" - 14	5/8"	2.97"	1.53"	1.26"	1-1/8"	1J943-10-10	
1" - 14	3/4"	3.08"	1.64"	1.27"	1-1/8"	1J943-10-12	
1 - 3/16" - 12	5/8"	3.49"	2.05"	1.89"	1-3/8"	1J943-12-10	
1 - 3/16" - 12	3/4"	3.06"	2.05"	1.89"	1-3/8"	1J943-12-12	
1 - 3/16" - 12	1"	3.88"	2.26"	1.89"	1-3/8"	1J943-12-16	
1 - 7/16" - 12	1"	4.31"	2.69"	2.20"	1-5/8"	1J943-16-16	
1 - 11/16" - 12	1-1/4"	4.88"	3.19"	2.51"	1-7/8"	1J943-20-20	
2" - 12	1-1/2"	5.50"	4.13"	2.68"	2-1/4"	1J943-24-24	

SWIVEL PIPE

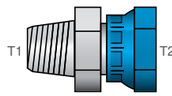

Pipe x Pipe Swivel

series 1404

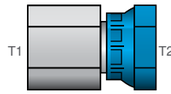

Pipe x Pipe Swivel

series 1405

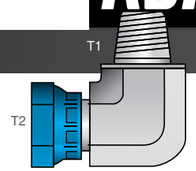

Pipe x Pipe Swivel

series 1501

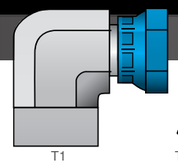

Pipe x Pipe Swivel

series 1502

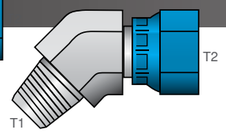

Pipe x Pipe Swivel

series 1503

PLATED STEEL

NPTF T1	NPSM T2	Male NPTF X Female NPSM Swivel		Female NPTF X Female Swivel		90° Male X Female Swivel		90° Female X Female Swivel		45° Male X Female Swivel	
		Part #	List	Part #	List	Part #	List	Part #	List	Part #	List
1/8”	1/8”	1404-02-02		1405-02-02		1501-02-02		1502-02-02		1503-02-02	
	1/4”	1404-02-04		---		1501-02-04		---		1503-02-04	
1/4”	1/8”	1404-04-02		---		1501-04-02		1502-04-02		---	
	1/4”	1404-04-04		1405-04-04		1501-04-04		1502-04-04		1503-04-04	
	3/8”	1404-04-06		1405-04-06		1501-04-06		1502-04-06		1503-04-06	
3/8”	1/4”	1404-06-04		1405-06-04		1501-06-04		1502-06-04		1503-06-04	
	3/8”	1404-06-06		1405-06-06		1501-06-06		1502-06-06		1503-06-06	
	1/2”	1404-06-08		1405-06-08		1501-06-08		1502-06-08		1503-06-08	
1/2”	1/4”	1404-08-04		---		1501-08-04		---		1503-08-04	
	3/8”	1404-08-06		1405-08-06		1501-08-06		1502-08-06		1503-08-06	
	1/2”	1404-08-08		1405-08-08		1501-08-08		1502-08-08		1503-08-08	
	3/4”	1404-08-12		1405-08-12		1501-08-12		---		1503-08-12	
3/4”	3/8”	---		---		1501-12-06		---		1503-12-06	
	1/2”	1404-12-08		1405-12-08		1501-12-08		1502-12-08		1503-12-08	
	3/4”	1404-12-12		1405-12-12		1501-12-12		1502-12-12		1503-12-12	
	1”	1404-12-16		1405-12-16		1501-12-16		---		1503-12-16	
1”	3/4”	---		1405.16-12		1501-16-12		1502-16-12		1503-16-12	
	1”	1404-16-16		1405-16-16		1501-16-16		1502-16-16		1503-16-16	
	1-1/4”	1404-16-20		---		1501-16-20		---		1503-16-20	
1-1/4”	3/4”	---		---		1501-20-12		---		---	
	1”	1404-20-16		---		1501-20-16		1502-20-16		1503-20-16	
	1-1/4”	1404-20-20		1405-20-20		1501-20-20		1502-20-20		1503-20-20	
	1-1/2”	1404-20-24		---		1501-20-24		---		---	
1-1/2”	1-1/4”	1404-24-20		---		1501-24-20		---		---	
	1-1/2”	1404-24-24		1405-24-24		1501-24-24		1502-24-24		1503-24-24	
2”	2”	1404-32-32		1405-32-32		1501-32-32		1502-32-32		1503-32-32	

37° FLARE TO PIPE ADAPTERS

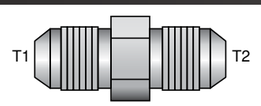

series 2403 — Male 37° Union

PLATED STEEL

JIC T1	JIC T2	JIC Male X JIC Male	
		Part #	List
7/16”	7/16”	2403-04-04	
1/2”	1/2”	2403-05-05	
9/16”	7/16”	2403-06-04	
	1/2”	2403-06-05	
	9/16”	2403-06-06	
3/4”	7/16”	2403-08-04	
	9/16”	2403-08-06	
	3/4”	2403-08-08	
7/8”	9/16”	2403-10-06	
	3/4”	2403-10-08	
	7/8”	2403-10-10	
1-1/16”	3/4”	2403-12-08	
	1-1/16”	2403-12-12	
1-3/16”	1-3/16”	2403-14-14	
1-5/16”	1-1/16”	2403-16-12	
	1-5/16”	2403-16-16	
1-5/8”	1-5/16”	2403-20-6	
	1-5/8”	2403-20-20	
1-7/8”	1-7/8”	2403-24-24	
2-1/2”	2-1/2”	2403-32-32	

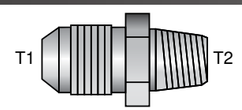

series 2404 — Male 37° X Male Pipe

PLATED STEEL

JIC T1	NPTF T2	JIC Male X NPTF Male	
		Part #	List
5/16”	1/4”	2404-02-04	
7/16”	1/8”	2404-04-02	
	1/4”	2404-04-04	
	3/8”	2404-04-06	
	1/2”	2404-04-08	
9/16”	1/8”	2404-06-02	
	1/4”	2404-06-04	
	3/8”	2404-06-06	
	1/2”	2404-06-08	
	3/4”	2404-06-12	
3/4”	1/4”	2404-08-04	
	3/8”	2404-08-06	
	1/2”	2404-08-08	
	3/4”	2404-08-12	
	1”	2404-08-16	
7/8”	3/8”	2404-10-06	
	1/2”	2404-10-08	
	3/4”	2404-10-12	

JIC T1	NPTF T2	JIC Male X NPTF Male	
		Part #	List
1-1/16”	3/8”	2404-12-06	
	1/2”	2404-12-08	
	3/4”	2404-12-12	
	1”	2404-12-16	
	1-1/4”	2404-12-20	
1-5/16”	3/4”	2404-16-12	
	1”	2404-16-16	
	1-1/4”	2404-16-20	
	1-1/2”	2404-16-24	
1-5/8”	3/4”	2404-20-12	
	1”	2404-20-16	
	1-1/4”	2404-20-20	
	1-1/2”	2404-20-24	
1-7/8”	1”	2404-24-16	
	1-1/4”	2404-24-20	
	1-1/2”	2404-24-24	
	2”	2404-24-32	
2-1/2”	1”	2404-32-16	
	1-1/4”	2404-32-20	
	1-1/2”	2404-32-24	
	2”	2404-32-32	

37° FLARE TO PIPE ADAPTERS

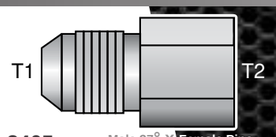

series 2405 — Male 37° X Female Pipe

PLATED STEEL

JIC T1	NPTF T2	JIC Male X Female	
		Part #	List
7/16”	1/8”	2405-04-02	
	1/4”	2405-04-04	
1/2”	1/8”	2405-05-02	
	1/4”	2405-05-04	
9/16”	1/4”	2405-06-04	
	3/8”	2405-06-06	
	1/2”	2405-06-08	
3/4”	1/4”	2405-08-04	
	3/8”	2405-08-06	
	1/2”	2405-08-08	
7/8”	3/8”	2405-10-06	
	1/2”	2405-10-08	
1-1/16”	1/2”	2405-12-08	
	3/4”	2405-12-12	
1-3/16”	3/4”	2405-14-12	
1-5/16”	3/4”	2405-16-12	
	1”	2405-16-16	
1-5/8”	1”	2405-20-16	
	1-1/4”	2405-20-20	
1-7/8”	1-1/2”	2405-24-24	
2-1/2”	2”	2405-32-32	

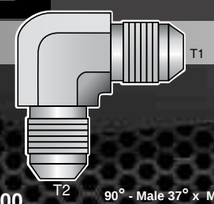

series 2500 — 90° - Male 37° x Male 37°

PLATED STEEL

JIC T1	JIC T2	Male 37°X Male 37°	
		Part #	List
7/16”	7/16”	2500-04-04	
1/2”	1/2”	2500-05-05	
9/16”	7/16”	2500-06-04	
	9/16”	2500-06-06	
3/4”	9/16”	2500-08-06	
	3/4”	2500-08-08	
7/8”	3/4”	2500-10-08	
	7/8”	2500-10-10	
1-1/16”	3/4”	2500-12-08	
	1-1/16”	2500-12-12	
1-3/16”	1-3/16”	2500-14-14	
1-5/16”	1-1/16”	2500-16-12	
	1-5/16”	2500-16-16	
1-5/8”	1-5/8”	2500-20-20	
1-7/8”	1-7/8”	2500-24-24	
2-1/2”	2-1/2”	2500-32-32	

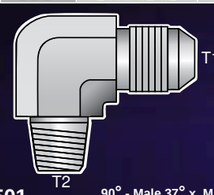

series 2501 — 90° - Male 37° x Male Pipe

PLATED STEEL

JIC T1	NPTF T2	Male 37°X NPTF Male	
		Part #	List
7/16”	1/8”	2501-04-02	
	1/4”	2501-04-04	
	3/8”	2501-04-06	
	1/2”	2501-04-08	
1/2”	1/8”	2501-05-02	
	1/4”	2501-05-04	
	3/8”	2501-05-06	
9/16”	1/8”	2501-06-02	
	1/4”	2501-06-04	
	3/8”	2501-06-06	
	1/2”	2501-06-08	
	3/4”	2501-06-12	
3/4”	1/4”	2501-08-04	
	3/8”	2501-08-06	
	1/2”	2501-08-08	
	3/4”	2501-08-12	
7/8”	3/8”	2501-10-06	
	1/2”	2501-10-08	
	3/4”	2501-10-12	
1-1/16”	1/2”	2501-12-08	
	3/4”	2501-12-12	
	1”	2501-12-16	
1-3/16”	3/4”	2501-14-12	
1-5/16”	3/4”	2501-16-12	
	1”	2501-16-16	
1-5/8”	1”	2501-20-16	
	1-1/4”	2501-20-20	
	1-1/2”	2501-20-24	
1-7/8”	1-1/4”	2501-24-20	
	1-1/2”	2501-24-24	
2-1/2”	2”	2501-32-32	

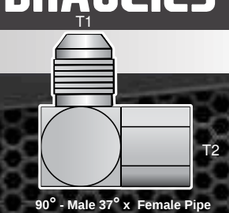

series 2502 — 90° - Male 37° x Female Pipe

PLATED STEEL

JIC T1	NPTF T2	Male 37°X NPTF Female	
		Part #	List
7/16”	1/8”	2502-04-02	
	1/4”	2502-04-04	
1/2”	1/8”	2502-05-02	
	1/4”	2502-05-04	
9/16”	1/8”	2502-06-02	
	1/4”	2502-06-04	
	3/8”	2502-06-06	
	1/2”	2502-06-08	
3/4”	1/4”	2502-08-04	
	3/8”	2502-08-06	
	1/2”	2502-08-08	
	3/4”	2502-08-12	
7/8”	1/2”	2502-10-08	
	3/4”	2502-10-12	
1-1/16”	1/2”	2502-12-08	
	3/4”	2502-12-12	
1-5/16”	3/4”	2502-16-12	
	1”	2502-16-16	
1-5/8”	1-1/4”	2502-20-20	
1-7/8”	1-1/2”	2502-24-24	
2-1/2”	2”	2502-32-32	

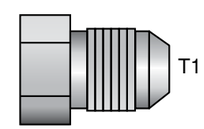

series 2408 — Male 37° Plug

PLATED STEEL

NPTF T1		JIC Hex Head	
		Part #	List
3/8”	1/8”	2408-03	
7/16”	1/4”	2408-04	
1/2”	1/8”	2408-05	
9/16”	1/4”	2408-06	
3/4”	1/4”	2408-08	
7/8”	3/8”	2408-10	
1-1/16”	1/2”	2408-12	
1-3/16”	1/4”	2408-14	
1-5/16”	3/8”	2408-16	
1-5/8”	1/2”	2408-20	
1-7/8”	3/8”	2408-24	
2-1/2”	1/2”	2408-32	

ADAPTERS

HYDRAULICS

37° FLARE TO PIPE

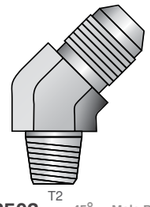

series 2503

45° - Male Pipe

PLATED STEEL

NPTF T1	NPTF T2	45°JIC Male X NPTF Male Part #	List
7/16"	1/8"	2503-04-02	
	1/4"	2503-04-04	
1/2"	1/8"	2503-05-02	
	1/4"	2503-05-04	
9/16"	1/8"	2503-06-02	
	1/4"	2503-06-04	
	3/8"	2503-06-06	
	1/2"	2503-06-08	
3/4"	1/4"	2503-08-04	
	3/8"	2503-08-06	
	1/2"	2503-08-08	
	3/4"	2503-08-12	
7/8"	3/8"	2503-10-06	
	1/2"	2503-10-08	
	3/4"	2503-10-12	
1-1/16"	1/2"	2503-12-08	
	3/4"	2503-12-12	
	1"	2503-12-16	
1-3/16"	3/4"	2503-14-12	
1-5/16"	3/4"	2503-16-12	
	1"	2503-16-16	
	1-1/4"	2503-16-20	
1-5/8"	1-1/4"	2503-20-20	
1-7/8"	1-1/2"	2503-24-24	
2-1/2"	2"	2503-32-32	

NPTF PIPE ADAPTERS, BUSHINGS & PLUGS

Straight Female Pipe

series 5000

Straight Male Pipe

series 5404



Straight Bushing - Male Pipe x Female Pipe

series 5406

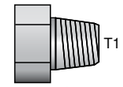

Plug Pipe

series 5406-P

PLATED STEEL

JIC T1	NPTF T2	NPTF Female X NPTF Female Part #	List	NPTF Male X NPTF Male Part #	List	NPTF Male X NPTF Female Part #	List
1/8"	1/8"	5000-02-02		5404-02-02		---	
1/4"	1/8"	5000-04-02		5404-04-02		5406-04-02	
	1/4"	5000-04-04		5404-04-04		---	
3/8"	1/8"	---		5404-06-02		5406-06-02	
	1/4"	5000-06-04		5404-06-04		5406-06-04	
	3/8"	5000-06-06		5404-06-06		---	
1/2"	1/4"	5000-08-04		5404-08-04		5406-08-04	
	3/8"	5000-08-06		5404-08-06		5406-08-06	
	1/2"	5000-08-08		5404-08-08			
3/4"	1/4"	---		---		5406-12-04	
	3/8"	---		---		5406-12-06	
	1/2"	5000-12-08		5404-12-08		5406-12-08	
	3/4"	5000-12-12		5404-12-12		---	
1"	3/8"	---		---		5406-16-06	
	1/2"	---		---		5406-16-08	
	3/4"	5000-16-12		5404-16-12		5406-16-12	
	1"	5000-16-16		5404-16-16		---	
1-1/4"	1/2"	---		---		5406-20-08	
	3/4"	---		---		5406-20-12	
	1"	---		5404-20-16		5406-20-16	
	1-1/4"	5000-20-20		5404-20-20		---	
1-1/2"	1/2"	---		---		5406-24-08	
	3/4"	---		---		5406-24-12	
	1"	---		---		5406-24-16	
	1-1/4"	---		---		5406-24-20	
	1-1/2"	5000-24-24		5404-24-24		---	
2"	1/2"	---		---		5406-32-08	
	3/4"	---		---		5406-32-12	
	1"	---		---		5406-32-16	
	1-1/4"	---		---		5406-32-20	
	1-1/2"	---		---		5406-32-24	
	2"	5000-32-32		5404-32-32			

NPTF T1	Male Hex Head Part #	List
1/8"	5406-P-02	
1/4"	5406-P-04	
3/8"	5406-P-06	
1/2"	5406-P-08	
3/4"	5406-P-12	
1"	5406-P-16	
1-1/4"	5406-P-20	
1-1/2"	5406-P-24	
2"	5406-P-32	

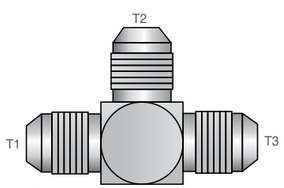

series 2603

Tee - Male 37° x 3

PLATED STEEL

JIC T1 - T2 - T3	JIC Male X JIC Male X JIC Male Part #	List
7/16"	2603-04	
1/2"	2603-05	
9/16"	2603-06	
3/4"	2603-08	
7/8"	2603-10	
1-1/16"	2603-12	
1-3/16"	2603-14	
1-5/16"	2603-16	
1-5/8"	2603-20	
1-7/8"	2603-24	
2-1/2"	2603-32	

series 5502

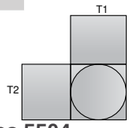

series 5504

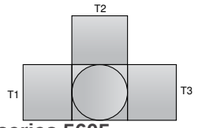

series 5605

PLATED STEEL

NPTF T1	NPTF T2	90° Male NPTF X Female NPTF Part #	List	Female NPTF X 90° Female NPTF NPTF Female	List	Female NPTF Tee Part #	List
1/8"	1/8"	5502-02-02		5504-02-02		5605-02	
	1/4"	5502-02-04		---		---	
1/4"	1/8"	5502-04-02		5504-04-02		---	
	1/4"	5502-04-04		5504-04-04		5605-04	
	3/8"	5502-04-06		---		---	
3/8"	1/4"	5502-06-04		5504-06-04		---	
	3/8"	5502-06-06		5504-06-06		5605-06	
	1/2"	5502-06-08		---		---	
1/2"	1/4"	---		5504-08-04		---	
	3/8"	5502-08-06		5504-08-06		---	
	1/2"	---		---		---	
	1/2"	5502-08-08		5504-08-08		5605-08	
3/4"	1/2"	5502-12-08		5504-12-08		---	
1/2"	3/4"	5502-08-12		---		---	
3/4"	3/4"	5502-12-12		5504-12-12		5605-12	
1"	3/4"	5502-16-12		5504-16-12		---	
	1"	5502-16-16		5504-16-16		5605-16	
	1-1/4"	5502-16-20		---		---	
1-1/4"	1"	5502-20-16		5504-20-16		---	
	1-1/4"	5502-20-20		5504-20-20		5605-20	
1-1/2"	1-1/2"	5502-24-24		5504-24-24		5605-24	
2"	2"	5502-32-32		5504-32-32		5605-32	

JIC TO O-RING ADAPTERS

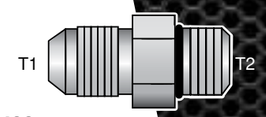

series 6400

PLATED STEEL

JIC T1	ORB T2	JIC Male X Male ORB Part #	List
5/16"	5/16"	6400-02-02	
3/8"	3/8"	6400-03-03	
7/16"	7/16"	6400-04-04	
	1/2"	6400-04-05	
	9/16"	6400-04-06	
	3/4"	6400-04-08	
1/2"	7/16"	6400-05-04	
	1/2"	6400-05-05	
	9/16"	6400-05-06	
9/16"	7/16"	6400-06-04	
	1/2"	6400-06-05	
	9/16"	6400-06-06	
	3/4"	6400-06-08	
	7/8"	6400-06-10	
	1-1/16"	6400-06-12	
3/4"	7/16"	6400-08-04	
	9/16"	6400-08-06	
	3/4"	6400-08-08	
	7/8"	6400-08-10	
	1-1/16"	6400-08-12	
	1-5/16"	6400-08-16	
7/8"	9/16"	6400-10-06	
	3/4"	6400-10-08	
	7/8"	6400-10-10	
	1-1/16"	6400-10-12	
	1-3/16"	6400-10-14	
1-1/16"	3/4"	6400-12-08	
	7/8"	6400-12-10	
	1-1/16"	6400-12-12	
	1-5/16"	6400-12-16	
	1-5/8"	6400-12-20	
1-3/16"	1-3/16"	6400-14-14	
	1-5/16"	6400-14-16	
1-5/16"	7/8"	6400-16-10	
	1-3/16"	6400-16-14	
	1-5/16"	6400-16-16	
	1-5/8"	6400-16-20	
	1-7/8"	6400-16-24	
1-5/8"	1-1/16"	6400-20-12	
	1-5/16"	6400-20-16	
	1-5/8"	6400-20-20	
	1-7/8"	6400-20-24	
1-7/8"	1-5/16"	6400-24-16	
	1-5/8"	6400-24-20	
	1-7/8"	6400-24-24	
	2-1/2"	6400-24-32	
2-1/2"	1-7/8"	6400-32-24	
	2-1/2"	6400-32-32	

MALE O-RING BOSS



series 6402

PLATED STEEL

ORB T1	NPTF T2	Male O-Ring X Female Swivel Part #	List
7/16"	7/16"	6402-04-04	
9/16"	7/16"	6402-06-04	
9/16"	9/16"	6402-06-06	
3/4"	9/16"	6402-08-06	
	3/4"	6402-08-08	
	1-1/16"	6402-08-12	
7/8"	9/16"	6402-10-06	
	3/4"	6402-10-08	
	1-1/16"	6402-10-12	
1-1/16"	3/4"	6402-12-08	
	1-1/16"	6402-12-12	
1-5/16"	1-5/16"	6402-16-16	
1-5/8"	1-5/8"	6402-20-20	

series 6408

PLATED STEEL

ORB	O-Ring Hex Head Part #	List
5/16"	6408-02	
3/8"	6408-03	
7/16"	6408-04	
1/2"	6408-05	
9/16"	6408-06	
3/4"	6408-08	
7/8"	6408-10	
1-1/16"	6408-12	
1-3/16"	6408-14	
1-5/16"	6408-16	
1-5/8"	6408-20	
1-7/8"	6408-24	
2-1/2"	6408-32	

37° FLARE TO PIPE ADAPTERS

series 6405

PLATED STEEL

ORB T1	NPTF T2	Male O-Ring Boss X Female NPTF Part #	List
7/16"	1/8"	6405-04-02	
	1/4"	6405-04-04	
1/2"	1/8"	6405-05-02	
	1/4"	6405-05-04	
9/16"	1/4"	6405-06-04	
	3/8"	6405-06-06	
	1/2"	6405-06-08	
3/4"	1/4"	6405-08-04	
	3/8"	6405-08-06	
	1/2"	6405-08-08	
7/8"	3/8"	6405-10-06	
	1/2"	6405-10-08	
	3/4"	6405-10-12	
1-1/16"	1/2"	6405-12-08	
	3/4"	6405-12-12	
1-3/16"	3/4"	6405-14-12	
1-5/16"	3/4"	6405-16-12	
	1"	6405-16-16	
	1-1/4"	6405-16-20	
1-5/8"	3/4"	6405-20-12	
	1"	6405-20-16	
	1-1/4"	6405-20-20	
1-7/8"	1"	6405-24-16	
	1-1/4	6405-24-20	
	1-1/2	6405-24-24	
2-1/2"	2"	6405-32-32	

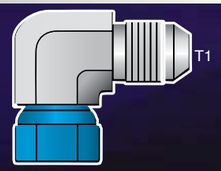

series 6500

T2

PLATED STEEL PLATED STEEL

JIC T1	JIC T2	90° JIC Male x JIC Swivel Female Part #	List
7/16"	7/16"	6500-04-04	
1/2"	1/2"	6500-05-05	
9/16"	7/16"	6500-06-04	
	9/16"	6500-06-06	
	3/4"	6500-06-08	
3/4"	9/16"	6500-08-06	
	3/4"	6500-08-08	
	7/8"	6500-08-10	
7/8"	3/4"	6500-10-08	
	7/8"	6500-10-10	
1-1/16"	7/8"	6500-12-10	
	1-1/16"	6500-12-12	
1-3/16"	1-3/16"	6500-14-14	
1-5/16"	1-5/16"	6500-16-16	
1-5/8"	1-5/8"	6500-20-20	
1-7/8"	1-7/8"	6500-24-24	
2-1/2"	2-1/2"	6500-32-32	

37° FLARE TO PIPE ADAPTERS

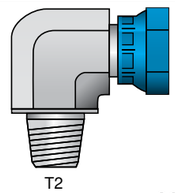

series 6501

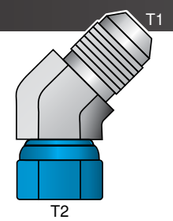

series 6502

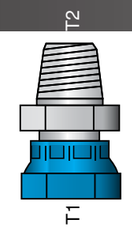

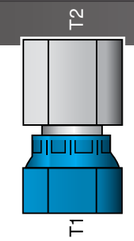

series 6505

PLATED STEEL

JIC T1	NPTF T2	Female JIC x Male NPTF Part #	List
7/16”	1/8”	6501-04-02	
	1/4”	6501-04-04	
9/16”	1/4”	6501-06-04	
	3/8”	6501-06-06	
	1/2”	6501-06-08	
3/4”	3/8”	6501-08-06	
	1/2”	6501-08-08	
7/8”	1/2”	6501-10-08	
1-1/16”	3/4”	6501-12-12	
1-3/16”	3/4”	6501-14-12	
1-5/16”	1”	6501-16-16	
1-5/8”	1-1/4”	6501-20-20	
1-7/8”	1-1/2”	6501-24-24	
2-1/2”	2”	6501-32-32	

JIC T1	NPTF T2	45° JIC Male X JIC Swivel Female Part #	List
7/16”	7/16”	6502-04-04	
1/2”	1/2”	6502-05-05	
9/16”	9/16”	6502-06-06	
3/4”	3/4”	6502-08-08	
7/8”	7/8”	6502-10-10	
1-1/16”	1-1/16”	6502-12-12	
1-3/16”	1-3/16”	6502-14-14	
1-5/16”	1-5/16”	6502-16-16	
1-5/8”	1-5/8”	6502-20-20	
1-7/8”	1-7/8”	6502-24-24	
2-1/2”	2-1/2”	6502-32-32	

JIC T1	NPTF T2	Female JIC Swivel X Male Part #	List	Female JIC Swivel X Female NPTF Part #	List
7/16”	1/4”	6505-04-04		6506-04-04	
9/16”	1/4”	6505-06-04		---	
	3/8”	6505-06-06		6506-06-06	
	1/2”	---		6506-06-08	
3/4”	3/8”	---		6506-08-06	
	1/2”	6505-08-08		6506-08-08	
7/8”	1/2”	6505-10-08		6506-10-08	
	3/4”	6505-10-12		---	
1-1/16”	3/4”	6505-12-12		6506-12-12	
1-5/16”	3/4”	6505-16-12		---	
	1”	6505-16-16		6506-16-16	
1-5/8”	1-1/4”	6505-20-20		6506-20-20	
1-7/8”	1-1/2”	6505-24-24		6506-24-24	

JIC TO O-RING ADAPTERS

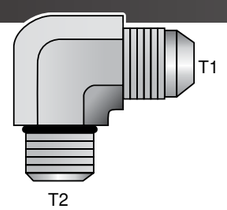

series 6801

PLATED STEEL

JIC T1	ORB T2	90° JIC Male X Male O-Ring Part #	List
7/16”	7/16”	6801-04-04	
	1/2”	6801-04-05	
	9/16”	6801-04-06	
	3/4”	6801-04-08	
1/2”	7/16”	6801-05-04	
	1/2”	6801-05-05	
	9/16”	6801-05-06	
9/16”	7/16”	6801-06-04	
	1/2”	6801-06-05	
	9/16”	6801-06-06	
	3/4”	6801-06-08	
	7/8”	6801-06-10	
	1-1/16”	6801-06-12	

JIC T1	ORB T2	90° JIC Male X Male O-Ring Part #	List
7/8”	9/16”	6801-10-06	
	3/4”	6801-10-08	
	7/8”	6801-10-10	
	1-1/16”	6801-10-12	
1-1/16”	9/16”	6801-12-06	
	3/4”	6801-12-08	
	7/8”	6801-12-10	
	1-1/16”	6801-12-12	
	1-3/16”	6801-12-14	
	1-5/16”	6801-12-16	
1-3/16”	1-5/8”	6801-14-12	
	1-3/16”	6801-14-14	

JIC T1	ORB T2	90° JIC Male X Male O-Ring Part #	List
1-5/16”	7/8”	6801-16-10	
	1-1/16”	6801-16-12	
	1-3/16”	6801-16-14	
	1-5/16”	6801-16-16	
	1-5/8”	6801-16-20	
1-5/8”	1-5/16”	6801-20-16	
	1-5/8”	6801-20-20	
	1-7/8”	6801-20-24	
1-7/8”	1-5/16”	6801-24-16	
	1-5/8”	6801-24-20	
	1-7/8”	6801-24-24	
	2-1/2”	6801-24-32	
2-1/2”	1-7/8”	6801-32-24	
	2-1/2”	6801-32-32	

O-RING BOSS TO SWIVEL ADAPTERS

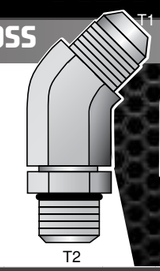

series 6802

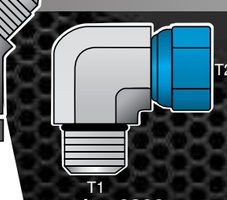

series 6809

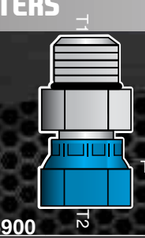

series 6900

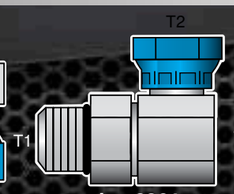

series 6901

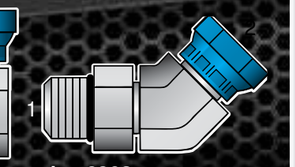

series 6902

PLATED STEEL

ORB T1	JIC T2	45° JIC Male X Male O-Ring Part #	List	90° Male O-Ring X JIC Female Swivel Part #	List
7/16”	7/16”	6802-04-04		6809-04-04	
	9/16”	6802-04-06		---	---
9/16”	7/16”	6802-06-04		---	---
1/2”	1/2”	6802-05-05		---	---
9/16”	9/16”	6802-06-06		6809-06-06	
	3/4”	6802-06-08		---	---
3/4”	9/16”	6802-08-06		---	---
	3/4”	6802-08-08		6809-08-08	
	7/8”	6802-08-10		---	---
7/8”	3/4”	6802-10-08		---	---
	7/8”	6802-10-10		6809-10-10	
	1-1/16”	6802-10-12		---	---
1-1/16”	7/8”	6802-12-10		---	---
	1-1/16”	6802-12-12		6809-12-12	
	1-5/16”	6802-12-16		---	---
1-3/16”	1-3/16”	6802-14-14		---	---
1-5/16”	1-1/16”	6802-16-12		---	---
	1-5/16”	6802-16-16		6809-16-16	
	1-5/8”	6802-16-20		---	---
1-5/8”	1-5/8”	6802-20-20		6809-20-20	
1-7/8”	1-7/8”	6802-24-24		---	---
2-1/2”	2-1/2”	6802-32-32		---	---

PLATED STEEL

ORB T1	NPSM T2	Male O-Ring X Female Swivel NPSM Part #	List	90° Male O-Ring X Female Swivel NPSM Part #	List
7/16”	1/8”	---		6901-04-02	
	1/4”	6900-04-04		6901-04-04	
	3/8”	6900-04-06		---	
1/2”	1/4”	6900-05-04		---	
	1/2”	6900-05-08		---	
9/16”	1/4”	6900-06-04		6901-06-04	
	3/8”	6900-06-06		6901-06-06	
	1/2”	6900-06-08		6901-06-08	
3/4”	1/4”	6900-08-04		6901-08-04	
	3/8”	6900-08-06		6901-08-06	
	1/2”	6900-08-08		6901-08-08	
	3/4”	6900-08-12		6901-08-12	
7/8”	3/8”	6900-10-06		6901-10-06	
	1/2”	6900-10-08		6901-10-08	
	3/4”	6900-10-12		6901-10-12	
1-1/16”	3/8”	---		6901-12-06	
	1/2”	6900-12-08		6901-12-08	
	3/4”	6900-12-12		6901-12-12	
	1”	6900-12-16		6901-12-16	
1-3/16”	3/4”	6900-14-12		---	
1-5/16”	3/4”	6900-16-12		6901-16-12	
	1”	6900-16-16		6901-16-16	
1-5/8”	1”	6900-20-16		6901-20-16	
	1-1/4”	6900-20-20		6901-20-20	
1-7/8”	1-1/4”	6900-24-20		---	
	1-1/2”	6900-24-24		6901-24-24	
2-1/2”	2”	6900-32-32		6901-32-32	

ORB T1	NPSM T2	45° Male O-Ring X Female Swivel NPSM Part #	List
7/16”	1/8”	---	
	1/4”	6902-04-04	
	3/8”	---	
1/2”	1/4”	---	
	1/2”	---	
9/16”	1/4”	6902-06-04	
	3/8”	6902-06-06	
	1/2”	---	
3/4”	1/4”	---	
	3/8”	6902-08-06	
	1/2”	6902-08-08	
	3/4”	---	
7/8”	3/8”	6902-10-06	
	1/2”	6902-10-08	
	3/4”	6902-10-12	
1-1/16”	3/8”	---	
	1/2”	6902-12-08	
	3/4”	6902-12-12	
	1”	---	
7/8”	3/4”	---	
1-5/16”	3/4”	6902-16-12	
	1”	6902-16-16	
1-5/8”	1”	6902-20-16	
	1-1/4”	6902-20-20	
1-7/8”	1-1/4”	---	
	1-1/2”	6902-24-24	
2-1/2”	2”	---	

JIC CAPS

series 304-C

PLATED STEEL

JIC T1	Female JIC Part #	List
7/16”	304-C-04	
1/2”	304-C-05	
9/16”	304-C-06	
3/4”	304-C-08	
7/8”	304-C-10	
1-1/16”	304-C-12	
1-3/16”	304-C-14	
1-5/16”	304-C-16	
1-5/8”	304-C-20	
1-7/8”	304-C-24	
2-1/2”	304-C-32	

THREAD SEALANTS - ANTI-SEIZE

Details	Bottle Part #	List
AST-SEAL™ HYD:		
An excellent sealant for straight metal threads up to 1" diameter created to withstand hydraulic system pressures. Resistance to high temp, water, and non-polar solvents.	*22542	
AST-SEAL™ PM:		
Same as 22542 but five times more (250mL)	*22543	
AST-SEAL™ PH:		
Designed to resist all hydraulic fluids and seal your Pneumatic / Hydraulic systems. This is a thicker non-running version of AST-SEAL™ HYD for overhead and inside machinery applications.	*22545	
AST-SEAL™ :		
Same as 22545 but five times more (250mL)	*22546	

* 22542 * 22543

ONE BOLT

Opening Size	Band Width &Thickness	Torque Rating	MM Size	301 SS Band / 410 SS Bolt			Zinc Plated Carbon Steel		
				Part #	Per Box	List ea.	Part #	Per Box	List ea.
11/16" X 3/4"	0.70" X 0.024"	3.3 FT Pounds	17 - 19	301	50		901	50	
25/32" X 7/8"	0.70" X 0.024"	3.3 FT Pounds	20 - 22	302	50		902	50	
29/32" X 1"	0.70" X 0.024"	3.3 FT Pounds	23 - 25	304	50		904	50	
1 1/64" X 1 7/64"	0.70" X 0.024"	3.3 FT Pounds	26 - 28	305	50		905	50	
1 5/32" X 1 7/32"	0.79" X 0.039"	3.3 FT Pounds	29 - 31	307	50		907	50	
1 1/4" X 1 3/8"	0.79" X 0.039"	3.3 FT Pounds	32 - 35	308	50		908	50	
1 13/32" x 1 1/2"	0.79" X 0.039"	3.3 FT Pounds	36 - 39	309	50		909	50	
1 9/16" X 1 11/16"	0.79" X 0.039"	5 FT Pounds	40 - 43	310	50		911	50	
1 23/32" X 1 27/32"	0.79" X 0.039"	5 FT Pounds	44 - 47	311	50		912	50	
1 28/32" X 2"	0.79" X 0.039"	5 FT Pounds	48 - 51	312	25		913	50	
2 1/16" X 2 5/32"	0.79" X 0.039"	5 FT Pounds	52 - 55	313	25		914	50	
2 3/16" X 2 5/16"	0.79" X 0.039"	5 FT Pounds	56 - 59	---	---		915	50	
2 7/32" x 2 5/16"	0.79" X 0.039"	7 FT Pounds	56 - 59	314	25		---	---	
2 11/32" X 2 15/32"	0.79" X 0.039"	7 FT Pounds	60 - 63	315	25		916	50	
2 1/2" X 2 5/8"	0.79" X 0.039"	7 FT Pounds	64 - 67	316	25		917	25	
2 11/16" X 2 7/8"	0.79" X 0.039"	7 FT Pounds	68 - 73	317	25		918	25	
2 29/32" X 3 3/32"	0.98" X 0.047"	18 FT Pounds	74 - 79	318	25		919	25	
3 1/8" X 3 5/16"	0.98" X 0.047"	18 FT Pounds	80 - 85	319	25		920	25	
3 3/8" x 3 9/16"	0.98" X 0.047"	18 FT Pounds	86 - 91	320	25		---	---	
3 5/16" X 3 9/16"	0.98" X 0.047"	18 FT Pounds	86 - 91	---	---		921	25	
3 5/8" X 3 13/16"	0.98" X 0.047"	18 FT Pounds	92 - 97	321	25		922	25	
3 7/8" X 4 1/16"	0.98" X 0.047"	18 FT Pounds	98 - 103	322	25		923	25	
4 3/32" X 4 3/8"	0.98" X 0.047"	18 FT Pounds	104 - 112	323	25		924	25	
4 3/8" X 4 3/4"	0.98" X 0.047"	18 FT Pounds	113 - 121	324	25		925	25	
4 3/4" X 5 1/8"	0.98" X 0.047"	18 FT Pounds	122 - 130	325	25		926	25	
5 1/8" X 5 1/2"	0.98" X 0.047"	36 FT Pounds	131 - 139	326	25		927	25	
5 1/2" X 5 7/8"	0.98" X 0.062"	36 FT Pounds	140 - 148	327	25		928	25	
5 7/8" X 6 3/8"	0.98" X 0.062"	36 FT Pounds	149 - 161	328	25		929	25	
6 3/8" X 6 7/8"	0.98" X 0.062"	36 FT Pounds	162 - 174	329	25		930	10	
6 7/8" X 7 3/8"	0.98" X 0.062"	36 FT Pounds	175 - 187	330	25		931	10	
7 3/8" X 7 7/8"	0.98" X 0.062"	36 FT Pounds	188 - 200	331	25		932	10	
7 7/8" X 8 3/8"	0.98" X 0.062"	36 FT Pounds	201 - 213	332	25		933	10	
8 3/8" X 8 7/8"	0.98" X 0.062"	36 FT Pounds	214 - 226	333	25		934	10	
8 7/8" X 9 3/8"	1.09" X 0.062"	36 FT Pounds	227 - 239	334	25		935	10	
9 3/8" X 9 7/8"	1.09" X 0.062"	36 FT Pounds	240 - 252	335	25		936	10	

TWO BOLT

Opening Size	Band Width &Thickness	MM Size	Zinc Plated Carbon Steel		
			Part #	Per Box	List ea.
1 5/8" x 2"	0.70" X 0.024"	41-51	SD50	50	
1 13/16" x 2 1/4"	0.70" X 0.024"	46-56	SD55	50	
2" x 2 7/16"	0.70" X 0.024"	51-61	SD60	50	
2 1/8" x 2 9/16"	0.70" X 0.024"	56-66	SD65	50	
2 7/16" x 2 13/16"	0.70" X 0.024"	61-71	SD70	50	
2 9/16" x 3"	0.70" X 0.024"	66-76	D75	50	
2 13/16" x 3 3/16"	0.70" X 0.024"	71-81	D80	50	
3 "x 3 5 /16"	0.79" X 0.039"	76-86	D85	50	
3 3/16" x 3 9/16"	0.79" X 0.039"	81-91	D90	50	
3 5/16" x 3 11/16"	0.79" X 0.039"	86-96	D95	50	
3 9/16" x 3 15/16"	0.79" X 0.039"	91-101	D100	50	
3 11/16" x 4 1/4"	0.79" X 0.039"	96-106	D105	50	
3 15/16" x 4 3/8"	0.79" X 0.039"	101-111	D110	50	
4 1/4" x 4 9/16"	0.79" X 0.031"	106-116	D115	25	
4 3/8" x 4 3/4"	0.79" X 0.031"	111-121	D120	25	
4 9/16" x 4 15/16"	0.79" X 0.031"	116-126	D125	25	
4 3/4" x 5 3/16"	0.79" X 0.031"	121-131	D130	25	
5 3/16" x 5 1/2"	0.79" X 0.031"	131-141	D140	25	
5 1/2" x 5 13/16"	0.98" X 0.047"	141-151	D150	25	
5 13/16" x 6 3/8"	0.98" X 0.047"	151-161	D160	25	
6 3/8" x 6 11/16"	0.98" X 0.047"	161-171	D170	25	
6 11/16" x 7 1/8"	0.98" X 0.047"	171-181	D180	25	
7 1/8" x 7 9/16"	0.98" X 0.047"	181-191	D190	25	
7 9/16" x 7 7/8"	0.98" X 0.047"	191-201	D200	25	
7 7/8" x 7 5/16"	0.98" X 0.047"	201-211	D210	25	
7 15/16" x 8 7/8"	0.98" X 0.047"	211-221	D220	25	
8 7/8" x 9 1/8"	1.09" X0.062"	221-231	D230	10	

DOUBLE BOLT / USA SIZED

Please check Hose O.D. before ordering

Hose Range	MM Size	Zinc Plated Iron	
		Part #	List
.787" to .866"	20 - 22mm	DB0022SF	
.866" to 1.14"	22 - 29mm	DB0029SF	
1.14" to 1.34"	29 - 34mm	DB0034SF	
1.34" to 1.57"	34 - 40mm	DB0040SF	
1.57" to 1.93"	40 - 49mm	DB0049SF	
1.93" to 2.36"	49 - 60mm	DB0060SF	
2.36" to 2.99"	60 - 76mm	DB0076SF	
2.99" to 3.70"	76 - 94mm	DB0094SF	
3.70" to 4.53"	94 - 115mm	DB0115SF	
3.54" to 3.94"	90 - 100mm	DB0400SF	
3.94" to 4.92"	100 - 125mm	DB0525SF	
4.92" to 5.90"	125 - 150mm	DB0550SF	
5.11" to 5.67"	130 - 144mm	DB0600SF	
5.90" to 6.89"	150 - 175mm	DB0675SF	
6.89" to 7.87"	175 - 200mm	DB0769SF	
7.87" to 8.86"	200 - 225mm	DB0818SF	
8.86" to 9.84"	225 - 250mm	DB0988SF	
9.84" to 11.81"	250 - 300mm	DB1125SF	
11.81" to 13.78"	300 - 350mm	DB1275SF	

UNIVERSAL

3/8" to 3/4 ID 1" to 2" ID 4" ID

Hose ID	Zinc Plated Iron			
	From	To	Part #	List
3/8"	11/16"	7/8"	SF1	
1/2"	15/16"	1-1/16"	SF4	
1/2"	1-1/16"	1-3/16"	SF5	
3/4"	1-1/8"	1-5/16"	SF9A	
3/4"	1-3/16"	1-5/16"	SF9U	
3/4"	1-5/16"	1-1/2"	SF9B	
3/4"	1-1/2"	1-11/16"	SF10	
1"	1-17/32"	1-23/32"	SF14U	
1"	1-11/16"	1-15/16"	SF14	
1-1/4"	1-25/32"	2-3/32"	SF19U	
1-1/2"	2-3/16"	2-3/8"	SF24U	
1-1/2"	2-1/4"	2-9/16"	SF24	
2"	2-1/2"	2-25/32"	SF29U	
2"	2-3/4"	3-1/16"	SF29	
3"	4-1/16"	4-7/16"	SF39	
4"	4-7/8"	5-5/16"	SF49U	

SPRIAL

Recommended for PVC Suction or Discharge

Right Hand Left Hand

Hose O.D. New	Zinc Plated Steel		
	Right Hand Part #	Left Hand Part #	List
1-1/2"	150 SCR	150 SCL	
2"	200 SCR	200 SCL	
2-1/2"	250 SCR	250 SCL	
3"	300 SCR	300 SCL	
4"	400 SCR	400 SCL	
5"	500 SCR	500 SCL	
6"	600 SCR	600 SCL	
8"	800 SCR	800 SCL	
10"	1000 SCR	1000 SCL	
12"	1200 SCR	1200 SCL	

BOLT

Recommend working at 75% of the maximum values

All Stainless Steel - AISI-304

Bolt: Zinc Plated
Band & Arch: Stainless AISI-430
Other Components: Zinc Plated steel

Opening Size	Band Width &Thickness	MM Size	Torque* Max ft lbs	Stainless Steel - AISI-304			Zinc Plated Carbon Steel		
				Part #	Per Pkg.	List ea.	Part #	Per Pkg.	List ea.
11/16" X 3/4"	0.70" X 0.024"	17-19	3.3	---	---		301901-2	50	
3/4" X 53/64"	0.70" X 0.024"	19-21	3.3	---	---		301902-0	50	
53/64" X 29/32"	0.70" X 0.024"	21-23	3.3	---	---		301903-9	50	
29/32" X 1"	0.70" X 0.024"	23-25	3.3	---	---		301904-7	50	
1" X 1-1/16"	0.70" X 0.024"	25-27	3.3	---	---		301905-5	50	
1-1/16" x 1-5/32"	0.70" X 0.024"	27-29	3.3	---	---		301906-3	50	
1-5/32" x 1-7/32"	0.70" X 0.024"	29-31	3.3	301307-1	50		301907-1	50	
1-7/32" X 1-11/32"	0.79" X 0.039"	31-34	5.9	301308-3	50		301908-0	50	
1-11/32" X 1-29/64"	0.79" X 0.039"	34-37	5.9	301309-1	50		301909-8	50	
1-29/64" X 1-9/16"	0.79" X 0.039"	37-40	5.9	301310-4	50		301910-0	50	
1-9/16" X 1-11/16"	0.79" X 0.039"	40-43	5.9	301311-2	50		301911-9	50	
1-11/16" X 1-27/32"	0.79" X 0.039"	43-47	5.9	301312-0	50		301912-7	50	
1-27/32" X 2-1/64"	0.79" X 0.039"	47-51	7.4	301313-9	50		301913-5	50	
2-1/64" X 2-11/64"	0.79" X 0.031"	51-55	7.4	301314-7	25		301914-3	25	
2-11/64" X 2-21/64"	0.79" X 0.031"	55-59	7.4	301315-5	25		301915-1	25	
2-21/64" X 2-31/64"	0.79" X 0.031"	59-63	7.4	301316-3	25		301916-0	25	
2-31/64" X 2-11/16"	0.79" X 0.031"	63-68	7.4	301317-1	25		301917-8	25	
2-11/16" X 3-7/8"	0.79" X 0.031"	68-73	7.4	301318-0	25		301918-6	25	
3-7/8" X 3-7/64"	0.98" X 0.047"	73-79	18.4	301319-8	25		301919-4	25	
3-7/64" X 3-11/32"	0.98" X 0.047"	79-85	18.4	301320-0	25		301920-7	25	
3-11/32" X 3-37/64"	0.98" X 0.047"	85-91	18.4	301321-9	25		301921-5	25	
3-37/64" X 3-13/16"	0.98" X 0.047"	91-97	18.4	301322-7	25		301922-3	25	
3-13/16" X 4-3/32"	0.98" X 0.047"	97-104	18.4	301323-5	25		301923-1	25	
4-3/32" X 4-3/8"	0.98" X 0.047"	104-112	18.4	301324-3	25		301924-0	25	
4-3/8" X4-49/64"	0.98" X 0.047"	112-121	18.4	301325-1	25		301925-8	25	
4-49/64" X 5-1/8"	0.98" X 0.047"	121-130	18.4	301326-0	25		301926-6	25	
5-1/8" X 5-33/64"	1.09" X0.062"	130-140	36.8	---	---		301927-4	10	
5-33/64" X 5-29/32"	1.09" X0.062"	140-150	36.8	---	---		301928-2	10	
5-29/32" X 6-3/8"	1.09" X0.062"	150-162	36.8	---	---		301929-0	10	
6-3/8" X 6-7/8"	1.09" X0.062"	162-174	36.8	---	---		301930-3	10	
6-7/8" X 7-24/64"	1.09" X0.062"	174-187	36.8	---	---		301931-1	10	
7-24/64" X 7-7/8"	1.09" X0.062"	187-200	36.8	---	---		301932-0	10	
7-7/8" X 8-25/64"	1.09" X0.062"	200-213	36.8	---	---		301933-8	10	
8-25/64" X 8-57/64"	1.09" X0.062"	213-226	36.8	---	---		301934-6	10	
8-57/64" X 9-13/32"	1.09" X0.062"	226-239	36.8	---	---		301935-4	10	
9-13/32" X 9-59/64"	1.09" X0.062"	239-252	36.8	---	---		301936-2	10	

PREFORMED STAINLESS

Type 302 Galvanized Type 302 SS

Type 302 SS

Type 302 SS -

J Series w/Smooth I.D.

Opening Size	3/8" & 5/8" wide - SS					3/4" wide - SS			
	Width & Thickness	Galvanized Part #	SS Part #	Per Pkg.	List ea.	Width & Thickness	Part #	Per Pkg.	List ea.
13/16"	3/8" x 0.020"	---	SF03KS	100		---	---	---	
1-3/8"	3/8" x 0.020"	---	SF311KS	100		---	---	---	
1"	5/8" x 0.022"	---	SF04KS	100		---	---	---	
1-1/4"	5/8" x 0.022"	---	SF05KS	100		---	---	---	
1-1/2"	5/8" x 0.022"	---	SF06KS	100		---	---	---	
1-3/4"	5/8" x 0.022"	SF07FS	SF07KS	100		---	---	---	
2"	5/8" x 0.022"	---	SF08KS	100		3/4" X 0.030"	SF0875KS	100	
2-1/4"	5/8" x 0.022"	---	SF09KS	100		3/4" X 0.030"	SF0975KS	100	
2-1/2"	5/8" x 0.022"	---	SF10KS	50		3/4" X 0.030"	SF1075KS	60	
2-3/4"	5/8" x 0.022"	---	SF11KS	50		3/4" X 0.030"	SF1175KS	50	
3"	5/8" x 0.022"	SF12FS	SF12KS	50		3/4" X 0.030"	SF1275KS	25	
3-1/2"	5/8" x 0.022"	SF14FS	SF14KS	50		3/4" X 0.030"	SF1475KS	25	
4"	5/8" x 0.022"	---	SF16KS	25		3/4" X 0.030"	SF1675KS	25	
4-1/2"	5/8" x 0.022"	---	SF18KS	25		3/4" X 0.030"	SF1875KS	25	
5"	5/8" x 0.022"	SF20FS	SF20KS	25		3/4" X 0.030"	SF2075KS	25	
6"	5/8" x 0.022"	SF24FS	SF24KS	25		3/4" X 0.030"	SF2475KS	15	
6-1/2"	5/8" x 0.022"	SF26FS	SF26KS	25		---	---	---	
7"	5/8" x 0.022"	---	SF28KS	25		3/4" X 0.030"	SF2875KS	15	
8"	5/8" x 0.022"	---	SF32KS	25		3/4" X 0.030"	SF3275KS	20	

Opening Size	5/8" & 3/4" wide - SS			
	Width & Thickness	Part #	Per Pkg.	List ea.
1"	5/8" x 0.030"	SF203JS	100	
1-1/4"	5/8" x 0.030"	SF204JS	100	
1-1/2"	5/8" x 0.030"	SF205JS	100	
1-3/4"	5/8" x 0.030"	SF206JS	100	
2"	5/8" x 0.030"	SF207JS	100	
2-1/4"	5/8" x 0.030"	SF208JS	100	
2-1/2"	5/8" x 0.030"	SF209JS	100	
2"	3/4" x 0.030"	SF227JS	100	
2-3/4"	3/4" x 0.030"	SF210JS	50	
3"	3/4" x 0.030"	SF211JS	50	
3-1/2"	3/4" x 0.030"	SF212JS	50	
4"	3/4" x 0.030"	SF213JS	25	
4-1/2"	3/4" x 0.030"	SF214JS	25	
5"	3/4" x 0.030"	SF215JS	25	
6"	3/4" x 0.030"	SF216JS	25	
6-1/2"	3/4" x 0.030"	SF217JS	25	
7"	3/4" x 0.030"	SF218JS	25	
8"	3/4" x 0.030"	SF219JS	25	
---	---	---	-	

201 SS STRAP & BUCKLES

Strapping				Buckles		
Width & Thickness	Part #	Ft Per Box	List	Part #	Per Pkg.	List
3/8" x .030"	SF3800SS	100		SF3800BS	100	
1/2" x .030"	SF5000SS	100		SF5000BS	100	
5/8" x .030"	SF5800SS	100		SF5800BS	100	
3/4" x .030"	SF7500SS	100		SF7500BS	50	

CENTER PUNCH TOOL - 5/8"

Part #	List
BPT100	

CENTER PUNCH TOOL - 5/8" REPLACEMENT PARTS

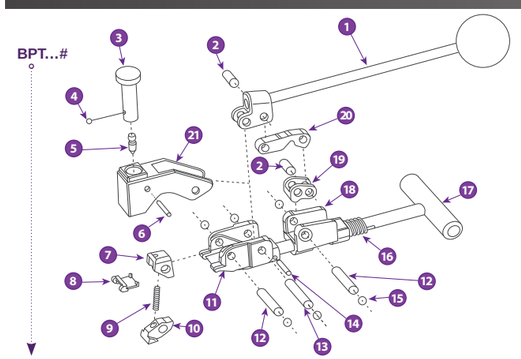

Part #	QTY	Name	Part #	QTY	Name
BPT 1	1	Steel Handle	BPT 12	2	Pulling Pin
BPT 2	2	Locating Pin	BPT 13	1	Pivoting Pin
BPT 3	1	Punch Handle	BPT 14	1	Spring Catch
BPT 4	1	Ball Retaining Plug	BPT 15	6	Locating Ring
BPT 5	1	Hole Punch	BPT 16	1	Pressure Spring
BPT 6	1	Head Spring Catch	BPT 17	1	Slider & Tension Hand Shank
BPT 7	1	Holding Dog	BPT 18	1	Slip Fitting
BPT 8	1	Adapter Plug-In	BPT 19	1	Pulling Claw
BPT 9	1	Spring	BPT 20	1	Link Holder
BPT 10	1	Buckle Thruster	BPT 21	1	Head Bracket
BPT 11	1	Nose			

GENERAL PURPOSE

Maximum recommended torque is 50 inch pounds

Miniature: Maximum recommended torque is 15 inch pounds

Carbon Steel - (PER PKG 10)				
Inch Size	Metric MM Size	Screw Type	Part #	List
Miniatures 3-Piece Construction 5/16" Band				
7/32" X 5/8"	5.5 x 16		WDMC04	
7/16" X 25/32"	11 X 20		WDMC06	
1/2" X 29/32"	13 X 23		WDMC08	
9/16" X 1-1/16"	14 X 27		WDMC10	
Full Size 3-Piece Construction 1/2" Band				
7/16" X 25/32"	11 X 20		WDC006	
1/2" X 29/32"	13 X 23		WDC008	
9/16" X 1-1/16"	14 X 27		WDC010	
11/16" X 1-1/4"	18 X 32		WDC012	
13/16" X 1-1/2"	21 X 38		WDC016	
13/16" X 1-3/4"	21 X 44		WDC020	
1-1/16" X 2"	27 X 51		WDC024	
1-5/16" X 2-1/4"	33 X 57		WDC028	
1-9/16" X 2-1/2"	40 X 63		WDC032	
1-13/16" X 2-3/4"	46 X 70		WDC036	
2-1/16" X 3"	52 X 76		WDC040	
1/2" Band				
2-5/16" X 3-1/4"	59 X 82		WDC044	
2-9/16" X 3-1/2"	65 x 89		WDC048	
2-13/16" X 3-1/2"	72 X 95		WDC052	
3-1/16" X 4"	78 X 101		WDC056	
3-5/16" X 4-1/4"	84 X 108		WDC060	
3-9/16" X 4-1/2"	91 X 114		WDC064	
4-1/8" X 5"	105 X 127		WDC072	
4-5/8" X 5-1/2"	117 X 139		WDC080	
5-1/8" X 6"	130 X 152		WDC088	
5-5/8" X 6-1/2"	143 X 165		WDC096	
6-1/8" X 7"	155 x 177		WDC104	

Band, Housing, and Screw Carbon Steel Zinc plated

All Stainless Steel - (PER PKG 10)				
Inch Size	Metric MM Size	Screw Type	Part #	List
Miniatures 3-Piece Construction 5/16" Band				
7/32" X 5/8"	5.5 x 16		WDMS04	
7/16" X 25/32"	11 X 20		WDMS06	
1/2" X 29/32"	13 X 23		WDMS08	
9/16" X 1-1/16"	14 X 27		WDMS10	
Full Size 3-Piece Construction 1/2" Band				
7/16" X 25/32"	11 X 20		WDS006	
1/2" X 29/32"	13 X 23		WDS008	
9/16" X 1-1/16"	14 X 27		WDS010	
11/16" X 1-1/4"	18 X 32		WDS012	
13/16" X 1-1/2"	21 X 38		WDS016	
13/16" X 1-3/4"	21 X 44		WDS020	
1-1/16" X 2"	27 X 51		WDS024	
1-5/16" X 2-1/4"	33 X 57		WDS028	
1-9/16" X 2-1/2"	40 X 63		WDS032	
1-13/16" X 2-3/4"	46 X 70		WDS036	
2-1/16" X 3"	52 X 76		WDS040	
1/2" Band				
2-5/16" X 3-1/4"	59 X 82		WDS044	
2-9/16" X 3-1/2"	65 x 89		WDS048	
2-13/16" X 3-1/2"	72 X 95		WDS052	
3-1/16" X 4"	78 X 101		WDS056	
3-5/16" X 4-1/4"	84 X 108		WDS060	
3-9/16" X 4-1/2"	91 X 114		WDS064	
4-1/8" X 5"	105 X 127		WDS072	
4-5/8" X 5-1/2"	117 X 139		WDS080	
5-1/8" X 6"	130 X 152		WDS088	
5-5/8" X 6-1/2"	143 X 165		WDS096	
6-1/8" X 7"	155 x 177		WDS104	

Band, Housing and Screw 304 SS

100% SS 3-Piece Construction 9/16" Band				
Inch Size	Metric MM Size	Screw Type	Part #	List
9/16" X 1-1/16"	14 x 27		WDS2010	
11/16" X 1-1/4"	18 X 32		WDS2012	
13/16" X 1-1/2"	21 X 38		WDS2016	
13/16" X 1-3/4"	21 X 44		WDS2020	
1-1/16" X 2"	27 X 51		WDS2024	
1-5/16" X 2-1/4"	33 X 57		WDS2028	
1-9/16" X 2-1/2"	40 X 63		WDS2032	
1-13/16" X 2-3/4"	46 X 70		WDS2036	
2-1/16" X 3"	52 X 76		WDS2040	
2-5/16" X 3-1/4"	59 X 82		WDS2044	
2-9/16" X 3-1/2"	65 X 89		WDS2048	
2-13/16" X 3-3/4"	72 X 95		WDS2052	
3-1/16" X 4"	78 X 101		WDS2056	
3-5/16" X 4-1/4"	84 X 108		WDS2060	
3-9/16" X 4-1/2"	91 X 114		WDS2064	
4-1/8" X 5"	105 x 127		WDS2072	
4-5/8" X 5-1/2"	105 X 127		WDS2080	
5-1/8" X 6"	117 X 139		WDS2088	
5-5/8" X 6-1/2"	143 X 165		WDS2096	
4-1/8" X 7"	104 X 177		WDS2104	
5-5/8" X 8-1/2"	142 X 215		WDS2128	
7-1/8" X 10"	180X 254		WDS2152	
9-3/8" X 12-1/4"	238 X 311		WDS2188	
---	---		---	---
---	---		---	
---	---		---	
---	---		---	
---	---		---	

Band, Housing and Screw 304 SS

GENERAL PURPOSE INDUSTRIAL CLAMP KITS

BUILD A CLAMP

	Size/Details	Part #	List
1	Mini kit: 8-1/2 ft. band, 3adj. fasteners, 1 band splicer.	2000	
2	Kit with 100 ft. band, 25 adj. fasteners, 10 band splicers.	2001	
3	Kit with 50 ft. band, 10 adj. fasteners, 5 band splicers.	2002	
4	Box of 25 adj. fasteners.	2003	
5	Box of 10 adj. fasteners.	2004	
6	Box with 100 ft. band and 10 band splicers.	2005	
7	Box with 50 ft. band and 5 band splicers.	2006	
8	Box of 10 band splicers.	2008	

HI-TORQUE CLAMPS w/LINER

Torque Rating: 90 inch pounds

Stainless Steel - (PER PKG - 10)					
Inch Size	Metric MM Size	Screw Type	Part #	Per Pkg	List
SS 301 Band, SS 410 Screw					
1" X 1-3/4"	26 X 45		SF175HTML	10	
1-1/4" X 2-1/8"	32 X 54		SF200HTML	10	
1-3/4" X 2-5/8"	45 X 67		SF250HTML	10	
2-1/4" X 3-1/8"	57 X 80		SF300HTML	10	
2-3/4" X 3-5/8"	70 X 92		SF350HTML	10	
3-1/4" X 4-1/8"	83 X 105		SF400HTML	10	
3-3/4" X 4-5/8"	96 X 118		SF450HTML	10	
4-1/4" X 5-1/8"	108 X 131		SF500HTML	10	
4-3/4" X 5-5/8"	121 X 143		SF550HTML	10	
5-1/4" X 6-1/8"	134 X 156		SF600HTML	10	
5-3/4" X 6-5/8"	146 X 169		SF650HTML	10	
6-1/4" X 7-1/8"	159 X 181		SF700HTML	10	
6-3/4" X 7-5/8"	172 X 194		SF750HTML	10	
7-1/4" X 8-1/8"	184 X 207		SF800HTML	10	
7-3/4" X 8-5/8"	197 X 219		SF850HTML	10	
8-1/4" X 9-1/8"	210 X 232		SF900HTML	10	

HI-TORQUE H.D. CLAMPS

Torque Rating: 90 inch pounds

Stainless Steel - (PER PKG - 10)					
Inch Size	Metric MM Size	Screw Type	Part #	Per Pkg	List
SS 301 Band, SS 410 Screw					
---	---	---	---	---	
1-1/4" X 2-1/8"	32 X 54		SF200HTM	10	
1-3/4" X 2-5/8"	45 X 67		SF250HTM	10	
2-1/4" X 3-1/8"	57 X 80		SF300HTM	10	
2-3/4" X 3-5/8"	70 X 92		SF350HTM	10	
3-1/4" X 4-1/8"	83 X 105		SF400HTM	10	
3-3/4" X 4-5/8"	96 X 118		SF450HTM	10	
4-1/4" X 5-1/8"	108 X 131		SF500HTM	10	
4-3/4" X 5-5/8"	121 X 143		SF550HTM	10	
5-1/4" X 6-1/8"	134 X 156		SF600HTM	10	
5-3/4" X 6-5/8"	146 X 169		SF650HTM	10	
6-1/4" X 7-1/8"	159 X 181		SF700HTM	10	
6-3/4" X 7-5/8"	172 X 194		SF750HTM	10	
7-1/4" X 8-1/8"	184 X 207		SF800HTM	10	
7-3/4" X 8-5/8"	197 X 219		SF850HTM	10	
8-1/4" X 9-1/8"	210 X 232		SF900HTM	10	

CONSTANT TORQUE CLAMPS w/LINER

Torque Rating: 90 inch pounds

Stainless Steel - (PER PKG - 10)					
Inch Size	Metric MMSize	Screw Type	Part #	Per Pkg	List
SS 301 Band, SS 410 Screw w/Liner					
9/16" X 1-1/16"	15 X 27		SF9410CT	10	
11/16" X 1-1/4"	18 X 32		SF9412CT	10	
13/16" X 1-1/2"	21 X 38		SF9416CT	10	
13/16" X 1-3/4"	21 X 45		SF9420CT	10	
1-1/16" X 2"	27 X 51		SF9424CT	10	
Heavy Duty - SS 301 Band, SS 410 Screw w/Liner					
1" X 1-3/4"	26 X 45		SF175CTL	10	
1-1/4" X 2-1/8"	32 X 54		SF200CTL	10	
1-3/4" X 2-5/8"	45 X 67		SF250CTL	10	
2-1/4" X 3-1/8"	57 X 80		SF300CTL	10	
2-3/4" X 3-5/8"	70 X 92		SF350CTL	10	
3-1/4" X 4-1/8"	83 X 105		SF400CTL	10	
3-3/4" X 4-5/8"	96 X 118		SF450CTL	10	
4-1/4" X 5-1/8"	108 X 131		SF500CTL	10	
4-3/4" X 5-5/8"	121 X 143		SF550CTL	10	
5-1/4" X 6-1/8"	134 X 156		SF600CTL	10	
5-3/4" X 6-5/8"	146 X 169		SF650CTL	10	
6-1/4" X 7-1/8"	159 X 181		SF700CTL	10	
6-3/4" X 7-5/8"	172 X 194		SF750CTL	10	
7-1/4" X 8-1/8"	184 X 207		SF800CTL	10	
7-3/4" X 8-5/8"	197 X 219		SF850CTL	10	
8-1/4" X 9-1/8"	210 X 232		SF900CTL	10	

LINER CLAMPS FOR SOFT SILICONE



Torque Rating: 90 inch pounds

Stainless Steel - (PER PKG - 10)					
Inch Size	Metric MM Size	Screw Type	Part #	Per Pkg	List
For Soft Silicone - SS 301 Band, SS 410 Screw					
7/16" X 25/32"	12 X 20		SF9406	10	
1/2" X 29/32"	13 X 23		SF9408	10	
9/16" X 1-1/16"	15 X 27		SF9410	10	
11/16" X 1-1/4"	18 X 32		SF9412	10	
13/16" X 1-1/2"	21 X 39		SF9416	10	
13/16" X 1-3/4"	21 X 45		SF9420	10	
1-1/16" X 2"	27 X 51		SF9424	10	
1-5/16" X 2-1/4"	33 X 58		SF9428	10	
1-9/16" X 2-1/2"	40 X 64		SF9432	10	
1-13/16" X 2-3/4"	46 X 70		SF9436	10	
2-1/16" X 3"	53 X 77		SF9440	10	
2-5/16" X 3-1/4"	59 X 83		SF9444	10	
2-9/16" X 3-1/2"	65 X 89		SF9448	10	
2-13/16" X 3-3/4"	72 X 96		SF9452	10	
3-1/16" X 4"	78 X 102		SF9456	10	
3-5/16" X 4-1/4"	84 X 108		SF9460	10	
3-9/16" X 4-1/2"	91 X 115		SF9464	10	
4-1/8" X 5"	105 X 127		SF9472	10	
4-5/8" X 5-1/2"	118 X 140		SF9480	10	
5-1/8" X 6"	130 X 153		SF9488	10	
5-5/8" X 6-1/2"	143 X 165		SF9496	10	
6-1/8" X 7"	156 X 178		SF94104	10	

QUICK RELEASE

Inch Size	MM Size	Length	Carbon Steel - (PER PKG - 10)		301 SS - (PER PKG - 10)	
			Part #	List	Part #	List
1-32/64" X 3-32/64"	38 X 89	12.953"	QR048S		QR048SS	
1" X 4"	25 X 102	14.449"	QR056S		QR056SS	
2" X 5"	51 X 127	17.677"	QR072S		QR072SS	
2-4/64" X 6"	52 X 152	21.142"	QR088S		QR088SS	
3-32/64" X 6-36/64"	89 X 167	22.992"	QR096S		QR096SS	
2-56/64" X 7"	44 X 178	24.370"	QR104S		QR104SS	
1-48/64" X 8-36/64"	44 X 218	29.173"	QR128S		QR128SS	
2" X 10"	51 X 254	33.780"	QR152S		QR152SS	
2-4/64" X 12-20/64"	52 X 313	41.063"	QR188S		QR188SS	
10-12/64 X 14"	259 X 356	46.378"	QR216S		QR216SS	
10-48/64 X 16"	273 X 406	52.559"	QR248S		QR248SS	

PINCH ON CLAMP

Nominal Size	Inches Closed-Open	Metric MM Closed-Open	Zinc Plated - (PER PKG - 100)	
			Part #	List
1/4"	.197" to .276"	05 X 07	POC0507	
5/16"	.276" to .354"	07 X 09	POC0709	
7/16"	.354" to .433"	09 X 11	POC0911	
1/2"	.433" to .512"	11 X 13	POC1113	
9/16"	.512" to .591"	13 X 15	POC1315	
5/8"	.591" to .708"	15 X 18	POC1518	
3/4"	.669" to .787"	17 X 20	POC1720	
7/8"	.787" to .905"	20 X 23	POC2023	
1"	.905" to 1.063"	23 X 27	POC2327	
1-3/16"	1.102" to 1.220"	28 X 31	POC2831	
1-5/16"	1.220" to 1.339"	31 X 34	POC3134	
1-1/2"	1.457" to 1.575"	37 X 40	POC3740	
1-5/8"	1.575" to 1.693"	40 X 43	POC4043	
1-3/4"	1.693" to 1.811 "	43 X 46	POC4346	

LOCKING TOOLS

* Repair Tool Charge

F38 Locking Tool		
Features	Part #	List
- Portable hand tool used to apply 3/8" & 5/8" Fast-Lok Clamps.	F38	

KS001 Tool KA001 Adapter		
Features	Part #	List
- Use for K Clamps, with adapter can be used on 3/4" K Clamps. Also, to apply clamp-it continuous strapping and FL J clamps adapter.	KS001	
	KA001	

F40 Locking Tool		
Features	Part #	List
- Use to apply Punch type 3/8" & 5/8" Fast-Lok clamps. Order mallet separately.	F40	

F100 Locking Tool (Rev. F-1)		
Features	Part #	List
- Used to apply Punch Type Fast-Lok clamps. Complete with 3/8" adapter. Order mallet separately. For 5/8" and 3/8" wide clamps.	F100	

F225 Mallet		
Features	Part #	List
	F225	

F550 Clamp Cutter		
Features	Part #	List
- Used to remove clamps with minimum effort.	F550	

TOOLS PARTS

Detail	Qty Per Tool	Part #	List
Punch Head	1	FX201	
Punch	1	F202	
Punch Head Pin	1	F233	
Pusher Nose	1	F206	
Holding Dog	1	F207	
Pusher Nose Pin	1	F208	
Holding Dog Spring	1	F209	
Puller Links	2	FX211A	
Puller Links	2	FX211B	
Puller Link Pin	1	F212	
Pulling Dog	1	FY214	
Pulling Dog Spring	1	FY217	
Pulling Dog Pin	1	F233	
Ball Handle Assy.	1	FA220	
3/8" Clamp Adapter	1	F229HT	
Pusher Puller Assy.	1	FA231	
Retaining Rings	3	F242	
Cresent Ring	1	F232	
Punch Retainer Ring	1	F235	

Repair Kit (includes)		FY205K	
Pulling Dog	1	FY214	
Pulling Dog Spring	1	FY217	
Puller Links	2	FX211A	
Puller Links	2	FX211B	

Sliding Jack Replacement Kit No. FY205K

(Kit Fits the F1, F100, F175, & the C2 Tools)

STANDARD "F" SERIES PREFORMED CLAMPS (Punch Type Clamps)

Sold in box quantity only

Clamp ID	Clamps Per Pkg.	High-Carbon Galvanized			301 SS		
		Band Width & Thickness	Part #	List/100	Band Width & Thickness	Part #	List/100
13/16"	100	3/8" x .025"	F3		3/8" x .020"	FS3	
1-3/8"	100	3/8" x .025"	F311		3/8" x .020"	FS311	
1"	100	5/8" x .025"	F4		5/8" x .022"	FS4	
1-1/4"	100	5/8" x .025"	F5		5/8" x .022"	FS5	
1-1/2"	100	5/8" x .031"	F6		5/8" x .022"	FS6	
1-3/4"	100	5/8" x .031"	F7		5/8" x .022"	FS7	
2"	100	5/8" x .031"	F8		5/8" x .022"	FS8	
2-1/4"	100	5/8" x .031"	F9		5/8" x .022"	FS9	
2-1/2"	50	5/8" x .031"	F10		5/8" x .022"	FS10	
2-3/4"	50	5/8" x .031"	F11		5/8" x .022"	FS11	
3"	50	5/8" x .031"	F12		5/8" x .022"	FS12	
3-1/2"	50	5/8" x .031"	F14		5/8" x .022"	FS14	
4"	25	5/8" x .031"	F16		5/8" x .022"	FS16	
4-1/2"	25	5/8" x .031"	F18		5/8" x .022"	FS18	
5"	25	5/8" x .031"	F20		5/8" x .022"	FS20	
6"	25	5/8" x .031"	F24		5/8" x .022"	FS24	
7"	25	5/8" x .031"	F28		5/8" x .022"	FS28	
8"	25	5/8" x .031"	F32		5/8" x .022"	FS32	

"K" CLAMPS SERIES PREFORMED CLAMPS

Sold in box quantity only

Clamp Dia.	Clamps Per Pkg.	3/8" & 5/8" (Nominal) High-Carbon Electro - Galvanized Steel			3/8" & 5/8" (Nominal) Type 301 - Stainless Steel			3/4" x .030 Galvanized Steel			3/4" x .030 Type 301 - Stainless Steel		
		Band Width & Thickness	Part #	List/100	Band Width & Thickness	Part #	List/100	Band Width & Thickness	Part #	List/100	Band Width & Thickness	Part #	List/100
13/16"	100	3/8" x .025"	K3		3/8" x .020"	KS3		---	---		---	---	
1-1/2"	100	3/8" x .025"	K311		3/8" x .020"	KS311		---	---		---	---	
1"	100	5/8" x .030"	K4		5/8" x .022"	KS4		---	---		---	---	
1-1/4"	100	5/8" x .030"	K5		5/8" x .022"	KS5		---	---		---	---	
1-1/2"	100	5/8" x .030"	K6		5/8" x .022"	KS6		---	---		---	---	
1-3/4"	100	5/8" x .030"	K7		5/8" x .022"	KS7		---	---		---	---	
2"	100	5/8" x .030"	K8		5/8" x .022"	KS8		3/4" X .030"	K87500		3/4" X .030"	KS87501	
2-1/4"	100	5/8" x .030"	K9		5/8" x .022"	KS9		3/4" X .030"	K97500		3/4" X .030"	KS97501	
2-1/2"	50	5/8" x .030"	K10		5/8" x .022"	KS10		3/4" X .030"	K107500		3/4" X .030"	KS107501	
2-3/4"	50	5/8" x .030"	K11		5/8" x .022"	KS11		3/4" X .030"	K117500		3/4" X .030"	KS117501	
3"	50	5/8" x .030"	K12		5/8" x .022"	KS12		3/4" X .030"	K127500		3/4" X .030"	KS127501	
3-1/2"	50	5/8" x .030"	K14		5/8" x .022"	KS14		3/4" X .030"	K147500		3/4" X .030"	KS147501	
4"	25	5/8" x .030"	K16		5/8" x .022"	KS16		3/4" X .030"	K167500		3/4" X .030"	KS167501	
4-1/2"	25	5/8" x .030"	K18		5/8" x .022"	KS18		3/4" X .030"	K187500		3/4" X .030"	KS187501	
5"	25	5/8" x .030"	K20		5/8" x .022"	KS20		3/4" X .030"	K207500		3/4" X .030"	KS207501	
6"	25	5/8" x .030"	K24		5/8" x .022"	KS24		3/4" X .030"	K247500		3/4" X .030"	KS247501	
7"	25	5/8" x .030"	K28		5/8" x .022"	KS28		3/4" X .030"	K287500		3/4" X .030"	KS287501	
8"	25	5/8" x .030"	K32		5/8" x .022"	KS32		3/4" X .030"	K327500		3/4" X .030"	KS327501	

CLAMP-IT STRAPPING 100'

Width & Thickness	Box Qnty	301 Stainless Steel		Galvanized Steel	
		Part #	List	Part #	List
3/8" x .025"	1	SS3751		SG3750	
1/2" x .030"	1	SS5001		SG5000	
5/8" x .030"	1	SS6251		SG6250	
3/4" x .030"	1	SS7501		SG7500	

CLAMP BUCKLES

Sold in box quantity only

Width	Box Qnty	301 Stainless Steel		Galvanized Steel	
		Part #	List	Part #	List
3/8"	100	CS3751		CG3750	
1/2"	100	CS5001		CG5000	
5/8"	100	CS6251		CG6250	
3/4"	100	CS7501		CG7500	

OPEN END CLAMPS

Sold in box quantity only

Clamp Dia.	Clamps Per Pkg.	Galvanized Steel			Type 301 Stainless Steel		
		Band Width & Thickness	Part #	List	Band Width & Thickness	Part #	List
5/8"							
3"	50	5/8" x .031"	FO12		5/8" x .022"	FOS12	
3-1/2"	50	5/8" x .031"	FO14		5/8" x .022"	FOS14	
4"	50	5/8" x .031"	FO16		5/8" x .022"	FOS16	
4-1/2"	50	5/8" x .031"	FO18		5/8" x .022"	FOS18	
5"	25	5/8" x .031"	FO20		5/8" x .022"	FOS20	
6"	25	5/8" x .031"	FO24		5/8" x .022"	FOS24	
7"	25	5/8" x .031"	FO28		5/8" x .022"	FOS28	
8"	25	5/8" x .031"	FO32		5/8" x .022"	FOS32	
9"	25	5/8" x .031"	FO36		5/8" x .022"	FOS36	
10"	25	5/8" x .031"	FO40		5/8" x .022"	FOS40	
12"	25	5/8" x .031"	FO48		5/8" x .022"	FOS48	

"J" SERIES CLAMPS (Requires No Hammering)

Sold in box quantity only

Clamp Dia.	Clamps Per Pkg.	Stainless Steel FLJ Preformed			Stainless Steel FLJS Smooth I.D.		
		Band Width & Thickness	Part #	List/100	Band Width & Thickness	Part #	100
3/8"							
13/16"	100	3/8" x .025"	FLJ201		---	---	---
1"	100	3/8" x .025"	FLJ243		---	---	---
1-3/8"	100	3/8" x .025"	FLJ202		---	---	---
2"	100	3/8" x .025"	FLJ245		---	---	---
3"	100	3/8" x .025"	FLJ246		---	---	---
5/8"							
1"	100	5/8" x .030"	FLJ203		5/8 x .030"	FLJS203	
1-1/4"	100	5/8" x .030"	FLJ204		5/8 x .030"	FLJS204	
1-1/2"	100	5/8" x .030"	FLJ205		5/8 x .030"	FLJS205	
1-3/4"	100	5/8" x .030"	FLJ206		5/8 x .030"	FLJS206	
2"	100	5/8" x .030"	FLJ207		5/8 x .030"	FLJS207	
2-1/4"	100	5/8" x .030"	FLJ208		5/8 x .030"	FLJS208	
2-1/2"	100	5/8" x .030"	FLJ209		5/8 x .030"	FLJS209	
3/4"							
2"	100	3/4" X .030"	FLJ227		3/4" X .030"	FLJS227	
2-3/4"	50	3/4" X .030"	FLJ210		3/4" X .030"	FLJS210	
3"	50	3/4" X .030"	FLJ211		3/4" X .030"	FLJS211	
3-1/2"	50	3/4" X .030"	FLJ212		3/4" X .030"	FLJS212	
4"	50	3/4" X .030"	FLJ213		3/4" X .030"	FLJS213	
4-1/2"	25	3/4" X .030"	FLJ214		3/4" X .030"	FLJS214	
5"	25	3/4" X .030"	FLJ215		3/4" X .030"	FLJS215	
6"	25	3/4" X .030"	FLJ216		3/4" X .030"	FLJS216	
7"	25	3/4" X .030"	FLJ218		3/4" X .030"	FLJS218	
8"	25	3/4" X .030"	FLJ219		3/4" X .030"	FLJS219	

POWER SEAL GENERAL PURPOSE INDUSTRIAL CLAMPS

Sold in pkg qty - 10

Torque Rating:
Carbon Steel - 25-37 inch pounds
SS - 30-45 inch pounds

Band 301 SS - Housing 302 SS - Carbon Steel Screw				
Inch Size	Metric MM Size	Screw Type	Part #	List
Miniatures 3-Piece Construction 5/16" Band				
7/32" X 5/8"	5.5 x 16		03504	
7/16" X 25/32"	11 X 20		03506	
1/2" X 29/32"	13 X 23		03508	
9/16" X 1-1/16"	14 X 27		03510	
Full Size 3-Piece Construction 1/2" Band				
7/16" X 25/32"	11 X 20		62006	
1/2" X 29/32"	13 X 23		62008	
9/16" X 1-1/16"	14 X 27		62010	
11/16" X 1-1/4"	17 X 32		62012	
13/16" X 1-1/2"	21 X 38		62016	
13/16" X 1-3/4"	21 X 44		62020	
1-1/16" X 2"	27 X 51		62024	
1-5/16" X 2-1/4"	33 X 57		62028	
1-9/16" X 2-1/2"	40 X 64		62032	
1-13/16" X 2-3/4"	46 X 70		62036	
2-1/16" X 3"	52 X 76		62040	
1/2" Band				
2-5/16" X 3-1/4"	59 X 83		62044	
2-9/16" X 3-1/2"	65 X 89		62048	
2-13/16" X 3-3/4"	71 X 95		62052	
3-1/16" X 4"	78 X 102		62056	
3-5/16" X 4-1/4"	84 X 108		62060	
3-9/16" X 4-1/2"	91 X 114		62064	
1-7/8" X 5"	48 X 127		62072	
2-1/2" X 5-1/2"	64 X 140		62080	
3-1/8" X 6"	79 X 152		62088	
3-5/8" X 6-1/2"	92 X 165		62096	
4-1/8" X 7"	105 X 178		62104	

Band, Housing, and Screw Carbon Steel Zinc plated

Sold in pkg qty - 10

Torque Rating:
Carbon Steel - 25-37 inch pounds
SS - 30-45 inch pounds

Band 301 SS - Housing 302 SS - 410 SS Screw				
Inch Size	Metric MM Size	Screw Type	Part #	List
Miniatures 3-Piece Construction 5/16" Band				
7/32" X 5/8"	5.5 x 16		03604	
7/16" X 25/32"	11 X 20		03606	
1/2" X 29/32"	13 X 23		03608	
9/16" X 1-1/16"	14 X 27		03610	
Full Size 3-Piece Construction 1/2" Band				
7/16" X 25/32"	11 X 20		64006	
1/2" X 29/32"	13 X 23		64008	
9/16" X 1-1/16"	14 X 27		64010	
11/16" X 1-1/4"	17 X 32		64012	
13/16" X 1-1/2"	21 X 38		64016	
13/16" X 1-3/4"	21 X 44		64020	
1-1/16" X 2"	27 X 51		64024	
1-5/16" X 2-1/4"	33 X 57		64028	
1-9/16" X 2-1/2"	40 X 64		64032	
1-13/16" X 2-3/4"	46 X 70		64036	
2-1/16" X 3"	52 X 76		64040	
1/2" Band				
2-5/16" X 3-1/4"	59 X 83		64044	
2-9/16" X 3-1/2"	65 X 89		64048	
2-13/16" X 3-1/2"	71 X 95		64052	
3-1/16" X 4"	78 X 102		64056	
3-5/16" X 4-1/4"	84 X 108		64060	
3-9/16" X 4-1/2"	91 X 114		64064	
1-7/8" X 5"	48 X 127		64072	
2-1/2" X 5-1/2"	64 X 140		64080	
3-1/8" X 6"	79 X 152		64088	
3-5/8" X 6-1/2"	92 X 165		64096	
4-1/8" X 7"	105 X 178		64104	

Band, Housing and Screw 304 SS

MAKE-A-CLAMP UNIVERSAL CLAMP KIT

Contents	Packed	Wt. Per Ctn.	Screw Type	Part #	List
Retail card, 8 1/2 Ft. band, 3 adj. fasteners, 1 band splice	10 cards/box, 5 boxes (50 cards) per carton	28		4000	
100 Ft. band, 25 adj. fasteners, 10 band splices	6 kits to std. carton	32		4001	
50 Ft. band, 10 adj. fasteners, 5 band splices	6 kits to std. carton	18		4002	
Box of 25 adj. fasteners	10 boxes to std. ctn. (250 fasteners)	16		4003	
Box of 10 adj. fasteners	20 boxes to std. ctn. (200 fasteners)	13		4004	
Box with 100 Ft. band, 10 splices	6 boxes to standard carton	22		4005	
Box with 50 Ft. band, 5 band splices	6 boxes to standard carton	12		4006	
6" demonstrator disc with clamp	Packed by the unit	4 oz.		4007	
Box of 10 band splices	10 boxes (100 band splices)	13 oz.		4008	

AERO-SEAL INDUSTRIAL CLAMPS

Sold in pkg qty - 10

Torque Rating:
Carbon Steel - 25 - 37 inch pounds
SS - 30 - 45 inch pounds

Inch Size	Band 301 SS - Housing 302 SS - Carbon Screw			Band 301 SS - Housing 302 SS - 410 SS Screw		
	Screw Type	Part #	List	Screw Type	Part #	List
Miniatures 4-Piece Construction 5/16" Band						
7/32" X 5/8"	⬢	06504		⬡	06604	
7/16" X 25/32"	⬢	06506		⬡	06606	
1/2" X 29/32"	⬢	06508		⬡	06608	
9/16" X 1-1/16"	⬢	06510		⬡	06610	
Full Size 4-Piece Heavy Duty Construction 9/16" Band						
7/16" X 25/32"	⬢	100 06H		⬡	200 06H	
1/2" X 29/32"	⬢	100 08H		⬡	200 08H	
9/16" X 1-1/16"	⬢	100 10H		⬡	200 10H	
11/16" X 1-1/4"	⬢	100 12H		⬡	200 12H	
13/16" X 1-1/2"	⬢	100 16H		⬡	200 16H	
13/16" X 1-3/4"	⬢	100 20H		⬡	200 20H	
1-1/16" X 2"	⬢	100 24H		⬡	200 24H	
1-5/16" X 2-1/4"	⬢	100 28H		⬡	200 28H	
1-9/16" X 2-1/2"	⬢	100 32H		⬡	200 32H	
1-13/16" X 2-3/4"	⬢	100 36H		⬡	200 36H	
2-1/16" X 3"	⬢	100 40H		⬡	200 40H	
2-5/16" X 3-1/4"	⬢	100 44H		⬡	200 44H	
2-9/16" X 3-1/2"	⬢	100 48H		⬡	200 48H	
2-13/16" X 3-3/4"	⬢	100 52H		⬡	200 52H	
3-1/16" X 4"	⬢	100 56H		⬡	200 56H	
3-5/16" X 4-1/4"	⬢	100 60H		⬡	200 60H	
3-9/16" X 4-1/2"	⬢	100 64H		⬡	200 64H	
1-7/8" X 5"	⬢	100 72H		⬡	200 72H	
2-1/2" X 5-1/2"	⬢	100 80H		⬡	200 80H	
3-1/8" X 6"	⬢	100 88H		⬡	200 88H	
3-5/8" X 6-1/2"	⬢	100 96H		⬡	200 96H	
4-1/8" X 7"	⬢	100 104H		⬡	200 104H	
5-5/8" X 8"-1/2	⬢	100 128H		⬡	200 128H	
7-1/8" X 10"	⬢	100 152H		⬡	200 152H	
9-3/8" X 12-1/4"	⬢	100 188H		⬡	200 188H	

Band 301SS/Housing 302SS/Screw Carbon Steel Band 301SS/Housing 302SS/Screw 410SS

HI TORQUE H.D.

Sold in pkg qty - 10

Torque Rating: 90 inch pounds

Inch Size	All Stainless Steel		
	Screw Type	Part #	List
1" x 1-3/4"	⬡	HTM 175	
1-1/4" x 2-1/8"	⬡	HTM 200	
1-3/4" X 2-5/8"	⬡	HTM 250	
2-1/4" X 3-1/8"	⬡	HTM 300	
2-3/4" X 3-5/8"	⬡	HTM 350	
3-1/4" X 4-1/8"	⬡	HTM 400	
3-3/4" X 4-5/8"	⬡	HTM 450	
4-1/4" X 5-1/8"	⬡	HTM 500	
4-3/4" X 5-5/8"	⬡	HTM 550	
5-1/4" X 6-1/8"	⬡	HTM 600	
6-1/4" X 7-1/8"	⬡	HTM 700	
6-3/4" X 7-5/8"	⬡	HTM 750	
7-3/4" X 8-5/8"	⬡	HTM 850	
8-1/4" X 9-1/8"	⬡	HTM 900	
---	⬡	---	---
---	⬡	---	---

Stainless Band & Screw

HI TORQUE W/LINER

Sold in pkg qty - 10

Torque Rating: 90 inch pounds

Inch Size	All Stainless Steel		
	Screw Type	Part #	List
1" x 1-3/4"	⬡	HTM 175L	
1-1/4" x 2-1/8"	⬡	HTM 200L	
1-3/4" X 2-5/8"	⬡	HTM 250L	
2-1/4" X 3-1/8"	⬡	HTM 300L	
2-3/4" X 3-5/8"	⬡	HTM 350L	
3-1/4" X 4-1/8"	⬡	HTM 400L	
3-3/4" X 4-5/8"	⬡	HTM 450L	
4-1/4" X 5-1/8"	⬡	HTM 500L	
4-3/4" X 5-5/8"	⬡	HTM 550L	
5-1/4" X 6-1/8"	⬡	HTM 600L	
5-3/4" X 6-5/8"	⬡	HTM 650L	
6-1/4" X 7-1/8"	⬡	HTM 700L	
6-3/4" X 7-5/8"	⬡	HTM 750L	
7-1/4" X 8-1/8"	⬡	HTM 800L	
7-3/4" X 8-5/8"	⬡	HTM 850L	
8-1/4" X 9-1/8"	⬡	HTM 900L	

Stainless Band/Stainless Screw

SOFT/SILICONE- LINER CLAMP

Sold in pkg qty - 10

Inch Size	All Stainless Steel	
	Part #	List
7/16" X 25/32"	9406	
1/2" X 29/32"	9408	
9/16" X 1-1/16"	9410	
11/16" X 1-1/4"	9412	
13/16" X 1-1/2"	9416	
13/16" X 1-3/4"	9420	
1-1/16" X 2"	9424	
1-5/16" X 2-1/4"	9428	
1-9/16" X 2-1/2"	9432	
1-13/16" X 2-3/4"	9436	
2-1/16" X 3"	9440	
2-5/16" X 3-1/4"	9444	
2-9/16" X 3-1/2"	9448	
2-13/16" X 3-3/4"	9452	
3-1/16" X 4"	9456	
3-5/16" X 4-1/4"	9460	
3-9/16" X 4-1/2"	9464	
4-1/8" X 5"	9472	
4-5/8" X 5-1/2"	9480	
5-1/8" X 6"	9488	
5-5/8" X 6-1/2"	9496	
6-1/8" X 7"	94104	

Liner Clamps for Soft/ Silicone:
Protects soft surface hose (silicone & others) from damage caused by extrusion or shearing through the band slots.

Stainless Band/Stainless Screw

CONSTANT TORQUE

Sold in pkg qty - 10

Inch Size	All Stainless Steel	
	Part #	List
AERO-SEAL: for use on small diameter applications -torque rated 30-70 in./lbs.		
9/16" X 1-1/16"	CT 9410	
11/16" X 1-1/4"	CT 9412	
13/16" X 1-1/2"	CT 9416	
13/16" X 1-3/4"	CT 9420	
1-1/16" X 2"	CT 9424	
Heavy Duty: for use on large diameter applications - torque rated 50-125 in./lbs..		
1" X 1-3/4"	CT 175L	
1-1/4" X 2-1/8"	CT 200L	
1-3/4" X 2-5/8"	CT 250L	
2-1/4" X 3-1/8"	CT 300L	
2-3/4" X 3-5/8"	CT 350L	
3-1/4" X 4-1/8"	CT 400L	
3-3/4" X 4-5/8"	CT 450L	
4-1/4" X 5-1/8"	CT 500L	
4-3/4" X 5-5/8"	CT 550L	
5-1/4" X 6-1/8"	CT 600L	
5-3/4" X 6-5/8"	CT 650L	
6-1/4" X 7-1/8"	CT 700L	
6-3/4" X 7-5/8"	CT 750L	
7-1/4" X 8-1/8"	CT 800L	
7-3/4" X 8-5/8"	CT 850L	
8-1/4" X 9-1/8"	CT 900L	

Torque Rating: 90 inch pounds

Costant-Torque: Clamps are designed to stop or greatly minimize hose cold-flow leaks.

Stainless Band/Stainless Screw

2 EAR

Sold in bag qty of 100

Size	Inches Closed-Open	304 SS			Zinc Plated		
		Part #	Old #	List/	Part #	Old #	List/100 per bag
5/32”	.122” to .161”	15100000	(0041R)		10100000	(0041)	
11/64”	.138” to .177”				10100001	(0045)	
3/16”	.134” to .197”	15100002	(0305R)		10100002	(0305)	
1/4”	.197” to .276”	15100003	(0507R)		10100004	(0507)	
5/16”	.276” to .354”	15100004	(0709R)		10100008	(0709)	
3/8”	.319” to .433”	15100023	(0811R)		10100011	(0811)	
-	-	-	-		-	-	
1/2”	.433” to .512”	15100006	(1113R)		10100016	(1113)	
9/16”	.492” to .591”	15100007	(1315R)		10100019	(1315)	
19/32”	.551” to .669”	15100008	(1517R)		10100022	(1517)	
5/8”	.591” to .709”	15100009	(1518R)		10100024	(1518)	
3/4”	.638” to .787”	15100010	(1720R)		10100027	(1720)	
13/16”	.709” to .866”	15100011	(1922R)		10100029	(1922)	
7/8”	.748” to .906”	15100012	(2023R)		10100030	(2023)	
15/16”	.827” to .984”	15100013	(2225R)		10100032	(2225)	
1”	.886” to 1.063”	15100014	(2327R)		10100034	(2327)	
1-1/16”	.984” to 1.102”	15100015	(2528R)		10100035	(2528)	
1-1/8”	1.035” to 1.221”	15100016	(2731R)		10100037	(2731)	
-	-	-			-	-	
1-5/16”	1.220” to 1.339”	15100018	(3134R)		10100041	(3134)	
1-7/16”	1.260” to 1.457”	15100019	(3437R)		10100043	(3437)	
1-1/2”	1.457” to 1.575”	15100020	(3740R)		10100045	(3740)	
1-5/8”	1.575” to 1.693”	15100021	(4043R)		10100047	(4043)	
1-3/4”	1.693” to 1.811 “	15100022	(4346R)		10100049	(4346)	

OETIKER HOSE CUTTER

Details	Part #	List
Hose Cutter	14100078	
Replacement Blades (2 per pk)	14100079	

OETIKER PINCERS - FOR 2 EAR CLAMPS

Details	Part #	List
Straight Jaw Pincers	14100396	
Side Jaw Pincers	14100387	

1 EAR

Oetiker 1-Ear Clamps are intended for low pressure applications such as automotive, appliances, industrial machinery, underground irrigation systems, etc. They are specifiy designed for mass production applications where inexpensive clamps are needed.

Oetiker has the ear with a “dimple”. This simple design difference not only adds increased strength to the grip of the clamp, it also creates a spring-like action which permits the clamps to “breathe” without loosening. We also believe that the mechanical look of the Oetiker 1-Ear Clamp is superior to any other joint. Spotwelding techniques are not used and therefore the possibility of failure due to corrosion at the spot weld is eliminated.

PRESSURE: As a guideline, Oetiker 1-Ear Clamps (210R) have held 30 bar -441 psi. This was done using a static water pressure test.

MATERIALS: Zinc plated clamps are made of 1008/1010 carbon steel, hot dipped and galvanized to designation G90 (ASTM A 525). It will withstand a salt spray test of 96 hours.

Sold in bag qty of 100

- Zinc Plated Clamps wall thickness, .0295 inches (0.75mm)

- Width .276 inches (0.7mm)

Size	Inches Closed-Open	Zinc Plated	
		Part #	List
3/8"	.350” to .413”	10500000 (105)	
7/16"	.382” to .445”	10500001 (113)	
15/32"	.409” to .484”	10500002 (123)	
1/2”	.469” to .524”	10500003 (133)	
35/64"	.472” to .551”	10500006 (140)	
9/16"	.496” to .571”	10500007 (145)	
5/8"	.543” to .618”	10500008 (157)	
11/16"	.595” to .669”	10500009 (170)	
23/32"	.618” to .728”	10500010 (185)	
3/4"	.669” to .780”	10500011 (198)	
13/16"	.717” to .827”	10500012 (210)	
7/8"	.780” to .890”	10500013 (226)	
15/16"	.839” to .949”	10500014 (241)	
1"	.898” to 1.008”	10500015 (256)	
1-1/16"	.945” to 1.067”	10500016 (271)	
1-1/8"	1.004” to 1.126”	10500017 (286)	
1-3/16"	1.063” to 1.185”	10500018 (301)	
1-1/4"	1.122” to 1.244”	10500019 (316)	
1-5/16"	1.181” to 1.303”	10500020 (331)	
1-3/8"	1.240” to 1.362”	10500021 (346)	
1-7/16"	1.299” to 1.421”	10500323 (361)	
1-15/32"	1.358” to 1.480”	10500023 (376)	
1-1/2"	1.378” to 1.500”	10500024 (381)	
1-9/16"	1.437” to 1.559”	10500025 (396)	
1-5/8"	1.492” to 1.614”	10500026 (410)	
1-11/16"	1.551” to 1.673”	10500027 (425)	
1-23/32"	1.610” to 1.732”	10500028 (440)	
1-3/4"	1.669” to 1.791”	10500029 (455)	
1-13/16"	1.728” to 1.850”	10500030 (470)	
1-7/8"	1.787” to 1.909”	10500031 (485)	
1-15/16"	1.847” to 1.969”	10500032 (500)	
2"	1.905” to 2.028”	10500033 (515)	
2-1/16"	1.906” to 2.087”	10500034 (530)	
2-1/8"	2.024” to 2.146”	10500035 (545)	
2-3/16"	2.083” to 2.205”	10500036 (560)	

SECURITY CHAINS w/"S" HOOKS

Details	Part #	List	Features
6'' Brass Chain w/S-Hook	CH600BR		- Security chains with two "S" hooks can be used for attaching Dust Plugs and Dust Caps to valves, faucets, or other equipment. - Standard chain length is 6'' for coupling sizes 3/4'' through 2-1/2'', 12'' for sizes 3'' and above.
12' Brass Chain w/S-Hook	CH1200BR		
6'' Stainless Steel Chain w/S-Hook	CH600SS		
8'' Stainless Steel Chain w/S-Hook	CH800SS		
12'' Stainless Steel Chain w/S-Hook	CH1200SS		

LANYARDS

Details	Plated Carbon Steel & Nylon		
	Part #	List	Features
Safety Clips - (100 pk)	SPF 175		
Safety Lanyards - (100 pk)	SPF 176		

- Suggested for use with all Universal Crowfeet and Sandblast Couplings·

VELCRO CAM LOCK STRAPS

Details	Nylon				
	Size	Blue Part #	Green Part #	List	Features
12" Velcro Strap	1" - 1-1/2"	CGS12	CGS12G		- Helps to reduce the chance of sudden disconnect
18" Velcro Strap	2" - 3"	CGS18	CGS18G		
24" Velcro Strap	4" - 5"	CGS24	CGS24G		
36" Velcro Strap	6" - 8"	CGS36	CGS36G		

SAFTEY CABLE- HOSE TO TOOL

SAFTETY CABLE- HOSE TO HOSE

Details	Plated Carbon Steel			316 SS		
	Hose Size	Part #	List	Part #	List	Features
1/8" cable X 20" long	1/2" - 1-1/4"	WCT 1B		WCT 1SS		- Can be used in many applications such as Sandblast, Textile and Wire Air hose.
3/16" cable X 28" long	1/2" - 2"	WCT 3B		WCT 3SS		
1/4" cable X 38" long	1-1/2" - 3"	WCT 2B		WCT 2SS		
3/8" cable X 44" long	4"	WCT 4B		WCT 4SS		

SAFTEY CABLE- HOSE TO HOSE

Details	Plated Carbon Steel			316 SS		
	Hose Size	Part #	List	Part #	List	Features
1/8" cable X 20" long	1/2" - 1-1/4"	WC 1B		WC 1SS		- Can be used in many applications such as Sandblast, Textile and Wire Air hose.
1/4" cable X 38" long	1-1/2" - 3"	WC 2B		WC 2SS		
3/16" cable X 28" long	1/2" - 2"	WC 3B		WC 3SS		
3/8" cable X 44" long	4"	WC 4B		WC 4SS		

WARNING:

SAFETY CABLE: **USE "SAFETY CABLE" TO HELP PREVENT ACCIDENTS OR INJURY RESULTING FROM HOSE OR COUPLING FAILURE.**

A positive Safeguard for Air Hose Connections - Helps you Meet Today's Safety Standards. These strong steel cables prevent hose whip in case of accidental separation of coupling or clamp device. "SAFETY CABLE" reaches across the hose fittings to provide standby safety for hose. Spring-loaded loops in the cable ends open easily to pass over the couplings for a firm grip on the hose. "SAFETY CABLE" should be installed in the extended position (no slack). Maximum Working Pressure: **200 psi for Air.**

S'MOOTH™ THREAD SEALANT W/PTFE

Size	Plastic-Brush Top Container		
	Part #	List	Features
1/4 Pt. Plastic-Brush Top	15005		- Plastic-Brush Top - Fast drying - Non-toxic, non-corrosive - Food Grade compliant, suitable for incidental food contact under FDA Regulation CFR 175.300 - Suitable for uses in potable water - Long service life and good chemical resistance - Excellent lubrication, eases assembly, resists
1/2 Pt. Plastic-Brush Top	15008		
1 Pt. Plastic-Brush Top	15018		

S'MOOTH™ is a general-purpose metal pipe thread sealant for industrial and residential use. This white paste has a smooth consistency and no grit.

Applications:
Pipe thread sealant for 1/2" to 2" NPT metal piping. For 1-1/2" to 2" NPT, we recommend putting a thin coating on both the female and male threads. For systems carrying potable water, steam, compressed air, natural gas, sprinkler systems, gasoline, diesel fuel, kerosene, heating oil, propane, anti-freeze solutions, refrigeration gases, dilute acids, caustics and many other common chemicals. Use for repair and maintenance in may industries including marine, automotive, plumbing, pool and spa, food service, agricultural, institutional, municipal and utilities.

COP-GRAF™ COPPER & GRAPHITE BASED

Size	Plastic-Brush Top Container		
	Part #	List	Features
8 oz. - Plastic-Brush Top	11010		- Protects against rust and corrosion Reduces friction--Provides constant torque/tension - Speeds assembly of disassembly - Prevents seizing, galling and cold welding - Retards galvanic action between dissimilar metals - Resists salt water corrosion - Compatible with all types of metals/most
1 lb. - Plastic-Brush Top	11018		

Cop-Graf is a top quality anti-seize compound composed of pure copper particles and graphite in a high heat resistant carrier. It is designed to lubricate and protect threaded connections and flanges at temperatures to 1800° F (980° C) and extreme load pressure conditions. Cop-Graf has water resistant and anti-oxidant properties that prevent seizing and galling, while protecting against rust and corrosion. Cop-Graf does not separate. It is non-dripping, non-hardening, permits quick, easy disassembly and removal of connection even after lengthy service or severe conditions. Stress, strain and time to disassemble are greatly diminished. Exceeds MIL-A-907 specifications.

PTFE JOINT SEALANT

Size	Roll		
	Part #	List	Features
1/4" X 50' PTFE Joint Sealant	28007		- Self-adhesive-easy to work - Flanges part easily - No re-torquing required - Will not deteriorate with age - Resists cold flow and creep - Reduces inventory of cut gaskets - Meets FDA requirements
3/8" X 25' PTFE Joint Sealant	28010		
1/2" X 15' PTFE Joint Sealant	28014		
3/4" X 15' PTFE Joint Sealant	28020		

PTFE Joint Sealant is a 100% expanded PTFE gasket material. It comes in a soft, pliable ribbon with a self-adhesive tape applied to one side. It is a tough, flexible and economical universal gasket that replaces cut gaskets in a variety of regular and service applications. PTFE joint sealant will not deteriorate with age. It is unaffected by common chemicals, will withstand pressures up to 3,000 psi and temperatures -450° F to +600° F (-268° C to +316° C). This unique material is highly compressible and will fill severe irregularities in sealing surfaces.

Applications:
Flanges, pump and compressor housings, heat exchanger, manhole covers, on rough or irregular surfaces, FRP vessels, steam vessel flanges, concrete lids, glass joints, food service and processes PTFE joint sealant is spooled in a range of sizes from 1 to 25 mm in diameter (3/64" to 1"). Cut material with scissors and apply to sealing surface. Self-adhesive strip will hold firmly in place. Available in: spools of 1/4", 3/8", 1/2", and 3/4" diameters.

PTFE JOINT SEALANT

Size	Plastic-Brush Top Container		
	Part #	List	Features
8 oz. - Plastic-Brush Top	13008		- Offers maximum protection from acids, caustics, chemicals, andextreme heat - Eliminates galling and cold welding - Protects against corrosion and oxidation - Reduces friction and lowers torque - Provides a nickel plating as a barrier between metal surfaces
1 lb. - Plastic-Brush Top	13018		

Nickel-Graf is a premium quality anti-seize lubricant designed especially for maximum resistance to the most corrosive and extreme temperature environments. Performs to temperatures of 2600° F (1426° C). Nickel-Graf is composed of pure colloidal nickel and graphite flakes dispensed in a superior high performance petroleum carrier. It does not contain any copper, lead or molydisulfide. Nickel-Graf will not poison catalyst beds, reaction chambers or special alloy fittings. It is safe to use with anhydrous ammonia, acetylene and other vinyl monomers. Exceeds MIL-A-907 specifications.

PTFE TAPE

Size	Roll				
	Color	Qnty - Carton	Part #	List	Features
1/2" x 260"	White	100 rolls	*26130		- More economiy suited for some markets, Low Density PTFE thread seal tape compliments our line of premium Poly-Temp® tapes. Still made with virgin PTFE (Polytetrafluoroethylene), this tape remains flexible, is a thread sealant for all services, chemiy inert, non-hardening, and withstands temperature ranges between -400° to 500°F (-240° to 260°C). It is compatible with all pipe materials without exception, forms a permanent seal for the life of the connection, and is recommended for all pipe sizes (larger thread sizes require more wraps). Meets MIL-T-27730A
1/2" x 520"	White	100 rolls	*26135		
1/2" x 1296"	White	100 rolls	*26140		
3/4" x 260"	White	100 rolls	*26145		
3/4" x 520"	White	100 rolls	*26150		
1" x 520"	White	100 rolls	*26160		
1/2" x 260"	Gray	100 rolls	**46231		
1/2" x 260"	Yellow	100 rolls	**46330		
1/2" x 260"	Green	100 rolls	**26031M		
1/2" x 260"	Pink	100 rolls	**46430		

*Low Density PTFE - **Premium PTFE Tapes - 1/2" width

46231 GRAY STAINLESS STEEL PTFE THREAD SEAL TAPE
This tape has nickel pigment color added for use on all stainless steel fittings. Prevents galling, seizing or corrosion. A high density rating, this is the tape for coarse stainless steel threads. Also carries a temperature range of -450F to +550F. Exceeds Mil. Spec. T-27730A. UL Listed

46330 YELLOW GAS LINE PTFE THREAD SEAL TAPE
Designed for gas lines of all types... Natural gas, propane and butane lines. Meets gas company standards world wide. Full density (1.6) makes this the heaviest tape available. Seals threads easily and quickly with confidence. Has a temperature range of -450F to +550F. Exceeds Mil. Spec. T-27730A, UL Listed

26031M GREEN OXYGEN PTFE THREAD SEAL TAPE
Color coded green for oxygen applications. Grease free, density of 1.2 . This is the tape for all your oxygen lines. Will not support combustion. Temperature range of -450F to +550F. Exceeds Mil. Spec. T-27730A. UL Listed

46430 PINK PLUMBER'S TAPE
Same material as the POLY-TEMP® XHD, extra thick & extra density material for the quality-minded plumber, pipe-fitter, and contractor.

TFE™ PIPE THREAD SEALANT W/PTFE

***WARNING* - Do Not Use** on Oxygen Systems

Size	Plastic-Brush Top Container		
	Part #	List	Features
1/4 Pt. Plastic-Brush Top	14005		- Heavy-Duty Sealant - Non-Staining, Non-Hardening, Non-Toxic - Non-Dripping - can be applied to newly cut hot threads - Prevents corrosion, seizing and galling - Contains no solvents - Non-Corrosive - Self-Lubircating - Non-Hazardous
1/2 Pt. Plastic-Brush Top	14012		
1 Pt. Plastic-Plain Top	14018		
1Qt. Plastic-Plain Top	14025		

TFE is a superior grade, non-hardening, easy to apply, heavy duty pipe thread sealant. It is formulated to a thick paste consistency, fortified with an extra amount of PTFE and PTFE materials to insure a positive seal with less effort. TFE is designed for all pipe fitters, fabricators, plumbers and mechanical contractors. Because of its unique solids content, TFE fills thread imperfections and provides leak-proof joints that seal for the life of the connection.

TFE is recommended for pipe threads carrying water, steam, LP and natural gas, refrigerants, solvents, caustics, dilute acids, oils and diesel fuel. Withstands temperatures to 500°F (260°C) and pressures to 10,000 psi (Liquid), 2000 psi (gas).

Applications: All pipe and threaded connections-Cast Iron, Malleable, Brass, Copper, Stainless Steel, PVC, CPVC, ABS and Polypropylene.

ANTI-SEIZE SPECIAL™

Size	Aerosol		
	Part #	List	Features
12.5 oz.- Aerosol	18014		- Protect against rust and corrosion & Reduce friction - Speed assembly and disassembly - Resist seizing, galling, and cold welding - Retards galvanic action between dissimilar metals - Resists salt water corrosion - Compatible with all types of metals & most plastics - Non-hardening and non-dripping

Anti-Seize Special™ is a superior grade assembly compound and high pressure lubricant. This high quality aluminum, copper and graphite based anti-seize formula has unique particle shapes suspended in special carriers. It will protect metal parts under extreme heat, pressure and contaminating conditions to 2000° F (1095° C). Anti-seize Special is designed with ultra fine metallic and graphite particles enhancing a longer lasting protective film, resisting washout, burn-off and corrosion. Exceeds MIL-A-907 specifications.

Applications:
All nuts and bolts, bushings, centers, cam rollers, conveyors, couplings, dies, drills, fittings, flanges, gears, keyways, motors, press fits, pumps, shafts, sleeves, slides, spark plugs, taps, valves, wristpins, and more. They are used in steel mills, foundries, oil refineries, chemical plants, construction and farm equipment, autos, trucks (fleet maintenance), electric power and other utilities, oil drilling, mining, diesel and gasoline engines, marine motors, shipyards, paper mills, and machine shops.

ALL-PURPOSE 4-WAY™ LUBRICANT & PENTETRATING OIL

Size	Aerosol		
	Part #	List	Features
12 oz. Aerosol	17061		- Penetrates hard to reach places on contact - Frees and lubricates frozen and rusted parts - Inhibits rust and corrosion and protects metal surfaces - Displaces moisture - Cleans and degreases tools and equipment - Unique aerosol can be sprayed in any position

All-Purpose 4-Way is specially formulated to lubricate and penetrate, leaving parts with a protective anti-rust film. This quality lubricant protects metal parts which helps eliminate pounding and breakage during disassembly. All-Purpose 4-Way has no CFC's, chlorinated solvents or silicones.

Applications Include:
rozen nuts & bolts, auto and truck parts/engines, hand tools, farm equipment, marine engines, locks, hinges, fire arms, etc..

A.S.T. PENETRANT II™

Size	Aerosol		
	Part #	List	Features
12 oz. Aerosol * CFC free	17063		- Deep penetrating action. - Quickly attacks heavy rust, corrosion and mineral deposits. - Frees metal parts faster than other penetrants. - Reduces costs in time and labor. - Eliminates excessive parts breakage. - Jet stream delivery allows precision spraying.

A.S.T. Penetrant II is a heavy-duty, industrial strength penetrant. It quickly penetrates deep through rust, scale and corrosion on frozen nuts and bolts, threaded connections, machinery and tools. Frees metal parts faster than all ordinary penetrant / lubricants. A.s.t. Penetrant II has no cfc's chlorinated solvents or silicones.

Applications include:
Heavily rusted and corroded nuts and bolts, heavy equipment, farm and marine equipment, pumps, valves and couplings. Also excellent for rusted hand tools, machinery linkages, pipe joints and screwed connections.

CHAIN & CABLE LUBE

Size	Aerosol		
	Part #	List	Features
16 oz. Aerosol *CFC free	17040		- Multi-purpose, heavy-duty lubricant - Contains molybdenum disulfide for added wear resistance - Thick foam penetrates and clings to all surfaces - Provides a non-gumming protective film - Can be applied while machinery is running - Displaces water, eliminating moisture & preventing corrosion

Chain and Cable Lube is a heavy duty lubricant for reducing friction and wear. It is a mixture of penetrants, anti-oxidants, oils and grease; plus molybdenum disulfide which creeps into chain components and cable strands to provide excellent lubrication and rust protection. This lubricant forms a non-gumming thin film providing maximum lubrication and protection under severe conditions.

Applications include:
Roller chains and drives, hoists and conveyors, wire rope and cable, chain saws, sprockets, land and roller assemblies, hinges and many outdoor/indoor applications.

PTFE SPRAY LIGHT-COAT (Dry Lubricant & Release Agent)

Size	Aerosol		
	Part #	List	Features
10 oz. Aerosol *CFC free	17075		- Dry film lubricant and release agent - Not affected by most chemicals and solvents - Low coefficient of friction (.02) - Will not react or combine with process materials - Fast drying and non-staining - Will not freeze and withstands 500°F (260°C)

PTFE Spray Light-Coat is a multi-purpose PTFE powder lubricant that is non-staining and non-oily and will not collect dirt or dust. It is chemiy inert, and is an excellent mold release agent. This fast drying dry film lubricant has a very low coefficient of friction which can solve many friction problems.

Applications:
Light duty gears, bearings, rollers, sliding surfaces, as a mold release, textile and paper machinery where cleanliness is critical.

ANAEROBIC SEALING COMPOUNDS PIPE SEALANTS W/PTFE

Size	Tube		
	Part #	List	Features
50 ml. Tube	22050		- Superior to other anaerobic sealants - Prevents vibration loosening - Does not plug up filters, valves, or gauges - Seals pipes-including 3" and larger - Lubricates, prevents corrosion, seizing and galling - Low locking strength provides for disassembly - Not volatile or flammable UL approved - Allows easy adjustment up to 16 hours after assembly
250 ml. Tube	22250		

ANAEROBIC-HD SEALING COMPOUNDS
(stainless steel grade)

Size	Tube	
	Part #	List
50 ml. Tube	22050	
250 ml. Tube	22250	

Anaerobic Sealing Compounds will withstand temperatures from -65° F to +375° F. Seals to 1,000 psi immediately after application and up to burst rating of typical pipe after curing. Due to its small particle size, will not clog small orifices, valve openings and screens typiy found in most hydraulic systems.

Applications:
Most metal threads, particularly steel and brass. Ideal for fittings, pipes, valves, gauges and connections in hydraulic, pneumatic, lubrication, steam and refrigerant systems. Inert to most industrial hazards, hydrocarbons (gasoline, diesel fuel, etc.), acids, chemicals, solvents and gases.

Available In: 50 ml., 250 ml. tubes.

ANTI-SEIZE SPECIAL™

	Size	Pressurized Containers / Cartridges / Tubes		
		Part #	List	Features
WHITE	W hite Silicone Adhesive/Sealant 8 oz.	27084		- Superior caulking, bonding and sealing qualities - Easier to use than other gasketing methods - Fills in small surface defects - Resists chemicals, temperature extremes, weather, vibration, moisture, and ozone - Will not sag, run off or shrink - Functions in hundreds of applications as a specialty sealant and flexible adhesive - Excellent non-conducting characteristics
	White Silicone Adhesive/Sealant 10.3 oz.	27104		
	White Silicone Adhesive/Sealant 3 oz.	27034		
RED	Red Hi Temp Silicone Adhesive/Sealant 8 oz.	27085		
	Red Hi Temp Silicone Adhesive/Sealant 10.3 oz.	27105		
	Red Hi Temp Silicone Adhesive/Sealant 3 oz.	27035		
CLEAR	Clear Silicone Adhesive/Sealant 8 oz.	27086		
	Clear Silicone Adhesive/Sealant 10.3 oz.	27106		
	Clear Silicone Adhesive/Sealant 3 oz.	27036		
BLUE	Blue Silicone Adhesive/Sealant 8 oz.	27087		
	Blue Silicone Adhesive/Sealant 10.3 oz.	27107		

100% RTV Silicone is a multi-purpose, single component adhesive sealant which quickly adheres to most surfaces. It cures in 24 hours to provide a tough, resilient silicone rubber to handle hundreds of applications. 100% RTV Silicone can be used for gasketing, sealing, bonding, insulating, caulking, encapsulating and coating. This flexible material resists shrinking, cracking, weather, ozone, chemicals, moisture, vibration and extreme temperatures ranging from -85° F to +450° F (-65° C) to +232° C) (Hi-Temp Red to 500° F (260° C) continuous and 600° F intermittent exposure).

Applications Include:
RTV Silicone is great for making replacements of custom gaskets and seals for all types of motors, transmissions, gear housing, pumps, power tools, machinery, etc. It's better than conventional gaskets because it fills in surface irregularities. As a Sealer and Caulk-Use it to seal heating and ventilating ducts. RTV silicone seals cracks or gaps around windows, vents, doors, machinery, truck cabs and trailers, fixtures, lights, walls, bathtubs, sinks, etc. It can be used to waterproof electrical connections and boxes. It will seal out water from compartments in machinery, as well as seal holes where wire tubing or refrigeration lines run through walls. As a Flexible Adhesive, versatile RTV Silicone will easily bond dissimilar materials. Provides excellent adhesion to clean metal, glass, most types of wood, ceramic, porcelain, painted and many plastic surfaces. Attach name plates and signs to equipment, walls, doors, windows, (interior or exterior). It will bond gaskets in heating and refrigeration units. As a Specialty Sealant, RTV Silicone can be used to seal or coat components exposed to moisture, vibration, shock, certain fuels, oils, solvents, chemicals and corrosives for a long period of time. This product can be used as a formed-in-place ga sket where irregular shapes and harsh conditions reject ordinary seals. It is also effective for repairing electrical insulation, sealing insulators and entrance ports to transformers. RTV Silicone is USDA, UL and NSF approved. Meets FDA reg. No. 21 CFR 177-2600 and MIL-A-46106 Specs. The equivalent of Dow Corning 732 & 736, GM, Ford and Chrysler Specs.

Available In: A variety of colors and cure types in patented **8 oz. pressurized containers**, standard **10.3 oz. Cartridges** and **3 oz. Tubes**.

SILICONE LUBRICANT (Industrial Grade)

Size	Aerosol		
	Part #	List	Features
10 oz. Aerosol *CFC free	17067		- 100% pure silicone - Not affected by temperature extreme: -40° F to +400° F (40° C to +204° C) - Provides a non-tacky film of lubrication - Provides excellent release properties for metallic and non-metallic surfaces

Silicone Lubricant Industrial Grade is a dry non-staining lubricant and release agent that makes everything slide easier with no greasy mess. This non-toxic, odorless and colorless lubricant allows unlimited uses. A universal dry lubricant that waterproofs, protects and rustproof almost any surface. High viscous silicone. Resists breakdown under heavy loads or mechanical shear.

Applications include:
Refrigeration equipment, plastic and rubber molds, doors, windows, locks, guides, rails, electronic equipment, conveyors, hinges, squeaky springs, lawn mower blades, molding, casting and stamping dies, aircraft, autos and *boats, business machines and construction equipment.*

BELT DRESSING

Size	Aerosol		
	Part #	List	Features
12-3/4 oz. Aerosol *CFC free	17030		- Can be applied while belt is moving and motor is running - For both indoor and outdoor use - Eliminates slippage on incline conveyor belts - Prolongs life of all belts - Prevents rotting and deterioration even under severe outdoor conditions - Anti-slip agent increases power without gumming

Belt dressing is designed for all types of belt drives and will improve performance under the most severe conditions. It will waterproof and preserve all types of belts and will not glaze or cause buildup.
Belt dressing does not contain rosin, silicones, sticky oils, varnishes or other harmful substances.

Applications include:
Practiy all flat, round or v-style belts. Works great on all industrial belt drives including compressors, pumps, generators, auto and marine engine belts, canvas and other fabric belts.

ZINC COLD GALVANIZING SPRAY

Size	Aerosol		
	Part #	List	Features
15 oz. Aerosol *CFC free	17045		- Contains 95% pure zinc for a rich, protective coating - Prevents rust and corrosion for up to 3 years - Exceptional heat resistance - continuous dry heat up to 750° F(400° C), short period heat up to 1000° F (538° C), and water temperature above boiling - Dries quickly to an attractive gray color and be painted over if desired

Zinc Cold Galvanizing Spray is a convenient smooth-flowing compound that stops rust, rust creepage and corrosion on any ferrous or non-ferrous metal by providing a zinc-rich coating, which electro
chemiy bonds with metal resulting in a protective, self-forming oxide. Zinc cold galvanizing spray meets or exceeds the following military specifications: MIL-p-46105 weld thru primer. U.s. Navy galvanizing
repair specification MIL-p-21034. U.s. Air force MIL-t-26433 for towers (temperate and arctic zones). Also MIL-p-26915a.

Applications include:
Heating and air conditioning systems, weldments, road and farm equipment, bridges, boat and marine equipment, fencing, storage tanks, metal signs, gutters and more.

GRAPHITE-SPRAY

Size	Bottle		
	Part #	List	Features
12 oz. Aerosol	17041		- Dry film of highly lubricous graphite - Parts slide easliy, reduces friction - Fast drying - Dry film lubricant does not attract dirt - Will effectively lubricatre up to 18,000 psi - Hardens to a tough long lasting tack free film

Graphite-Spray contains a high purity graphite along with an organic binder that will adhere the coating to most surfaces. This leaves a dry, tack-free film of highly lubricous graphite which will lubricate and reduce friction in parts so they slide or rotate easily.

Applications:
Mold release, foundry molds, hinges and hinge pins, drawer slides, chains, rollers, gears, slides, sprockets, nuts and bolts, automotive and industrial gaskets, plant machinery, and much more.

CA-020™ INSTANT ADHESIVE

Size	Bottle		
	Part #	List	Features
50 ml Bottle (1.69 FLoz)	50152		- Alleviates the need for preformed gaskets. - Remains Liquid when exposed to air. - Cures when confined between mating flanges. - Prevents corrosion and galling of threads. - Can fill gaps as large as 0.050.

AST Gasket Maker is an anaerobic gasket product designed to replace pre-cut gaskets, or can be used with pre cut gaskets to enhance their sealing ability. AST Gasket Maker cures and polymerizes in the absence of air and presence of metal to form a strong leak proof seal. It can fill imperfections in surfaces up to 0.01" and provides an instant low pressure seal.

Cleaning and Application:
For best results make sure the bond surface areas are clean of all foreign materials and free of grease or other lubricants or cleaning solvents. Apply AST Gasket Maker onto one surface of the flange or joint. Tighten the flanges using the recommended torque and torque pattern as soon as possible after assembly.

CA-020™ INSTANT ADHESIVE

Size	Bottle		
	Part #	List	Features
20 gram Bottle	23020		- Most versatile instant adhesive available - Fast overall cure speed - Convenient dispenser bottle with screw cap - Temperatures -40° F to +176° F (intermittent +250° F)

CA-020 Instant Adhesive is a cyanoacrylate adhesive. Ca-020 is a medium viscosity, fast curing product with good elasticity for bonding plastics, metal, rubber, glass and dissimilar materials. It is a versatile adhesive with good thermal, climatic and impact resistance.

Applications include:
Electronic equipment including pc boards, connectors and transformers. Plastic cases, rubber fabrication and gaskets, appliances and office equipment.



READY-STICK™ EPOXY PUTTY

Size	Stick		
	Part #	List	Features
4 oz. Tube/Stick	34114		- Ready-stick epoxy allows you the option of breaking off any portion and keeping the unused stick for future use - Withstands temperatures of -40° F to +250° F - Sets steel-hard in 20 minutes - Adhesive bonding to metal, wood, glass and most materials - Can be tapped, drilled, filed, sanded and painted

Ready-stick Epoxy Putty is a hand-mixable adhesive/sealant that hardens like steel in 20 minutes. It will patch holes and cracks, and mend most anything that is broken. Excellent for rebuilding and fabricating parts. An all purpose adhesive for metals, wood, glass, masonry, ceramics and many plastics.

Applications include:
Plumbing repair, electrical repair, construction equipment, auto/truck repair, home/shop repair, concrete pools, oil and water tanks, tools, sink and pipe joints, gas tanks & radiators.

ADHESIVE SPRAY

Size	Aerosol		
	Part #	List	Features
16 oz.- Aerosol	17066		- Colorless - Non-clogging - Non-toxic solids - Temperatures to +110 F - Low soak-in - Waterproof - Fast aggressive tack action

Adhesive Spray is a multi-purpose, pressure-sensitive a designed to form either permanent or temporary bonds between two porous or non-porous materials. Adhesive spray is specially designed for many industrial applications as well as contractor, office, home and hobby use. Adhesive solids are non-toxic, non-irritating and meet requirements for indirect food additives as outlined in Fed. Reg. Paragraphs 121.2507 to 121.2577.

Applications include:
Permanent or temporary bonds on paper, cardboard, all types of gaskets, cloth, foil, mylar or acetate sheet, glass, many plastics, urethane foam, leather and foam rubber. Temporary bond eliminates need for tacks or pins, making any surface a bulletin board. Adhesive spray is used in: Printing plants, advertising agencies, trucking companies and shipping departments, or any industry for sealing packages and applying labels.

SLICKON FLOW-LUBE

Size	Aerosol		
	Part #	List	Features
15 oz. Aerosol	17064		- Long lasting lubrication - Frees sticky mechanisms - Contains P.T.F.E for advanced lubrication - Extends equipment life - Protects against rust and corrosion - Does not contain silicones or wax - Ideal for humid environments - Extension tube for pinpoint lubrications

SLICKON Flow-Lube is an advanced blend of high performance, low viscosity petroleum oils that provide long lasting lubrication for moving or sliding parts. It contains special wetting agents that help to penetrate grime so the lubricant maintains contact with the surface.

Applications:
Conveyors, forklifts, hand truck and cartwheels, door hinges, loading dock doors, truck doors, machinery, tools, office equipment, shredders, deskdrawers, locks, cables, gears, landscaping equipment, snow removal, recreation gear, and much more.

AST RUBBER COAT

Size	Aerosol		
	Part #	List	Features
16 oz.- Aerosol	17048		- Extremely durable rust and corrosion inhibitor. - Lays down smooth with a black finish. - Will not crack or peel with age. - Resists chipping. - Paintable. - Elastic, Waterproof & Deadens sound.

AST Rubber Coat is a rubberized undercoating and spray sealer in an easy to use aerosol can. When dry, it forms a long lasting barrier that seeps into small cracks to create a waterproof seal that is durable even in extreme temperatures. AST Rubber Coat forms a protective barrier that seals out moisture, deadens noise, and forms a protective barrier to prevent further corrosion.

Applications include:
Automotive undercoating, truck chassis, roof flashings, duct sealer, foundation sealer, marine applications, drainpipes, and many others.

Cleaning:
For best results remove any excessive rust from your project using wire brush, media blasting, or pressure washing. Shake the AST Rubber Coat can for up to 1 minute. It's best to apply several light coats rather than 1 thick coat.

METAL PARTS PROTECTOR COAT

Size	Aerosol		
	Part #	List	Features
11 oz. Aerosol	17043		- Protects for up to 2 years - Penetrates to displace moisture - Prevents rust and corrosion - Guards against salt damage - Coating is flexible and resilient - Silicone free - No chlorinated solvents

Metal Parts Protector Light Coat is a rust and corrosion preventative coating in an aerosol can. It will protect your parts during storage or transportaion. It protects parts from weather, humidity, chemical vapors, and salt exposure.

Application:
Bare metal, battery terminals and cables, cables and chains, forklifts, tractors, metal stampings, molds, tools, guns and rifles in storage. Marine use to protect parts against salt spray and humidity damage.

HAND & TOOL WIPES

Size	Container		
	Part #	List	Features
70 count	49370		- High powered multipurpose cleaner - Uses include: industrial, plumbing, printing, manufacturing,construction, painting, transportaion, maintenance, marine, and much more

Hand and Tool Wipes are designed for use in industrial and manufacturing settings. Each towel is pre-moistened with a powerful cleaning formula capable of cleaning hard working hands as well as non-porous surfaces. Each towel is made from an abrasive, yet non-scratching fabric that helps lift away heavy deposits of grime and dirt of hands and surfaces.

ANAEROBIC THREAD LOCKERS

* 22542 * 22543 39092 39422 39902 39712

Details	Bottle	
	Part #	List
AST-SEAL™ HYD: An excellent sealant for straight metal threads up to 1" diameter created to withstand hydraulic system pressures. Resistance to high temp, water, and non-polar solvents. (50mL)	*22542	
AST-SEAL™ PM: Same as 22542 but five times more (250mL)	*22543	
AST-SEAL™ 09RC: General purpose, low viscosity, retaining compound, green color for press-fit assemblies MIL-R-46082B, Type I 1.69 oz.	39092	
AST-LOCK™ 71HS: Medium strength, thread locking, removable, adhesive/sealant, blue color for bolts and screws up to 3/4". MIL-S-46163A, Type II 1.69 oz.	39422	
AST-LOCK™ 90PW: Penetrating/wicking, medium/high strength, adhesive/sealant, green color for preassembled fasteners. MIL-S-46163A,Type III. Grade R 1.69 oz.	39902	
AST-LOCK™ 42MS: High strength, adhesive sealant, red color for bolt/stud locking MIL-S-46163A, Type I. Grade K 1.69 oz.	39712	

* For Hydraulic Use

SOF-SET PREMIUM GENERAL PURPOSE

Size			
	Part #	List	Features
1/2 pt Brush Top	29010		- Dries to a soft set - Corrosion inhibiting - Non-seizing to allow disassembly - Non-metallic solids, no heavy metals - Non-dripping - Can be applied to newly cut hot threads - Withstands temps to 4000F & pressures to 10,000 psi (liquid) & 2,600 psi (gas)
1 pt Brush Top	29018		
1 gal can	29026		

Sof-Set is a soft setting, pliable, slow drying, thread sealing compound. This slow drying feature allows the user to keep the can open during application without fear of solvent loss.

Applications:
Threaded connections for water, steam, LP and natural gas, refrigerants, fuel oils, hydraulic oil, dliuted acids and caustics. Use on all metal and PVC threaded pipe connections found in industrial, commercial, and residential systems.

TUF-SET HIGH PERFORMANCE

Size			
	Part #	List	Features
1/4 pt Brush Top	56004		- Smooth consistancy - Fast drying, firm setting - Non-toxic, no heavy metal fillers - Excellent corrosion protection - Broad chemical resistance - Will not run or drip after application - Allows for easy disassembly - Withstands temps to 4000F and pressures to 10,000 psi (liquid).
1/2 pt Brush Top	56008		
1 pt Brush Top	56018		
1 gal can	56026		

Tuf-Set is a high performance pipe thread sealant specifiy designed for threaded connections commonly used in heating, ventilation and refrigeration, HVAC, commercial and residentail plumbing, and industrial applications. It is fast drying, firm setting, and will stay flexible to resist vibration loosening

Applications:
Refrigerant lines, all plumbing pipe connections, fuel and kerosene lines, hydraulic systems, potable water lines, natural gas, steam,and propane lines, and much more.

ADAPTERS & COUPLERS

*Please Note: 4" Banjo Poly couplers B-C-D have 3 handles

Male Adapter x Female NPT

Type **A**

Size	Polypropylene Part #	List
3/4"	075A PP	
1"	100A PP	
1-1/4"	125A PP	
1-1/2"	150A PP	
2"	200A PP	
3"	300A PP	
4"	400A PP	

*Coupler x Male NPT

Type **B**

Size	Polypropylene Part #	List
3/4"	075B PP	
1"	100B PP	
1-1/4"	125B PP	
1-1/2"	150B PP	
2"	200B PP	
3"	300B PP	
4"	400B PP	

*Coupler x Hose Shank

Type **C**

Size	Polypropylene Part #	List
3/4"	075C PP	
1"	100C PP	
1-1/4"	125C PP	
1-1/2"	150C PP	
2"	200C PP	
3"	300C PP	
4"	400C PP	

*Coupler x Female NPT

Type **D**

Size	Polypropylene Part #	List
3/4"	075D PP	
1"	100D PP	
1-1/4"	125D PP	
1-1/2"	150D PP	
2"	200D PP	
3"	300D PP	
4"	400D PP	

Adapter x Hose Shank

Type **E**

Size	Polypropylene Part #	List
3/4"	075E PP	
1"	100E PP	
1-1/4"	125E PP	
1-1/2"	150E PP	
2"	200E PP	
3"	300E PP	
4"	400E PP	

Adapter x Male NPT

Type **F**

Size	Polypropylene Part #	List
3/4"	075F PP	
1"	100F PP	
1-1/4"	125F PP	
1-1/2"	150F PP	
2"	200F PP	
3"	300F PP	
4"	400F PP	

*Dust Cap

Type **DC**

Size	Polypropylene Part #	List
3/4"	075DC PP	
1"	100DC PP	
1-1/4"	125DC PP	
1-1/2"	150DC PP	
2"	200DC PP	
3"	300DC PP	
4"	400DC PP	

Dust Caps & Dust Plugs are **NOT recommended** for pressure applications.

Dust Plug

Type **DP**

Size	Polypropylene Part #	List
3/4"	075DP PP	
1"	100DP PP	
1-1/4"	125DP PP	
1-1/2"	150DP PP	
2"	200DP PP	
3"	300DP PP	
4"	400DP PP	

Dust Caps & Dust Plugs are **NOT recommended** for pressure applications.

Metal fittings should not be used with Polypropylene Cam & Groove

SPOOL ADAPTER

Male Adapter x Male Adapter

Size	Part #	List
2" x 2"	200FF	
3" x 2"	300F200F	
3" x 3"	300FF	

LONGNECK "B"

Female Coupler x Extended Male Thread

Size	Part #	List
2" x 2"	201B	
3" x 3"	303B	

DA - 3" w/3 ARMS

Female Coupler x Male Adapter

Size	Part #	List
3" x 2"	303B200A	
---	---	

ELBOW 90°

TYPE **A** 90° Male Adapter x Female NPT

Size	POLYPROPYLENE Part #	List
1-1/2"	150A90	
2"	200A90	

ELBOW 90°

TYPE **C** 90° Female Coupler x Female Shank

POLYPROPYLENE Part #	List
150C90	
200C90	

ELBOW 90°

TYPE **D** 90° Female Coupler x Female NPT

Size	POLYPROPYLENE Part #	List
1/2"	150D90	
1/2 x 3/4"	200D90	

ELBOW 90°

TYPE **F** 90° Male Adapter x Male NPT

POLYPROPYLENE Part #	List
150F90	
200F90	

Metal fittings should not be used with Polypropylene Cam & Groove

DRY DISCONNECT - DRY MATE®

Spillage Data: 1-1/2" = 2ml. 2" = 2ml.

Design:
The Banjo Dry-Mate is designed for safe and easy spill free connections. The "double ball" design allows maximum flow, while the cam lever style of connection is the most recognized fluid connector.

User Friendly:
Operating Dry-Mate is simple. The handles interlock making it easy to identify which handle opens or closes first. No guessing involved! The two Dry-Mate halves couple together with cam levers for positive engagement.

Size		Part #	List
1-1/2"	Male Dry Mate x FNPT	DM 150A	
1-1/2"	Female Dry Mate x FNPT	DM 150D	
2"	Male Dry Mate x FNPT	DM 200A	
2"	Female Dry Mate x FNPT	DM 200D	
2"	Dust Cap	DM 200CAP	
2"	Dust Plug	DM 200PL	

Features

- Lightweight
- Unrestricted 1-1/2" flow
- Minimal fluid spillage
- Easy to use
- Economical
- Reduces risk of exposure
- Wide range of chemical resistance
- Cannot be uncoupled in open position
- 100 psi @ 75°F
- 70 psi @ 150°F

DRY DISCONNECT-STUBBY VALVE™

Size	Details	Part #	List
2"	2" Male Adapter x 2" Female NPT Thread	**VSF200**	
2"	2" Male NPT Thread x 2" Female NPT Thd	**VSMT200**	
2"	2" Male Adapter x 2" Male NPT Thread	**VSFMT200**	

Features

- All PTFE, Seals
- Stainless steel bolts
- Glass filled polypropylene
- Maximum operating pressure
- 100 P.S.I. @ 70°F. 75 P.S.I. @ 150°F
- Unique patented compact design
- Lightweight
- Three design options

Metal fittings should not be used with Polypropylene Cam & Groove

BALL VALVES & NOZZLES

Size	Polypropylene	
	Part #	List
1/2"	V 050	
3/4"	V 075	
1"	V 100	
1"	V 100 FP	
1-1/4"	V 125	
1-1/4"	V 125 FP	
1-1/2"	V 150 FP	
2"	V 200	
2"	V 200 FP	
3"	V 300	
3"	V 300 FP	
4"	V 400	
1"	VA 100	
1-1/2"	VA 150	
2"	VA 200	
2 x 1-1/2"	VA 200/150	
2"	VA 200 FP	

Features:

- Precision molded in polypropylene. Polypropylene is reinforced with fiberglass for additional strength.
- Self-aligning ball moves freely against the PTFE seats for smooth operation. The valve opens and closes with very little pressure on the handle.
- Ball is diamond turned after molding to make it spheriy perfect, which provides the right contact between ball and seats.
- Viton "O" ring stem seal.
- PTFE self-lubricating stem bushings and seats cannot stick or rust.
- Stainless steel nuts and bolts are used to insure easy disassembly in corrosive conditions.
- Maximum operating pressure 100 P.S.I.
- Sizes 1/2" thru 2" have a four bolt construction. 2" full port, and 3" full port have six bolt construction. All have Viton O-Rings and PTFE seats as a standard.
- Lightweight hose end valve for convenient trans fer of liquids. Angle and flange with 8" long poly propylene fill spout. Same features as straight through valve.

BALL VALVES - 6 & 4 BOLT DESIGN

6 Bolt Design

Detail	Bolt Design	Polypropylene	
		Part #	List
2" Valve 2" Male Adapter X 2" Male NPT Thread	6	VFMT200FP	
2" Valve 2" Male NPT Thread X 2" Male Adapter	4	VFMT204FP	

Features:

6 BOLT DESIGN
- All stainless steel hardware
- Precision molded in glass filled polypropylene
- Self-aligning ball moves freely against the PTFE seats for smooth operation.
- Ball is spheriy perfect
- Viton "O" ring stem seal.
- PTFE self-lubricating stem bushings & seats cannot stick or bind.
- 100 P.S.I maximum @ 70°F & 75 P.S.I. @ 150°F

2" FULL PORT, 4 BOLT DESIGN
- All stainless steel hardware
- Precision molded in glass filled polypropylene
- Viton seals
- 100% PTFE ball seats
- 100 P.S.I maximum @ 70°F & 75 P.S.I. @ 150°F

4 Bolt Design

VALVE LOCKING

Size	Polypropylene	
	Part #	List
Handle for V125-FP, V150, VA150, V200, VA200	V20153	
Handle for FMT200FP, V300, V300FP, V400	V25153	
Locking Device for V125FP, V150, V200	VL20153	
Locking Handle for V200FP, V300, V300FP, V400, VFMT200FP	VL25153	

POLYPROPYLENE NOZZLE

Details	Pipe Size	Female NPT Thread	Polypropylene		
			Part #	List	Features
Poly Nozzle Valve	1"	1"	VN 100		- Glass filled polypropylene. - Stainless steel handle, spring & pin. - Viton® rubber parts. - Resists corrosion. - Padlock capability - 75 P.S.I. maximum. - 40 G.P.M.

Metal fittings should not be used with Polypropylene Cam & Groove

BANJO PIPE FITTINGS

STREET ELBOW 90°

Size	Polypropylene	
	Part #	List
3/8”	SL038-90	
1/2”	SL050-90	
3/4”	SL075-90	
1”	SL100-90	
1-1/4”	SL125-90	
1-1/2”	SL150-90	
2”	SL200-90	
3”	SL300-90	

STREET ELBOW 45°

Size	Polypropylene	
	Part #	List
3/8”	---	
1/2”	---	
3/4”	SL075-45	
1”	SL100-45	
1-1/4”	SL125-45	
1-1/2”	SL150-45	
2”	SL200-45	
3”	SL300-45	

PIPE ELBOW 90°

Size	Polypropylene	
	Part #	List
3/8”	EL038-90	
1/2”	EL050-90	
3/4”	EL075-90	
1”	EL100-90	
1-1/4”	EL125-90	
1-1/2”	EL150-90	
2”	EL200-90	
3”	EL300-90	

PIPE ELBOW 45°

Size	Polypropylene	
	Part #	List
3/8”	---	
1/2”	---	
3/4”	---	
1”	EL100-45	
1-1/4”	---	
1-1/2”	---	
2”	---	
3”	---	

TEES

Size	Polypropylene	
	Part #	List
3/8”	TEE038	
1/2”	TEE050	
3/4”	TEE075	
1”	TEE100	
1-1/4”	TEE125	
1-1/2”	TEE150	
2”	TEE200	
3”	TEE300	

COUPLINGS

Size	Polypropylene	
	Part #	List
3/8”	CPLG038	
1/2”	CPLG050	
3/4”	CPLG075	
1”	CPLG100	
1-1/4”	CPLG125	
1-1/2”	CPLG150	
2”	CPLG200	
3”	CPLG300	

PIPE PLUG

Size	Polypropylene	
	Part #	List
3/8”	---	
1/2”	PLUG050	
3/4”	PLUG075	
1”	PLUG100	
1-1/4”	PLUG125	
1-1/2”	PLUG150	
2”	PLUG200	
3”	PLUG300	

PIPE CAP

Size	Polypropylene	
	Part #	List
3/8”	---	
1/2”	CAP050	
3/4”	CAP075	
1”	CAP100	
1-1/4”	CAP125	
1-1/2”	CAP150	
2”	CAP200	
3”	CAP300	

HOSE BARBS

Features:
- Precision molded in polypropylene.
- Hose Barbs are designed specifiy to fit properly when inserted into hose.
- Polypropylene is glass filled for rugged strength & durability.

Male Thread x Hose Shank

Size	Polypropylene	
	Part #	List
3/8”	HB038	
3/8” x 1/2”	HBO38-050	
1/2” x 3/8”	HB050-038	
1/2”	HB050	
1/2” x 3/4”	HB050-075	
3/4” x 3/8”	HB075-038	
3/4” x 1/2”	HB075-050	
3/4” x 5/8”	HB075-058	
3/4”	HB075	

Size	Polypropylene	
	Part #	List
3/4” x 1”	HB075-100	
1” x 3/4”	HB100-075	
1”	HB100	
1” x 1-1/4”	HB100-125	
1-1/4” X 3/4”	HB125-075	
1-1/4” X 1”	HB125-100	
1-1/4”	HB125	
1-1/4” x 1-1/2”	HB125-150	
1-1/2” x 1”	HB150-100	

Size	Polypropylene	
	Part #	List
1-1/2” x 1-1/4”	HB150-125	
1-1/2”	HB150	
1-1/2” x 2”	HB150-200	
2” x 1-1/2”	HB200-150	
2”	HB200	
3”	HB300	
4”	HB400	
---	---	
---	---	

Metal fittings should not be used with Polypropylene Cam & Groove

NIPPLE

Size	Nipple Size	Polypropylene	
		Part #	List
3/8“	Short	NIP038-SH	
1/2“	Short	NIP050-SH	
1/2“ X 3”	Poly Pipe	NIP050-3	
3/4“	Short	NIP075-SH	
3/4“ X 4”	Poly Pipe	NIP075-4	
3/4“ X 6”	Poly Pipe	NIP075-6	
1“	Short	NIP100-SH	
1“ X 4”	Poly Pipe	NIP100-4	
1“ X 6”	Poly Pipe	NIP100-6	
1-1/4“	Short	NIP125-SH	
1-1/4“ X 4”	Poly Pipe	NIP125-4	
1-1/4“ X 6”	Poly Pipe	NIP125-6	
1-1/2“	Short	NIP150-SH	
1-1/2“ X 3”	Poly Pipe	NIP150-3	
1-1/2“ X 4”	Poly Pipe	NIP150-4	
1-1/2“ X 5”	Poly Pipe	NIP150-5	
1-1/2“ X 6”	Poly Pipe	NIP150-6	
2“ X 2”	Short	NIP200-SH	
2“ X 4”	Poly Pipe	NIP200-4	
2“ X 6”	Poly Pipe	NIP200-6	
3“	Short	NIP300-SH	
3“ X 4”	Poly Pipe	NIP300-4	
3“ X 6”	Poly Pipe	NIP300-6	
4“	Short	NIP400-SH	

Metal fittings should not be used with Polypropylene Cam & Groove

NPT X FPT POLY REDUCER BUSHINGS

Size	Polypropylene	
	Part #	List
3/8" NPTx1/4" FPT	RB038-025	
1/2" NPTx1/4" FPT	RB050-025	
1/2" NPTx3/8" FPT	RB050-038	
3/4" NPTx1/8" FPT	RB075-018	
3/4" NPT x1/4" FPT	RB075-025	
3/4" NPTx3/8" FPT	RB075-038	
3/4" NPTx1/2" FPT	RB075-050	
1" NPTx1/8" FPT	RB100-018	
1" NPTx1/4" FPT	RB100-025	
1" NPTx1/2" FPT	RB100-050	
1" NPTx3/4" FPT	RB100-075	
1-1/4" NPTx3/4" FPT	RB125-075	
1-1/4" NPTx1" FPT	RB125-100	
1-1/2" NPTx3/4" FPT	RB150-075	
1-1/2" NPTx1" FPT	RB150-100	
1-1/2" NPTx1-1/4" FPT	RB150-125	
2" NPTx3/4" FPT	RB200-075	
2" NPTx1" FPT	RB200-100	
2" NPTx1-1/4" FPT	RB200-125	
2" NPTx1-1/2" FPT	RB200-150	
3" NPTx1-1/2" FPT	RB300-150	
3" NPTx2" FPT	RB300-200	
4" NPTx3" FPT	RB400-300	
---	---	

REDUCER NIPPLES

Size	Polypropylene	
	Part #	List
1/2” x 3/8”	RN050-038	
3/4” x 1/2”	RN075-050	
1” x 1/2”	RN100-050	
1” x 3/4”	RN100-075	
1-1/4” x 3/4”	RN125-075	
1-1/4” x 1”	RN125-100	
1-1/2” x 1”	RN150-100	
1-1/2” x 1-1/4”	RN150-125	
2” x 1-1/4”	RN200-125	
2” x 1-1/2”	RN200-150	
3” x 2”	RN300-200	

HOSE MENDER

Size	Polypropylene	
	Part #	List
1/2”	HM050	
3/4”	HM075	
1”	HM100	
1-1/4”	HM125	
1-1/2”	HM150	
2”	HM200	
3”	HM300	
---	---	
---	---	
---	---	
---	---	

PIPE CROSS

Size	Polypropylene	
	Part #	List
3/4“	CR075	
1”	CR100	
1-1/4“	CR125	
1-1/2“	CR150	
2”	CR200	
---	---	
---	---	
---	---	
---	---	
---	---	

Metal fittings should not be used with Polypropylene Cam & Groove

BANJO STRAINERS

LINE STRAINERS

Size	Polypropylene Part #	List
3/4"	LS075-20	
3/4"	LS075-40	
3/4"	LS075-80	
1"	LS100-20	
1"	LS100-40	
1"	LS100-80	
1-1/2"	LS150-06	
1-1/2"	LS150-12	
1-1/2"	LS150-20	
1-1/2"	LS150-30	
1-1/2"	LS150-50	
1-1/2"	LS150-80	
2"	LS200-06	
2"	LS200-12	
2"	LS200-20	
2"	LS200-30	
2"	LS200-50	
2"	LS200-80	

Features:
- Precision molded construction.
- Corrosion resistant.
- Lightweight.
- Easy grip end cap.
- 304 Stainless steel screen (polypropylene screens optional)
- EPDM gasket.
- Heavy duty end cap threads.

Note: Last 2 digits of part # is the mesh of the screen.

"T" STRAINERS

Size	Polypropylene Part #	List
3/4"	LST075-16	
3/4"	LST075-30	
3/4"	LST075-50	
3/4"	LST075-80	
3/4"	LST075-100	
1"	LST100-16	
1"	LST100-30	
1"	LST100-50	
1"	LST100-80	
1"	LST100-100	
1-1/2"	LST150-16	
1-1/2"	LST150-30	
1-1/2"	LST150-50	
1-1/2"	LST150-80	
1-1/2"	LST150-100	
---	---	
---	---	
---	---	

"Y" STRAINERS

WARNING: 3" Polypropylene "Y" Strainer to be used on suction side or non-pressure side in all applications.

Polypropylene Size 3" X 3" STRAINER Mesh Screen	Part #	List
4	LSM300-04	
8	LSM300-08	
12	LSM300-12	
20	LSM300-20	
50	LSM300-50	

Features:
- Lightweight.
- High Volume
- Constructed of glass filled polypropylene.
- Stainless steel "T" handle clamp.
- 1/2" drain plug in bottom of cap.
- Reinforced stainless steel screen.

REPLACEMENT MESH - LST

Size	304 SS Part #	List
3/4" & 1"	LST116 *	
3/4" & 1"	LST130 *	
3/4" & 1"	LST150 *	
3/4" & 1"	LST180 *	
3/4" & 1"	LST1100 *	
1-1/4" & 1-1/2"	LST1516 *	
1-1/4" & 1-1/2"	LST1530 *	
1-1/4" & 1-1/2"	LST1550 *	
1-1/4" & 1-1/2"	LST1580 *	
1-1/4" & 1-1/2"	LST15100 *	
2"	LST204SS **	
2"	LST206SS **	
2"	LST208SS **	
2"	LST210SS **	
2"	LST216SS **	
2"	LST230SS **	
2"	LST250SS **	
2"	LST280SS **	
2"	LST2100SS **	

*304 Stainless Steel **LS300 Reinforced Stainless Screen

REPLACEMENT MESH - LS

Size	304 SS Part #	List
1/2" to 3/4"	LS720	
1/2" to 3/4"	LS740	
1/2" to 3/4"	LS780	
1" to 1-1/4"	LS120	
1" to 1-1/4"	LS140	
1" to 1-1/4"	LS180	
1-1/2" to 2"	LS206	
1-1/2" to 2"	LS212	
1-1/2" to 2"	LS220	
1-1/2" to 2"	LS230	
1-1/2" to 2"	LS250	
1-1/2" to 2"	LS280	
3" X 3"	*LS304	
3" X 3"	*LS308	
3" X 3"	*LS312	
3" X 3"	*LS320	
3" X 3"	*LS350	
---	---	---
---	---	---

304 Stainless Steel *LS300 Reinforced Stainless Screen

MESH	MICRONS	WIRE DIAMETER	OPENING	% OPEN AREA	MESH	MICRONS	WIRE DIAMETER	OPENING	% OPEN AREA
4 Mesh	4760	.047	.203	65.9	20 Mesh	841	.016	.034	46.2
6 Mesh	3360	.035	.132	62.7	30 Mesh	595	.012	.021	40.8
8 Mesh	2380	.028	.097	60.2	50 Mesh	297	.009	.011	30.3
10 Mesh	2000	.025	.075	56.3	80 Mesh	177	.0055	.007	31.4
12 Mesh	1680	.023	.060	51.8	100 Mesh	149	.0045	.005	30.3
16 Mesh	1190	.018	.044	50.7					

BANJO FLANGES

CLASS 150 ANSI FLANGES

EPDM Gasket Included



Details	Part #	List
1" X 1-1/2" Threaded Flange	BF100PP	
1-1/2" X 2" Threaded Flange	BF150PP	
2" X 2" Threaded Flange	BF200PP	
3" X 3" Threaded Flange	BF300PP	

Features:
- Glass reinforced for stability, strength and durability.
- Precision molded solid, one-piece construction.
- 150 P.S.I. maximum operating pressure.

Metal fittings should not be used with Polypropylene Cam & Groove

THREADED FLANGE

Gasket sold separately

Size	Polypropylene Part #	List
1" NPT Threaded Flange	AF100PP	
1-1/2" NPT Threaded Flange	AF150PP	
2" NPT Threaded Flange	AF200PP	
3" NPT Threaded Flange	AF300PP	
4" NPT Threaded Flange	AF400PP	

Metal fittings should not be used with Polypropylene Cam & Groove

BLIND FLANGE

Gasket sold separately (Blank Flange)



Size	Polypropylene Part #	List
1" Blind Flange	AFB100PP	
2" Blind Flange	AFB200PP	
3" Blind Flange	AFB300PP	

POLY BULKHEAD FITTINGS

Double sided female NPT threads

Size	Hole Size	w/VITON (FKM) Part #	List	w/EPDM Part #	List	316 SS w/EPDM Part #	List
1/2" Poly Bulkhead Tank Fitting	1-5/8"	TF050V		TF050		---	
3/4" Poly Bulkhead Tank Fitting	1-5/8"	TF075V		TF075		TF075SS	
1" Poly Bulkhead Tank Fitting	2-1/4"	TF100V		TF100		TF100SS	
1"-1/4" Poly Bulkhead Tank Fitting	2-1/4"	TF125V		TF125		TF125SS	
1"-1/2" Poly Bulkhead Tank Fitting	3"	TF150V		TF150		TF150SS	
2" Poly Bulkhead Tank Fitting	3"	TF200V		TF200		TF200SS	
2" Poly Bulkhead Tank Fitting	3-1/4"	TF220V		TF220		TF220SS	
3" Poly Bulkhead Tank Fitting	4-1/2"	TF300V		TF300		TF300SS	
4" Poly Bulkhead Tank Fitting	5-3/4"	TF400V		TF400		---	

Metal fittings should not be used with Polypropylene Cam & Groove

FIRE PROTECTION

INDEX

1 NOZZLES 142-145
2 VALVES 146-149
3 CLAPPERS & COUPLINGS 150-151
4 ADAPTERS 152-154
5 STORZ 155
6 WRENCHES 156
7 INDUSTRIAL MONITORS 157

INDUSTRIAL FOG NOZZLES

Working PSI - (100) | Shut Off Straight Stream to Fog | Ideal for industrial & commercial installation

1046421 - 1046451
Class A & B Fires

GHT
1040310

*

Size / Details	GPM	Part #	List
3/4" GHT Green	8	---	
1" NPSH	22	1046420	
1" NST	22	1046421	
1-1/2" NPSH	75	1046430	
1-1/2" NST	75	1046431	
2-1/2" NPSH	150	1046450	
2-1/2" NST	150	1046451	

Polycarbonate		
ULC Approved	Part #	List
yes	1040310	
yes	1040320	
yes	1040321	
yes	1040330	
yes	1040331	
yes	*1040350 *Two Handles	
yes	*1040351 *Two Handles	

SHUT OFF STRAIGHT STEAM TO FOG

Size / Details	GPM
1-1/2" NPSH	75
1-1/2" NST	75

Red Polycarbonate	
Part #	List
1040332	
1040333	

Rubber Gasket	
Part #	List
1040330NPSH-G	
1040331NST-G	

HOSE PIPE NOZZLES

Working PSI - (100) | Not for HOT WATER

LOW PRESSURE WASH DOWN

Size / Details	Orifice	Part #	List	Part #	List
3/4" GHT x 6"	1/4"	1310710		---	
3/4" NPSH x 6"	1/4"	1310715		---	
1" NPSH x 8"	5/16"	1310720		---	
1-1/4" NPSH x 9"	7/16"	1310730		---	
1-1/2" NPSH x 10"	1/2"	1310740		1310720P	
1-1/2" NST x 10"	1/2"	1310741		1310710P	
2" NPSH x 12"	5/8"	1310760		---	
2-1/2" NST x 12"	1"	1310770		---	
2-1/2" NPSH x 12"	1"	1310771		---	

BALL SHUTOFF NOZZLES

101BC

- Bronze construction
- Pistol Grip
- 1" Waterway
- 1-1/2" Swivel female NST by 1-1/2" male outlet NST.

101

- Alloy construction
- Pistol Grip
- 1" Waterway
- 1-1/2" Swivel female NST by 1-1/2" male outlet NST.

Details	Material	Part #	List
1-1/2" Swivel NST x 1-1/2" Male NST	Bronze	101BC	
1-1/2" Swivel NST x 1-1/2" Male NST	Alloy	101	

SMOOTH BORE NOZZLES - TIPS FOR BALL SHUTOFF

Maximum working pressure is 200psi. All flow rates are based on 100 psi

105

- Handline Tip
- 1-1/2" Base Thread By 1-1/2" Outlet Thread.
- 7/8" Discharge

106

- Plain tip
- 1-1/2" NST Inlet
- 1-3/8" discharge

Details	Part #	List
1-1/2" Base NST x 1-1/2" Tip NST	105	
1-1/2" Base NST	106	

SELECTABLE GALLONAGE NOZZLES

- Constant flow select gallonage with multiple flow settings.
- Selected flow remains constant regardless of pattern change
- Multiple pattern detents for positive positioning of pattern
- Low through life maintenance due to the use of top quality materials
- Conforms to all aspects of NFPA 1964 (Spray Nozzles, Shutoff and Tips)
- Standard optimum operating pressure 100 psi
- Combination of fog and straight stream
- Superb wide fog pattern for 0ptimum personal protection
- Excellent performance at pressures as little as 50 psi
- Flush without shutting down

Details	Length	Weight lbs.	Flow GPM	Material	Hard Coat Aluminum Body	
					Part #	List
1-1/2" NST	9"	7.7	30-60-95-125	-	366	
1-1/2" NST	10.2"	6.5	95-125-150-200	-	367	
2-1/2" NST	11"	6.5	95-125-150-200-250	-	368	

MARINE NOZZLES

These nozzles are designed and manufactured for fire fighting in the harsh marine environment. These meet the performance requirement of US Coast Guard and US MIL-N-24408, Type 1. Both of these nozzles are ideal for application of AFFF Foam.

372-BC

- Brass construction
- US Coast Guard approval number: 162.027/17/0
- Heavy duty chrome plated metal shutoff ball ensure a smooth action and long dependable service life.
- Self-adjusting PTFE seat

382

- Brass construction
- US Coast Guard approval number: 162.027/18/0
- Meets US Coast Guard specifications for fighting fires w/drafted water
- Combination fog and straight stream
- Non clogging design

Details	Length	Weight lbs.	Flow GPM	Material	Bronze	
					Part #	List
1-1/2" NST	8.1"	7.7	95	Brass	372-BC	
1-1/2" NST	11.2"	6.5	95	Brass	382	

AUTO FIXED SPECIALTY NOZZLE

Automatiy adjust to changes in flow and pressure. Maintains constant operating pressure over a wide range of flows. Pattern easily changed with large control handling.

Details	Length	Weight lbs.	Flow GPM	Lightweight Alloy	
				Part #	List
2-1/2" NST Swivel Inlet	8.2"	9.9	300 to 1000	830	

ADJUSTABLE FLOW BAFFLE MONITOR NOZZLES

Adjustable GPM with Spinning Teeth

Details	Length	Weight lbs.	Flow GPM	Lightweight Alloy	
				Part #	List
1-1/2" NST	5.5"	2.6	15, 30, 45	818	
1-1/2" NST	5.5"	2.6	60, 95, 125	819	
1-1/2" NST	5.5"	2.6	200, 250, 350	820	

MASTER STREAM NOZZLE

Vary flow settings with easy turn of the baffle fixed teeth. Built-in stream shaper.

822
823

823-BC

Details	Length	Weight lbs.	Flow GPM	Aluminum		Weight lbs.	Bronze	
				Part #	List		Part #	List
2-1/2" NST	6.7"	4.4	250, 375, 500	822				
2-1/2" NST	6.7"	4.4	300, 500, 700	823		12.8	823-BC	

PLAIN WYE

Working PSI - (100)

Size	Brass	
	Part #	List
1-1/2" NST x 1-1/2" NST x 1-1/2" NST	1410610	
2-1/2" NST x 1-1/2" NST x 1-1/2" NST	1410612	
2-1/2" NST x 2-1/2" NST x 2-1/2" NST	1410615	

PLAIN WYE

Working PSI - (200)

Size	Hardcoat Aluminum	
	Part #	List
2-1/2" Female NST Inlet x (2) 2-1/2" Male NST Outlets	587	

LEADER LINE WYE

Working PSI - (200)

weight 9lbs.

Size	Brass	
	Part #	List
2-1/2" Female NST x 1-1/2" MNST x 1-1/2" MNST	520-BC	

LEADER LINE WYE - 1/4 TURN BALL TYPE

Working PSI - (150)

Iron Handles

Size	Brass	
	Part #	List
2-1/2" NH x 1-1/2" NH x 1-1/2" NH	1733730	

SIAMESE CLAPPER

Working PSI - (200)

Size	Hardcoat Aluminum	
	Part #	List
(2) 2-1/2" Female NST Swivel Inlets x 2-1/2" Male NST Outlet. Optional Drain Valve.	585	

GATE VALVES - NON-RISING 200#

Working PSI - (200)

DRY SYSTEM

DRY SYSTEM:
Pipe is maintained empty of water.

WET STANDPIPE SYSTEM:
Pipes are kept full of water for manual or automatic fire fighting operations.

Complete w/Cap & Chain
Note: Not recommended for Wet Standpipe system; use part number 28157 below for this application.

Size	Cast Brass	
	Part #	List
3" F NPT x 2-1/2" M NST	2928050	
2-1/2" F NPT x 2-1/2" M NST	2928150	

LEADER LINE WYE

Working PSI - (200) | Self locking handle for positive positioning

520

530

Size	Hardcoat Aluminum	
	Part #	List
2-1/2" FNST x 1-1/2" MNST x 1-1/2" MNST	520	
2-1/2" FNST x 1-1/2" MNST x 1-1/2" MNST	530	

ANGLE HOSE - FEMALE X MALE

Working PSI - (150)

WET SYSTEM

WET STANDPIPE SYSTEM:
Pipes are kept full of water for manual or automatic fire fighting operations.

Size	Brass	
	Part #	List
1-1/2" F NPT x 1-1/2" M NST	2815725	
1-1/2" F NPT x 1-1/2" M NPSH	2815735	
2-1/2" F NPT x 2-1/2" M NST	2815750	

ANGLE HOSE - FEMALE X FEMALE

Working PSI - (150)

WET SYSTEM

WET STANDPIPE SYSTEM:
Pipes are kept full of water for manual or automatic fire fighting operations.

Size	Brass	
	Part #	List
1-1/2" F NPT x 1-1/2" F NPT	2815825	
2-1/2" F NPT x 2-1/2" F NPT	2815855	

FORESTRY WYES

Working PSI - (200) | weight 2.3 lbs

505

506

Size	Hardcoat Aluminum	
	Part #	List
1" Female NPSH x 1" Male NPSH x 1" Male NPSH	505	
1-1/2" Female NST x 1-1/2" Male NST x 1-1/2" Male NST	506	

FIRE PROTECTION

SIAMESE SUCTION

Working PSI - (200) | Used as suction inlet collector for pumpers | Self locking handles | weight 15.1 lbs

Size	Hardcoat Aluminum		Brass	
	Part #	List	Part #	List
(2) 2-1/2" Female NST Swivel Inlets with Strainers x 2-1/2 Female NST Outlets	545	1452.83	545BC	

SIAMESE SUCTION - 3 WAY

Working PSI - (200) | Used as suction collector for Pumpers | Self Locking Handle | weight 20 lbs

Size	Hardcoat Aluminum	
	Part #	List
(3) 2-1/2" Female NST Swivel Inlets with Strainer x 2-1/2" Female NST Outlet	555	

2-1/2" HYDRANT

Working PSI - (200) | 2-1/2" Full Flow Waterway | Self locking handle for positive positioning | weight 7 lbs

Size	Hardcoat Aluminum	
	Part #	List
2-1/2" Female NST x 2-1/2" Male NST	595	

2-1/2" GATE

Working PSI - (200) | Wedge Seat Gate Valve Non-Rising Stem Design | Crank Handle | weight 4.5 lbs

Size	Hardcoat Aluminum	
	Part #	List
2-1/2" Female NST x 2-1/2" Male Outlet	596	

FIRE PROTECTION

HYDRANT WYES

Working PSI - (200) | weight 33 lbs

Size	Bronze/Brass	
	Part #	List
2-1/2" Female NST x 2-1/2" MNST x 2-1/2" MNST	540-BC	

HYDRANT - 2 WAY

Working PSI - (200) | Used as suction collector for Pumpers | Self Locking Handle | weight 20 lbs

Size	Hardcoat Aluminum	
	Part #	List
2-1/2" Female NST x 2-1/2" MNST x 2-1/2" MNST	540	
2-1/2" Female NST x 2-1/2" MNST x 2-1/2" MNST w/Self locking handle for positive positioning	541	

HYDRANT - 3 WAY

Working PSI - (200) | weight 21.6 lbs

Size	Hardcoat Aluminum	
	Part #	List
2-1/2" Female NST x (3) 2-1/2" Male NST w/Self Locking Handle	550	

WATER THIEF

Working PSI - (200) | Self Locking Handle | Used for laying, extending, or adding 1-1/2" or 2-1/2" lines without interfering with operation of other lines | weight 13.5 lbs



Size	Hardcoat Aluminum	
	Part #	List
2-1/2" Female NST x 2-1/2" Male NST x (2) 1-12" Male NST	510	

SIAMESE CONNECTION - SINGLE CLAPPER

Working PSI - (100) | Branding: Auto-Spkr | NPT x NST x NST

Size	Cast	
	Part #	List
4" x 2-1/2" x 2-1/2"	3120110	

SIAMESE CONNECTION - DOUBLE CLAPPER

Working PSI - (100) | Branding: Auto-Spkr | NPT x NST x NST

Size	Cast	
	Part #	List
4" x 2-1/2" x 2-1/2"	3113210	

ROCKER LUG ASSEMBLY

Size Thread x Bowl	Single Jacket				Double Jacket			
	Brass		Hard Coat Aluminum		Brass		Hard Coat Aluminum	
	Part #	List	Part #	List	Part #	List	Part #	List
1-1/2" NST x 1-3/4"	2035410		2035410AL		---		---	
1-1/2" NPSH x 1-3/4"	2035415		2035415AL		---		---	
1-1/2" NST x 1-15/16"	---		---		2015910		2015910AL	
1-1/2" NPSH x 1-15/16"	---		---		2015915		2015915AL	
1-1/2" NST x 1-3/4"	---		2035427AL		---		---	
1-3/4" x 1-1/2" NST x 2-1/6"	---		2017510AL		---		---	
2" NPSH x 2-3/16"	---		2035418AL		---		---	
2" NST x 2-3/16"	---		2035421AL		---		---	
2" NST x 2-5/16"	---		2035424AL		---		---	
2-1/2" NST x 2-13/16"	2035445		2035445AL		---		---	
2-1/2" NPSH x 2-13/16"	2035450		2035451AL		---		---	
2-1/2" NST x 3"	---		---		2015953		2015921AL	

SIAMESE CONNECTION - BOTTOM OUTLET SINGLE CLAPPER

Working PSI - (100) | Branding: Auto-Spkr | NPT x NST x NST

Size	Cast		
	Details	Part #	List
4" x 2-1/2" x 2-1/2"	Branded Stand Pipe	3113315	
4" x 2-1/2" x 2-1/2"	Branded Auto Sprinkler	3113316	

SIDEWALK ESCUTCHEON PLATE

Use with: - Part # 3120110

Size	Brass	
	Part #	List
4"	3420920	

PIN LUG ASSEMBLY

Size Thread x Bowl	Brass			
	Single Jacket		Double Jacket	
	Part #	List	Part #	List
1-1/2" NST x 1-3/4"	2035310		---	
1-1/2" NPSH x 1-3/4"	2035315		---	
1-1/2" NST x 1-15/16"	---		2012110	
2-1/2" NST x 2-13/16"	2035355		---	
2-1/2" NPSH x 2-13/16"	2035360		---	
2-1/2" NST x 3"	---		2012165	

EXPANSION RINGS

Size	Brass	
	Part #	List
1-1/2" x 3/4"	2212915	
1-1/2" x 1"	2212920	
1-1/2" x 1-1/4"	2212925	
2" x 1-1/4"	2212935	
2-7/16" x 1-1/4"	2212940	
2-7/16" x 1-1/2"	2212945	

ALUMINUM HARD COAT ADAPTERS

Female x Female Swivel		
Size	Hard Coat Aluminum	
	Part #	List
1-1/2" FNST x 1-1/2" FNST	1911526AL	
1-1/2" FNPSH X 1-1/2" FNST	1911527AL	
2-1/2" FNST X 2-1/2" FNST	1911561AL	
2-1/2" FNPSH X 2-1/2" FNST	1911562AL	

Female x Male Swivel		
Size	Hard Coat Aluminum	
	Part #	List
1-1/2" FNST X 1-1/2" MNST	1921522AL	
1-1/2" FNST X 1-1/2" MNPT	1921523AL	
2-1/2" FNST X 2" MNST	1921550AL	
2-1/2" FNST X 2-1/2" MNST	1921572AL	
2-1/2" FNST X 2-1/2" MNPT	1921573AL	

Male x Male		
Size	Hard Coat Aluminum	
	Part #	List
1-1/2" MNST x 1-1/2" MNST	2414622AL	
1-1/2" MNST x 1-1/2" MNPT	2414623AL	
1-1/2" MNST x 1-1/2" MNPSH	2414624AL	
2-1/2" MNST x 2-1/2" MNST	2414677AL	
2-1/2" MNST x 2-1/2" MNPT	2414678AL	

PIN LUG - REDUCING HYDRANT ADAPTER

Working PSI - (100)

Size	Brass	
	Part #	List
1-1/2" F NST x 1" M NPT	1913011	
1-1/2" F NST x 1" M NPSH	1913013	
2-1/2" F NST x 3/4" M NPT	1913036	
2-1/2" F NST x 3/4" M GHT	1913037	
2-1/2" F NST x 1" M NPSH	1913039	
2-1/2" F NST x 1" M NPT	1913040	
2-1/2" F NPT x 1-1/2" M NST	1913045	
2-1/2" F NPSH x 1-1/2" M NPT	1913050	
2-1/2" F NPSH x 1-1/2" M NST	1913053	
2-1/2" F NST x 1-1/2" M NPT	1913055	
2-1/2" F NST x 1-1/2" M NST	1913057	
2-1/2" F NST x 2" M NPT	1913060	
2-1/2" F NST x 2" M NPSH	1913062	
2-1/2" F NST x 2" M NST	1913065	
2-1/2" F NPSH x 2" M NPT	1913067	
2-1/2" F NPSH x 2" M NST	1913069	
2-1/2" F NST x 1-1/2" M NPSH	1913071	
3" F NPT x 2-1/2" M NST	1913075	

Please Note: Part # 1913045 Does NOT come with a gasket

New Orleans Sewage Thread		
2-1/2" FNOST x 1-1/2" MNPT	1913077	
2-1/2" FNOST x 2" MNPT	1913078	

PIN LUG - HYDRANT ADAPTER

Working PSI - (100)

Size	Brass	
	Part #	List
1-1/2" F NST x 1-1/2" M NPT	1914020	
1-1/2" F NPSH x 1-1/2" M NST	1914025	
2-1/2" F NST x 2-1/2" M NPT	1914040	
2-1/2" F NPSH x 2-1/2" M NST	1914050	

PIN LUG - DOUBLE FEMALE SWIVEL

Working PSI - (100)

Size	Brass	
	Part #	List
1-1/2" FNST x 1-1/2" FNST	1911520	
1-1/2" FNPT x 1-1/2" FNST	1911525	
1-1/2" FNPSH x 1-1/2" FNST	1911530	
1-1/2" FNPSH x 1-1/2" FNPSH	1911531	
1-1/2" FNPT x 1-1/2" FNPSH	1911535	
2-1/2" FNST x 1-1/2" FNPT	1911545	
2-1/2" FNPT x 2-1/2" FNST	1911555	
2-1/2" FNST x 2-1/2" FNST	1911560	

HEX NIPPLE - FEMALE X MALE

Working PSI - (100)

Size	Brass		Hard Coat Aluminum	
	Part #	List	Part #	List
3/4" F GHT x 3/4" M NPT	2415517		---	
3/4" F GHT x 1" M NPT	2415518		---	
1" F NPT x 3/4" M GHT	2415520		---	
1-1/2" F NST x 1" M NPT	2415523		---	
1-1/2" F NPT x 1-1/2" M NST	2415525		---	
1-1/2" F NPSH x 1-1/2" M NPSH	2415530		---	
1-1/2" F NST x 1-1/2" M NPT	2415535		2415520AL	
2-1/2" F NPT x 1-1/2" M NST	2415540		2415525AL	
2-1/2" F NST x 1-1/2" M NST	2415545		---	
2-1/2" F NST x 2" M NPT	2415548		---	
1-1/2" F NPT x 1" M NPT	241555		---	
2-1/2" F NPSH x 2-1/2" M NPT	2415550		---	
2-1/2" F NST x 2-1/2" M NST	2415555		---	
2-1/2" F NST x 2-1/2" M NPT	2415560		2415560AL	
2-1/2" F NPT x 2-1/2" M NST	2415570		2415565AL	
3" F NPT x 2-1/2" M NST	2415571		---	
2-1/2" F NPSH x 2-1/2" M NST	2415580		---	
4" F NST x 2-1/2" M NST	2415590		---	
4-1/2" F NST x 2-1/2" M NST	2415593		---	

HEX NIPPLE - DOUBLE MALE

Working PSI - (100)

Size	Brass	
	Part #	List
1-1/2" M NST x 1-1/2" M NST	2414620	
1-1/2" M NST x 1-1/2" M NPT	2414625	
1-1/2" M NPT x 1-1/2" M NPSH	2414630	
2-1/2" M NPT x 1-1/2" M NST	2414635	
2-1/2" M NST x 1-1/2" M NPT	2414640	
2-1/2" M NST x 1-1/2" M NST	2414650	
2-1/2" M NST x 2" M NST	2414655	
2-1/2" M NPSH x 2" M NST	2414660	
2-1/2" M NST x 2" M NPT	2414665	
2-1/2" M NST x 2-1/2" M NPT	2414673	
2-1/2" M NST x 2-1/2" M NST	2414675	
3" M NPT x 2-1/2" M NST	2414682	
4" M NST x 4" M NPT	2414690	
4-1/2" M NST x 4" M NPT	2414692	
---	---	
---	---	
---	---	
---	---	
---	---	

PIN LUG - DOUBLE MALE

Working PSI - (100)

Size	Brass	
	Part #	List
1-1/2" M NPSH x 1-1/2" M NPSH	1911421	
2-1/2" M NPSH X 2-1/2" M NPT	1911450	
2-1/2" M NPSH X 2-1/2" M NST	1911455	

PIN LUG - FEMALE X MALE SWIVEL ADAPTER

Working PSI - (100)

Size	Brass		BALL BEARING Repair Kit	
	Part #	List	Part #	List
1-1/2" F NST x 1-1/2" M NPT	1921520		RK-150SB	
1-1/2" F NPSH X 1-1/2" M NPT	1921547		---	
1-1/2" F NPSH X 2-1/2" M NPT	1921545		---	
2-1/2" F NST x 2" M NPT	1921550		RK-250SB	
2-1/2" F NST x 2-1/2" M NPT	1921570		---	
2-1/2" F NST x 3" M NPT	1921580		---	

HEX NIPPLE - DOUBLE FEMALE

Working PSI - (100)

Size	Brass		Hard Coat Aluminum	
	Part #	List	Part #	List
1-1/2" F NST x 1-1/2" F NST	2415620		2415620AL	
1-1/2" F NST x 1-1/2" F NPT	2415625		2415625AL	
---	---		---	
2-1/2" F NPT x 2-1/2" F NST	2415660		2415660AL	
---	---		---	
2-1/2" F NST x 2-1/2" F NST	2415665		2415665AL	

HEX BUSHING - FEMALE X MALE INCREASER

Working PSI - (100)

Size	Brass	
	Part #	List
1-1/2" F NST x 2" M NST	2521632	
1-1/2" F NST x 2-1/2" M NST	2521640	
1-1/2" F NPT x 2-1/2" M NST	2521642	
2" F NPT x 2-1/2" M NST	2521650	
2-1/2" F NST x 3" M NPT	2521677	
4" F NPT x 4-1/2" M NST	2521680	

ADAPTERS

CAP & CHAIN

Not Intended for Pressure

PLUG & CHAIN

Not Intended for Pressure

Size	Brass			
	Part #	List	Part #	List
1-1/2" NST	2712630			
1-1/2" NPSH	2712640			
2-1/2" NST	2712650		2712725	
2-1/2" NPSH	2712660			
4" NST	2712662			
4-1/2" NST	2712665			

PLASTIC HYDRANT ADAPTERS & CAPS

Size	Plastic				
	Part #	List	Size	Part #	List
1-1/2" Thread Cap NST	1500C		1-1/2"F NPSH x 1-1/2" M NST PLASTIC	1515	
2" Thread Cap NPSH	2000C		2-1/2" F NST x 1-1/2" M NPSH PLASTIC	2515	
3" Thread Cap NST	3000C				

GASKETS

Size		SBR									
		Swivel				Tail					
	ID	OD	Cut	Part #	List	Size	ID	OD	Cut	Part #	List
3/4" GHT	.7480	1.0185	.125	G12000		---	---	---	---	---	
1" SWIVEL	1.0313	1.4375	.125	G12005		---	---	---	---	---	
1-1/2" NPSH	1.6000	1.9250	.125	G12011		1-1/2" SJ	1.5620	1.8685	.1825	G12020	
1-1/2" NST	1.5000	2.0150	.125	G12015		1-1/2" DJ	1.6565	2.0050	.1825	G12016	
2" NST	1.7300	2.4000	.130	G12038		2"	2.2280	2.5640	.1950	G12036	
2-1/2" NST	2.3600	3.1200	.135	G12041		2-1/2" SJ	2.5950	2.8380	.250	G12046	
2-1/2" NPSH	2.1600	2.8000	.125	G12042		2-1/2" DJ	2.5970	3.1540	.250	G12044	
3" SWIVEL	3.1250	3.7813	.250	G12060		---	---	---	---	---	
4" SWIVEL	4.0938	5.1563	.250	G12080		---	---	---	---	---	
4-1/2" SWIVEL	4.5938	5.9063	.250	G12086		---	---	---	---	---	
6" SWIVEL	6.0938	7.1563	.250	G12100		---	---	---	---	---	

STORZ X FEMALE

Size	Hardcoat Aluminum	
	Part #	List
4" x 2-1/2" NST	ST4025FNH	
5" x 2-1/2" NST	ST5025FNH	
5" x 4-1/2" NST	ST5045FNH	
5" x 4" NPT	ST5040FNPT	
5" x 5" NPT	ST5050FNPT	
5" x 6" NPT	ST5060FNPT	

STORZ X RL SWIVEL FEMALE

Size	Hardcoat Aluminum	
	Part #	List
4" x 2-1/2" NST	ST4025FSNST	
4" x 4" NST	ST4040FSNST	
4" x 4-1/2" NST	ST4045FSNST	
5" x 2-1/2" NST	ST5025FSNST	
5" x 4" NST	ST5040FSNST	
5" x 4-1/2" NST	ST5045FSNST	

STORZ X RIGID MALE ADAPTER

Size	Hardcoat Aluminum	
	Part #	List
2-1/2" x 2-1/2" NST	ST2525MNST	
4" x 2-1/2" NST	ST4025MNST	
5" x 2-1/2" NST	ST5025MNST	
5" x 4-1/2" NST	ST5045MNST	



STORZ CAP

Size	Hardcoat Aluminum	
	Part #	List
4"	ST40	
5"	ST50	

ADJUSTABLE COMBINATION SPANNER

Steel Handle w/Zinc Plated Head	
Part #	List
2619050	
2618950	

UNIVERSAL SPANNER

- Painted Red

Zinc Plated Iron	
Part #	List
2623350	

SPANNER WRENCH- FOR PIN LUG

Size	Zinc Plated Iron	
	Part #	List
1-1/2"	SW 150	
2"	SW 200	
2-1/2"	SW 250	
3"	SW 300	
4"	SW 400	

SINGLE WATERWAY MONITOR

▶ GPM - (1250) | Height - 17 in / Width - 11.5 in | Weight - 54 lbs.

FM APPROVED

NOZZLE NOT INCLUDED

Details	Hardcoat Aluminum	
	Part #	List
4" Female NPT	649	
4" Flanged Inlet x 2-1/2" NST Outlet	649-1	

Features:

- FM Approved - GPM: Flow up to 1250 GPM. - Corrosion resistant bronze construction ideal for Marine, Offshore, Industrial or other corrosive environments. - Full 3" Waterway - Travel 90° above to 60° below Horizontal positive friction locks on both horizontal & vertical travel

SINGLE WATERWAY MONITOR SEAMLESS BRASS TUBE CONSTRUCTION

▶ GPM - (1250) | Height - 18 in / Width - 18 in | Weight - 45 lbs.

FM APPROVED

NOZZLE NOT INCLUDED

Details	Hardcoat Aluminum	
	Part #	List
4" Female NPT X 2-1/2" NST outlet	736	
4" Flange X 2-1/2" NST outlet	736-1	

Features:

- FM Approved - GPM: Flow up to 1250 GPM. - 2.5" Waterway - 360° horizontal & 135° vertical. - Travel 90° above to 45° below horizontal. - Positive friction locks on both horizontal & vertical travel. - Low friction loss.

SINGLE WATERWAY MONITOR

▶ GPM - (1250) | Height - 16 in / Width - 15 in | Weight - 56 lbs.

FM APPROVED

NOZZLE NOT INCLUDED

Details	Hardcoat Aluminum	
	Part #	List
4" Female NPT X 2-1/2" NST outlet	611	
4" Flange X 2-1/2" NST outlet	611-1	

Features:

- FM Approved - GPM: Flow up to 1250 GPM. - Corrosion resistant bronze construction ideal for Marine, Offshore, Industrial or other corrosive environments. - Full 3" Waterway. - Full 360° rotation w/Positive twist lock. - Vertical travel from 70° above to 70° below horizontal. Vertical travel is controlled by hand wheel w/Worm gear fully enclosed. - Worm Gear is protected from elements w/Double row Stainless Steel Ball Bearings at all rotation joints.

DUAL WATERWAY MONITOR

▶ GPM - (750) | Height - 18 in / Width - 14 in | Weight - 45 lbs.

FM APPROVED

NOZZLE NOT INCLUDED

Details	Hardcoat Aluminum	
	Part #	List
4" Female NPT X 2-1/2" NST outlet	636	
4" Flange X 2-1/2" NST outlet	636-1	

Features:

- FM Approved - GPM: Flow up to 1250 GPM. - 2.5" Waterway - 360° horizontal & 135° vertical. - Travel 90° above to 45° below horizontal. - Positive friction locks on both horizontal & vertical travel. - Low friction loss.

HYDRANT MOUNT

▶ Hydrant Mount

Details	Hardcoat Aluminum	
	Part #	List
4" ANSI Outlet Flange	699	

Features:

- Allows a monitor to be mounted on any 2-1/2" Hydrant Outlet.
- Adjustable Height: From 17" to 28" from ground.
- Length 9-1/2" from swivel to middle of flange 2-1/2" Swivel Inlet NST.

3 CAT

INDEX

1 THERMOMETERS 160
2 THERMOWELLS 161
3 GAUGES 162-167
4 SIPHONS 168
5 NEEDLE VALVES 169
6 PRESSURE SCRUBBERS 169

3” BIMETAL SS CASE

Applications: Industrial Bimetal thermometers are ideal for most rugged industrial temperature measurement application, such as in Chemical and Petrochemical, Machine and Apparatus Construction, Food and Beverage, & Pulp and Paper industries.

- CASE: SS w/Roll Ring
- WINDOW: Glass
- ACCURACY: ± 1.5% of span
- TEMPERATURE RANGE: -40°F to 500°F
- WETTED PARTS: SS 304

Range / Stem Length	3” SS Case	
	Part #	List
0-250°F X 2 1/2”	3250250	
50-500°F X 2 1/2"	3500250	
0- 250°FX 4"	3250400	
50-500°F X 4"	3500400	
0-250°FX 6"	3250600	
50-500°F X 6"	3500600	
0-250°FX 9"	3250900	
50-500°F X 9"	3500900	

Process connection: 1/2” NPT

5” BIMETAL ADJUSTABLE SS CASE

Applications: Industrial Bimetal thermometers are ideal for most rugged industrial temperature measurement application, such as in Chemical and Petrochemical, Machine and Apparatus Construction, Food and Beverage, & Pulp and Paper industries.

- CASE: SS w/Roll Ring
- WINDOW: Glass
- ACCURACY: ± 1.5% of span
- TEMPERATURE RANGE: -40°F to 500°F
- WETTED PARTS: SS 304

Range / Stem Length	5” SS Adjustable Face	
	Part #	List
0-250°F X 2 1/2”	5250250ADJ	
50-500°F X 2 1/2"	5500250ADJ	
0- 250°FX 4"	5250400ADJ	
50-500°F X 4"	5500400ADJ	
0-250°FX 6"	5250600ADJ	
50-500°F X 6"	5500600ADJ	
0-250°FX 9"	5250900ADJ	
50-500°F X 9"	5500900ADJ	

Process connection: 1/2” NPT

5” BIMETAL SS CASE

Applications: Industrial Bimetal thermometers are ideal for most rugged industrial temperature measurement application, such as in Chemical and Petrochemical, Machine and Apparatus Construction, Food and Beverage, & Pulp and Paper industries.

- CASE: SS w/Roll Ring
- WINDOW: Glass
- ACCURACY: ± 1.5% of span
- TEMPERATURE RANGE: -40°F to 500°F
- WETTED PARTS: SS 304

Range / Stem Length	5” SS Case	
	Part #	List
0-250°F X 2 1/2”	5250250	
50-500°F X 2 1/2"	5500250	
0- 250°FX 4"	5250400	
50-500°F X 4"	5500400	
0-250°FX 6"	5250600	
50-500°F X 6"	5500600	
0-250°FX 9"	5250900	
50-500°F X 9"	5500900	

Process connection: 1/2” NPT

STANDARD POCKET

Applications: Pocket thermometers are widely used in kitchens.

- CASE: 04SS hermetiy sealed case
- WINDOW: Plastic
- ACCURACY: ± 2% of span
- TEMPERATURE RANGE: -40°F to 248°F
- WETTED PARTS: SS 304

Size	304 SS	
	Part #	List
1” DIAL, 5” STEM, 0/220 F°	PT1220	
1” DIAL, 5” STEM, 50/550 F°	PT1550	

THERMOWELL

Applications: Stainless Steel thermowells are desgined to protect thermometers installed in industrial processes.



Stem Length "L"	316 SS	
	Part #	List
2-1/2”	T316250	
4”	T316400	
6”	T316600	
9”	T316900	

A 1/2”NPT
B 1/2” NPT
d2 1/2

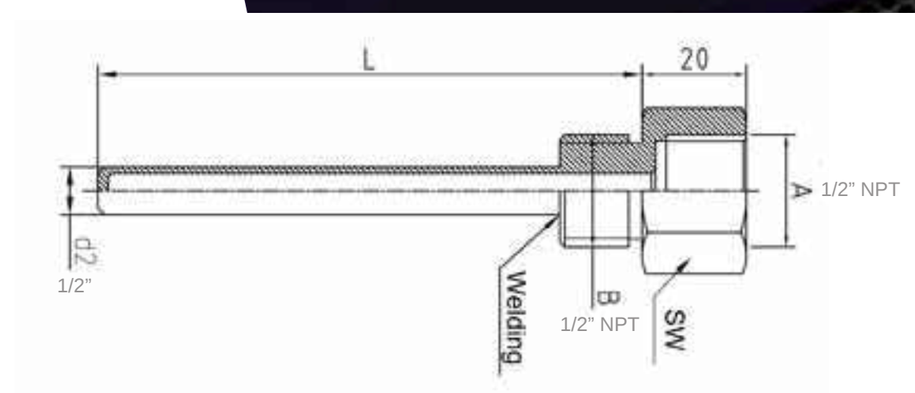

STEEL CASE / BRASS INTERNALS

Applications: Used in hydraulic and pneumatic systems, compressors, regulator machine, and suitable for fluid medium or gaseous which does not clog connection port.

- CASE: Black Steel
- WINDOW: Glass
- INTERNAL: Copper Alloy
- ACCURACY: ± 3/2/3% of span
- TEMPERATURE RANGE: -10°F to 150°F

Size	Mount	PSI	Steel Case / Brass Internals					
			Part #	List	Part #	List	Part #	List
1-1/2"	1/8"		LM		CBM		UC	
		Vacuum 30" Hg	---		G15302V		G15302UV	
		15 psi / 103 kpa	G15151		G15152		G15152U	
		30 psi / 200 kpa	G15301		G15302		G15302U	
		60 psi / 400 kpa	G15601		G15602		G15602U	
		100 psi / 700 kpa	G151001		G151002		G151002U	
		160 psi / 1,100 kpa	G151601		G151602		---	
		200 psi / 1,400 kpa	G152001		G152002		G152002U	

2"	1/4"		LM		CBM		UC	
		Vacuum 30" Hg	---		---		G20302UV	
		15 psi / 103 kpa	G20151		G20152		G20152U	
		30 psi / 200 kpa	G20301		G20302		G20302U	
		60 psi / 400 kpa	G20601		G20602		G20602U	
		100 psi / 700 kpa	G201001		G201002		G201002U	
		160 psi / 1,100 kpa	G201601		G201602		G201602U	
		200 psi / 1,400 kpa	G202001		G202002		G202002U	
		300 psi / 2,100 kpa	G203001		G203002		G203002U	
		400 psi / 2,200 kpa	G204001		G204002		G204002U	
		600 psi / 4,000 kpa	G206001		G206002		G206002U	

2-1/2"	1/4"		LM		CBM		UC	
		Vacuum 0-30" Hg	G25301V		---		G25302UV	
		30 psi x 30" Hg Vac	G2530301		---		---	
		60 psi x 30" Hg Vac	G2530601		---		---	
		100 psi x 30" Hg Vac	G25301001		---		---	
		160 psi x 30" Hg Vac	G25301601		---		---	
		15 psi / 103 kpa	G25151		G25152		G25152U	
		30 psi / 200 kpa	G25301		G25302		G25302U	
		60 psi / 400 kpa	G25601		G25602		G25602U	
		100 psi / 700 kpa	G251001		G251002		G251002U	
		160 psi / 1,100 kpa	G251601		G251602		G251602U	
		200 psi / 1,400 kpa	G252001		G252002		G252002U	
		300 psi / 2,100 kpa	G253001		G253002		G253002U	
		400 psi / 2,800 kpa	G254001		G254002		G254002U	
		600 psi / 4,000 kpa	G256001		G256002		G256002U	
		5,000 psi / 3500 kpa	---		---		G2550002U	

STEEL CASE / BRASS INTERNALS

Applications: Used in hydraulic and pneumatic systems, compressors, regulator machine, and suitable for fluid medium or gaseous which does not clog connection port.

- CASE: Black Steel
- WINDOW: Glass
- INTERNAL: Copper Alloy
- CONNECTION: Brass
- ACCURACY: ± 3/2/3% of span
- TEMPERATURE RANGE: -10°F to 150°F

Size	Mount	PSI	Steel Case / Brass Internals					
			Part #	List	Part #	List	Part #	List
3-1/2"	1/4"		LM		CBM		UC	
		30" psi / 200 kpa	G35301		---		---	
		60" psi / 400 kpa	G35601		---		---	
		100" psi / 700 kpa	G351001		---		---	
		160" psi / 1,100 kpa	G351601		---		---	
		200" psi / 1,400 kpa	G352001		---		---	
		300" psi / 2,100 kpa	G353001		---		---	
		400" psi / 2,800 kpa	G354001		---		---	
		600" psi / 4,000 kpa	G356001		---		---	

4"	1/4"		LM		CBM		UC	
		Vacuum 30" Hg x 30 psi	G4030301		---		---	
		15 psi / 103 kpa	G40151		---		---	
		30 psi / 200 kpa	G40301		---		---	
		60 psi / 400 kpa	G40601		---		---	
		100 psi / 700 kpa	G401001		---		---	
		160 psi / 1,100 kpa	G401601		---		---	
		200 psi / 1,400 kpa	G402001		---		---	
		300 psi / 2,100 kpa	G403001		---		---	
		400 psi / 2,200 kpa	G404001		---		---	
		600 psi / 4,000 kpa	G406001		---		---	
		1,000 psi / 7,000 kpa	G4010001		---		---	
		2,000 psi / 14,000 kpa	G4020001		---		---	
		5,000 psi / 35,000 kpa	G4050001		---		---	

STAINLESS STEEL CASE / BRASS INTERNALS

▶ Applications: Used in hydraulic and pneumatic systems, compressors, regulator machine, and suitable for fluid medium or gaseous which does not clog connection port or corrode stainless steel. Can use for severe service conditions where pulsation or vibration exist. Premium quality and long life.

- CASE: Stainless Steel
- WINDOW: Glass
- INTERNAL: Copper Alloy
- CONNECTION: Brass
- ACCURACY: ± 3/2/3% of span
- TEMPERATURE RANGE: -4°F to 140°F

Size FACE	Mount	PSI	SS Case / Brass Internals			
			Part #	List	Part #	List
2-1/2"	1/4"		LM		UC	
2-1/2"		Vacuum 30" Hg	G25301PSV		G25302PSUV	
		30" Hg Vacuum x 30 psi	G2530301PS		---	
		15 psi / 103 kpa	G25151PS		G25152PSU	
		30 psi / 200 kpa	G25301PS		G25302PSU	
		60 psi / 400 kpa	G25601PS		G25602PSU	
		100 psi / 700 kpa	G251001PS		G251002PSU	
		160 psi / 1,100 kpa	G251601PS		G251602PSU	
		200 psi / 1,400 kpa	G252001PS		G252002PSU	
		300 psi / 2,100 kpa	G253001PS		G253002PSU	
		400 psi / 2,800 kpa	G254001PS		G254002PSU	
		600 psi / 4,000 kpa	G256001PS		G256002PSU	
		1,000 psi / 7,000 kpa	G2510001PS		G2510002PSU	
		1,500 psi / 10,000 kpa	G2515001PS		---	
		2,000 psi / 14,000 kpa	G2520001PS		G2520002PSU	
		3,000 psi / 21,000 kpa	G2530001PS		G2530002PSU	
		4,000 psi / 21,000 kpa	G2540001PS		---	
		5,000 psi / 35,000 kpa	G2550001PS		G2550002PSU	
		10,000 psi / 70,000 kpa	G25100001PS		G25100002PSU	
4"	1/4"		LM		UC	
4"		15 psi / 103 kpa	G40151PS		G40152PSU	
		30 psi / 200 kpa	G40301PS		G40302PSU	
		60 psi / 400 kpa	G40601PS		G40602PSU	
		100 psi / 700 kpa	G401001PS		G401002PSU	
		160 psi / 1,100 kpa	G401601PS		G401602PSU	
		200 psi / 1,400 kpa	G402001PS		G402002PSU	
		300 psi / 2,100 kpa	G403001PS		G403002PSU	
		400 psi / 2,800 kpa	G404001PS		G404002PSU	
		600 psi / 4,000 kpa	G406001PS		G406002PSU	
		1,000 psi / 7,000 kpa	G4010001PS		G4010002PSU	
		1,500 psi / 10,000 kpa	G4015001PS		G4015002PSU	
		2,000 psi / 14,000 kpa	G4020001PS		G4020002PSU	
		3,000 psi / 21,000 kpa	G4030001PS		G4030002PSU	
		5,000 psi / 35,000 kpa	G4050001PS		G4050002PSU	
		10,000 psi / 70,000 kpa	G40100001PS		G40100002PSU	
		15,000 psi / 10,3421kpa	G40150001PS		G40150002PSU	
4"	1/2"		LM		UC	
4"		15 psi / 103 kpa	G40151-1PS		---	
		30 psi / 200 kpa	G40301-1PS		---	
		60 psi / 400 kpa	G40601-1PS		---	
		100 psi / 700 kpa	G401001-1PS		---	
		160 psi / 1,100 kpa	G401601-1PS		---	
		200 psi / 1,400 kpa	G402001-1PS		---	
		300 psi / 2,100 kpa	G403001-1PS		---	
		400 psi / 2,800 kpa	G404001-1PS		---	
		600 psi / 4,000 kpa	G406001-1PS		---	
		1,000 psi / 7,000 kpa	G4010001-1PS		---	
		1,500 psi / 10,000 kpa	---		---	
		2,000 psi / 14,000 kpa	G4020001-1PS		---	
		3,000 psi / 21,000 kpa	G4030001-1PS		---	
		5,000 psi / 35,000 kpa	G4050001-1PS		---	
		6,000 psi / 70,000 kpa	G4060001-1PS		---	

STAINLESS CASE / STAINLESS INTERNALS

▶ Applications: Used in hydraulic and pneumatic systems, compressors, regulator machine, and suitable for fluid medium or gaseous which does not clog connection port or corrode stainless steel. Can use for severe service conditions where pulsation or vibration exist. Premium quality and long life.

- CASE: Stainless Steel
- WINDOW: Glass
- INTERNAL: Stainless Steel
- CONNECTION: Stainless Steel
- ACCURACY: ± 3/2/3% of span
- TEMPERATURE RANGE: -4°F to 140°F

Size FACE	Mount	PSI	All SS			
			Part #	List	Part #	List
2-1/2"	1/4"		LM		UC	
2-1/2"		Vacuum 30"Hg	G25301PSSV		G25302PSSUV	
		30" Hg Vacuum x 30 psi	G2530301PSS		---	
		15 psi / 103 kpa	G25151PSS		G25152PSSU	
		30 psi / 200 kpa	G25301PSS		G25302PSSU	
		60 psi / 400 kpa	G25601PSS		G25602PSSU	
		100 psi / 700 kpa	G251001PSS		G251002PSSU	
		160 psi / 1,100 kpa	G251601PSS		G251602PSSU	
		200 psi / 1,400 kpa	G252001PSS		G252002PSSU	
		300 psi / 2,100 kpa	G253001PSS		G253002PSSU	
		400 psi / 2,800 kpa	---	---	G254002PSSU	
		600 psi / 4,000 kpa	G256001PSS		G256002PSSU	
		1,000 psi / 7,000 kpa	G2510001PSS		G2510002PSSU	
		1,500 psi / 10,000 kpa	G2515001PSS		---	
		2,000 psi / 14,000 kpa	G2520001PSS		G2520002PSSU	
		3,000 psi / 21,000 kpa	G2530001PSS		G2530002PSSU	
		4,000 psi / 28,000 kpa	G2540001PSS		---	
		5,000 psi / 35,000 kpa	G2550001PSS		G2550002PSSU	
		6,000 psi / 42,000 kpa	G2560001PSS		--	
		10,000 psi / 70,000 kpa	G25100001PSS		G25100002PSSU	
4"	1/4"		LM		UC	
4"		15 psi / 103 kpa	G40151PSS		G40152PSSU	
		30 psi / 200 kpa	G40301PSS		G40302PSSU	
		60 psi / 400 kpa	G40601PSS		G40602PSSU	
		100 psi / 700 kpa	G401001PSS		G401002PSSU	
		160 psi / 1,100 kpa	G401601PSS		G401602PSSU	
		200 psi / 1,400 kpa	G402001PSS		G402002PSSU	
		300 psi / 2,100 kpa	G403001PSS		G403002PSSU	
		400 psi / 2,800 kpa	G404001PSS		G404002PSSU	
		600 psi / 4,000 kpa	G406001PSS		G406002PSSU	
		1,000 psi / 7,000 kpa	G4010001PSS		G4010002PSSU	
		1,500 psi / 10,000 kpa	G4015001PSS		G4015002PSSU	
		2,000 psi / 14,000 kpa	G4020001PSS		G4020002PSSU	
		3,000 psi / 21,000 kpa	G4030001PSS		G4030002PSSU	
		5,000 psi / 35,000 kpa	G4050001PSS		G4050002PSSU	
		10,000 psi / 70,000 kpa	G40100001PSS		G40100002PSSU	
		15,000 psi / 10,3421kpa	G40150001PSS		G40150002PSSU	
4"	1/2"		LM			
4"		15 psi / 103 kpa	---			
		30 psi / 200 kpa	G40301-1PSS			
		60 psi / 400 kpa	---			
		100 psi / 700 kpa	G401001-1PSS			
		160 psi / 1,100 kpa	G401601-1PSS			
		200 psi / 1,400 kpa	G402001-1PSS			
		300 psi / 2,100 kpa	G403001-1PSS			
		400 psi / 2,800 kpa	G404001-1PSS			
		600 psi / 4,000 kpa	G406001-1PSS			
		1,000 psi / 7,000 kpa	G4010001-1PSS			
		1,500 psi / 10,000 kpa	---			
		2,000 psi / 14,000 kpa	G4020001-1PSS			
		3,000 psi / 21,000 kpa	G4030001-1PSS			
		5,000 psi / 35,000 kpa	G4050001-1PSS			
		6,000 psi / 70,000 kpa	G4060001-1PSS			
		10,000 psi / 10,3421kpa	G40100001-1PSS			

LIQUID

STAINLESS CASE / STAINLESS INTERNALS - HEAVY DUTY

▶ **Applications: Used in hydraulic and pneumatic systems, compressors, regulator machine, and suitable for fluid medium or gaseous which does not clog connection port or corrode stainless steel. Can use for** severe service conditions where pulsation or vibration exist. Premium quality and long life.

- CASE: Stainless Steel
- WINDOW: Glass
- INTERNAL: Stainless Steel
- CONNECTION: Stainless Steel
- ACCURACY: ± 1.6% of span
- TEMPERATURE RANGE: -4°F to 140°F

Case Venting: Liquid filled gauges should be vented to atomosphere to relief internal case pressure prior to use.You can easliy do this by turning the valve lever on the back of the gauage to the open position. Liquid-Fill gauges are typiy shipped with the valve in the closed position.

Accuracy:
± 1.6% of full scale

Size (FACE)	Mount	PSI	SS Part #	SS List
2-1/2"	1/4"		LM	
2-1/2"		30 psi / 200 kpa	118AL25N4P30	
		60 psi / 400 kpa	118AL25N4P60	
		100 psi / 700 kpa	118AL25N4P100	
		160 psi / 1,100 kpa	118AL25N4P160	
		200 psi / 1,400 kpa	118AL25N4P200	
		300 psi / 2,100 kpa	118AL25N4P300	
		400 psi / 2,200 kpa	118AL25N4P400	
		600 psi / 4,000 kpa	118AL25N4P600	
		1,000 psi / 7,000 kpa	118AL25N4P1000	
		1,500 psi / 10,000 kpa	118AL25N4P1500	
		2,000 psi / 14,000 kpa	118AL25N4P2000	
		3,000 psi / 21,000 kpa	118AL25N4P3000	
		5,000 psi / 35,000 kpa	118AL25N4P5000	
		10,000 psi / 70,000 kpa	118AL25N4P10000	

Accuracy:
± 1.0% of full scale

Size (FACE)	Mount	PSI	SS Part #	SS List
4"	1/2"			
4"		30 psi / 200 kpa	118AL40N2P30	
		60 psi / 400 kpa	118AL40N2P60	
		100 psi / 700 kpa	118AL40N2P100	
		160 psi / 1,100 kpa	118AL40N2P160	
		200 psi / 1,400 kpa	118AL40N2P200	
		300 psi / 2,100 kpa	118AL40N2P300	
		400 psi / 2,200 kpa	118AL40N2P400	
		600 psi / 4,000 kpa	118AL40N2P600	
		1,000 psi / 7,000 kpa	118AL40N2P1000	
		1,500 psi / 10,000 kpa	118AL40N2P1500	
		2,000 psi / 14,000 kpa	118AL40N2P2000	
		3,000 psi / 21,000 kpa	118AL40N2P3000	
		5,000 psi / 35,000 kpa	118AL40N2P5000	
		10,000 psi / 70,000 kpa	118AL40N2P10000	

Accuracy:
± 1.0% of full scale

Size (FACE)	Mount	PSI	SS Part #	SS List
6"	1/2"			
6"		30 psi / 200 kpa	118AL60N2P30	
		60 psi / 400 kpa	118AL60N2P60	
		100 psi / 700 kpa	118AL60N2P100	
		160 psi / 1,100 kpa	118AL60N2P160	
		200 psi / 1,400 kpa	118AL60N2P200	
		300 psi / 2,100 kpa	118AL60N2P300	
		400 psi / 2,200 kpa	118AL60N2P400	
		600 psi / 4,000 kpa	118AL60N2P600	
		1,000 psi / 7,000 kpa	118AL60N2P1000	
		1,500 psi / 10,000 kpa	118AL60N2P1500	
		2,000 psi / 14,000 kpa	118AL60N2P2000	
		3,000 psi / 21,000 kpa	118AL60N2P3000	
		5,000 psi / 35,000 kpa	118AL60N2P5000	
		10,000 psi / 70,000 kpa	118AL60N2P10000	

LIQUID/DRY

STAINLESS CASE / STAINLESS INTERNALS - FRONT PANEL MOUNT

▶ **Applications: Used in hydraulic and pneumatic systems, compressors, regulator machine, and suitable for fluid medium or gaseous which does not clog connection port or corrode stainless steel. Can use for** severe service conditions where pulsation or vibration exist. Premium quality and long life.

- CASE: Stainless Steel
- WINDOW: Poly Carbonate
- INTERNAL: Stainless Steel
- CONNECTION: Stainless Steel 2 pieces
- ACCURACY: ± 1.6% of Full Scale
- TEMPERATURE RANGE: -4°F to 140°F

Size (FACE)	Mount	PSI	SS Part #	SS List
2-1/2"	1/4"		CMB	
2-1/2"		15 psi / 103 kpa	FFG25152PSSU	
		30 psi / 200 kpa	FFG25302PSSU	
		60 psi / 400 kpa	FFG25602PSSU	
		100 psi / 700 kpa	FFG251002PSSU	
		160 psi / 1100 kpa	FFG251602PSSU	
		200 psi / 1400 kpa	FFG252002PSSU	
		300 psi / 2100 kpa	FFG253002PSSU	
		400 psi / 2800 kpa	FFG254002PSSU	
		600 psi / 4000 kpa	FFG256002PSSU	
		800 psi / 5500 kpa	FFG258002PSSU	
		1,000 psi / 7,000 kpa	FFG2510002PSSU	
		1,500 psi / 10,000 kpa	FFG2515002PSSU	
		2,000 psi / 14,000 kpa	FFG2520002PSSU	
		3,000 psi / 21,000 kpa	FFG2530002PSSU	
		5000 psi / 35,000 kpa	FFG2550002PSSU	

PROCESS

Liquid

Size (FACE)	Mount	PSI	316 SS Tube / Alloy Tip & Socket LM Part #	List
4-1/2"	1/2"			
		200	L9834031-200	
		600	L9834885-600	
		1,000	L9834074-1000	
		1,500	L9834907-1500	
		2,000	L9834915-2000	
		3,000	L9834923-3000	
		5,000	L9834931-5000	
		10,000	L9834940-10000	

- CASE: Fiberglass reinforced thermoplastic, black
- WINDOW: Acrylic
- INTERNAL:
- CONNECTION: Stainless Steel
- ACCURACY: ± 0.5% of full scale ASME B40.1 Grade 2A
- TEMPERATURE RANGE: -4°F to 140°F

Dry

Size (FACE)	Mount	PSI	316 SS Tube / Alloy Tip & Socket LM Part #	List
4-1/2"	1/2"			
		200	9834850-200	
		600	9834065-600	
		1,000	9834893-1000	
		1,500	9834907-1500	
		2,000	9834915-2000	
		3,000	9834923-3000	
		5,000	9834931-5000	
		10,000	9834940-10000	

- CASE: Fiberglass reinforced thermoplastic, black
- WINDOW: Acrylic
- CONNECTION: Stainless Steel
- ACCURACY: ± 0.5% of full scale ASME B40.1 Grade 2A
- TEMPERATURE RANGE: -4°F to 140°F

AMMONIA

Liquid

Size (FACE)	Mount	PSI	SS Case / Brass Internals LM Part #	List
2-1/2"	1/4"			
30"-0-150 psi / 84°F			G250001APSS	
30"-0-400 psi / 84°F			G250021APSS	

- CASE: Stainless Steel
- WINDOW: Glass
- INTERNAL: Copper Alloy
- CONNECTION: Brass
- ACCURACY: ± 3/2/3% of span
- TEMPERATURE RANGE: -4°F to 140°F

Dry

Size (FACE)	Mount	PSI	SS Case / Brass Internals LM Part #	List
2-1/2"	1/4"			
30"-0-150 psi / 84°F			G2500001A	

- CASE: Stainless Steel
- WINDOW: Glass
- INTERNAL: Brass
- CONNECTION: Brass
- ACCURACY: ± 3/2/3% of spanTEMPERATURE RANGE: -4°F to 140°F

OXYGEN

Applications: Industrial forged brass housing and filled w/Glycerin oil to dapen out vibration, the construction makes the FBG ideal for heavy industry applications such as hydraulic equipment. Suitable for medium or Gaseous which does not clog connection port or corrode copper alloy.

- CASE: Stainless Steel
- WINDOW: Glass
- INTERNAL: Stainless Steel
- CONNECTION: Stainless Steel
- ACCURACY: ± 1.6% of span
  TEMPERATURE RANGE: -4°F to 140°F

Size	Mount	Range	Brass Aluminum Dials Part #	List
2”	1/4”			
		0-200	G-2-200SF	
		0-4000	G-2-4000SF	
2-1/2”	1/4”			
		0-200	G-25-200SF	
		0-4000	G-25-4000SF	

Size	Plastic Part #	List
2”		
	AC20	
2-1/2”		
	AC25	

PIGTAIL - STEAM GAUGE

For Vertical Use

Connection Size	Material	Max PSI	Temp. ° F	Part #	List
1/4”	Sch 40 Brass	250	400	4201779	
1/4”	Sch 40 Steel	500	400	4201787	
1/4”	Sch 80 Steel	800	400	4201788	
1/4”	Sch 40 316SS	500	400	4201761	
1/2”	Sch 80 Steel	800	400	4201789	

COIL - STEAM GAUGE

For Horizontal Use

Connection Size	Material	Max PSI	Temp. ° F	Part #	List
1/4”	Brass	250	400	4201809	
1/4”	Sch 40 Steel	500	400	4201817	
1/4”	Sch 80 Steel	800	400	4201825	
1/2”	Sch 80 Steel	800	400	4201833	

FULL SIZE

316 SS: Designed for applications where caustic liquids & corrosive media are common.

Carbon Steel: Designed for applications where non corrosive media are used, air, water and oil.

Size	Details	6,000 Nylon Seat Valves Alloy Steel: Carbon Steel Part #	List	6,000 Nylon Seat Valves 316 SS: Stainless Steel Part #	List	10,000 Hard Seat Valves Alloy Steel: Carbon Steel Part #	List	10,000 Hard Seat Valves 316 SS: Stainless Steel Part #	List
1/4”									
	F x F	NVC4F4F-6		NVS4F4F-6		NVC4F4F-1		NVS4F4F-1	
	M x F	NVC4M4F-6		NVS4M4F-6		NVC4M4F-1		NVS4M4F-1	
	M x F Angle	NVCA4M4F-6		NVSA4MAF-6		NVCA4M4F-1		NVSA4M4F-1	
3/8”									
	F x F	---		NVS6F6F-6		---		---	
	M x F	---		NVS6M6F-6		---		---	
1/2”									
	F x F	NVC8F8F-6		NVS8F8F-6		NVC8F8F-1		NVS8F8F-1	
	M x F	NVC8M8F-6		NVS8M8F-6		NVC8M8F-1		NVS8M8F-1	
	M x F Angle	NVCA8M8F-6		NVSA8M8F-6		NVCA8M8F-1		NVSA8M8F-1	
3/4”									
	F x F	NVC12F12F-6		NVS12F12F-6		NVC12F12F-1		NVS12F12F-1	
	M x F	NVC12M12F-6		NVS12M12F-6		NVC12M12F-1		NVS12M12F-1	
1”									
	F x F	NVC16F16F-6		NVS16F16F-6		NVC16F16F-1		NVS16F16F-1	
	M x F	NVC16M16F-6		NVS16M16F-6		NVC16M16F-1		NVS16M16F-1	

MINI

Size	Details	6,000 Nylon Seat Valves Alloy Steel: Carbon Steel Part #	List	6,000 Nylon Seat Valves 316 SS: Stainless Steel Part #	List
1/4”					
	F x F	NVCM4F4F		NVSM4F4F	
	M x F	NVCM4M4F		NVSM4M4F	
1/2”					
	M x F	NVCM8M8F		NVSM8M8F	

PRESSURE SNUBBERS - PRESSURE SURGE & SHOCK SNUBBERS

Connection Size	Material	Max PSI	Part #	List
1/4”	Brass	3,000	MODEL 010B	
1/4”	303SS	5,000	MODEL 010S	
1/2”	Brass	5,000	MODEL 060B	
1/2”	303SS	5,000	MODEL 060S	
3/8”	Brass	5,000	MODEL 050B	

CAT 4

INDEX

1 COMBINATION NIPPLES 172-177
2 NIPPLES 178-180
3 MERCHANT 181
4 COUPLINGS 182-183
5 HAMMER UNIONS 184-185
6 FLANGES 186-189
7 STUB ENDS 190-191
8 VALVES 192-199

PIPE FITTINGS/ VALVES

MALE NPT

Schedule 40 pipe

Size	Working Pressure PSI	Black Steel		Zinc Plated Steel		316 SS		304 SS	
		Part #	List	Part #	List	Part #	List	Part #	List
1/2”	200	SF050S		SF050SP		SF050SS6		SF050SS	
3/4”	200	SF075S		SF075SP		SF075SS6		SF075SS	
1”	200	SF100S		SF100SP		SF100SS6		SF100SS	
1-1/4”	200	SF125S		SF125SP		SF125SS6		SF125SS	
1-1/2”	200	SF150S		SF150SP		SF150SS6		SF150SS	
2”	200	SF200S		SF200SP		SF200SS6		SF200SS	
2-1/2”	200	SF250S		SF250SP		SF250SS6		SF250SS	
3”	200	SF300S		SF300SP		SF300SS6		SF300SS	
4”	200	SF400S		SF400SP		SF400SS6		SF400SS	
5”	200	SF500S		SF500SP		SF500SS6		SF500SS	
6”	200	SF600S		SF600SP		SF600SS6		SF600SS	
8”	200	SF800S		SF800SP		--		--	
10”	200	SF1000S		SF1000SP		--		--	
12”	200	SF1200S		SF1200SP		--		--	

Size	Working Pressure PSI	Aluminum		Brass		Polypropylene		
		Part #	List	Part #	List	WORKING PSI	Part #	List
1/2”	200	SF050A		SF050B		75	SF050PP	
3/4”	200	SF075A		SF075B		75	SF075PP	
1”	200	SF100A		SF100B		75	SF100PP	
1-1/4”	200	SF125A		SF125B		75	SF125PP	
1-1/2”	200	SF150A		SF150B		75	SF150PP	
2”	200	SF200A		SF200B		75	SF200PP	
2-1/2”	200	SF250A		SF250B		75	SF250PP	
3”	200	SF300A		SF300B		75	SF300PP	
4”	200	SF400A		SF400B		75	SF400PP	
5”	200	SF500A		--		---	--	
6”	200	SF600A		--		---	--	

General Uses:

Working pressures may vary with type and clamping system used to install couplings. Combination Nipples are recommended for low pressure discharge and suction service for compatible liquids. NOT for compressible products such as Air, Nitrogen and Steam. * All blank end & grooved combination nipples are made using Schedule 40 pipe. Seal Fast Crimp Combination Nipples are to be used with Seal Fast Ferrules and Crimp Sleeves. They are designed with an Interlock System which allows the Ferrule to be permanently attached to the coupling. **WORKING PRESSURE 200, 150, 75 PSI**

WELD BEVEL

Schedule 40 pipe

Size	Working Pressure PSI	Black Steel		316 SS		Aluminum	
		Part #	List	Part #	List	Part #	List
1/2”	200	SF050SB		--		---	
3/4”	200	SF075SB		SF075BSS6		---	
1”	200	SF100SB		SF100BSS6		SF100BA	
1-1/4”	200	SF125SB		SF125BSS6		SF125BA	
1-1/2”	200	SF150SB		SF150BSS6		SF150BA	
2”	200	SF200SB		SF200BSS6		SF200BA	
2-1/2”	200	SF250SB		SF250BSS6		SF250BA	
3”	200	SF300SB		SF300BSS6		SF300BA	
4”	200	SF400SB		SF400BSS6		SF400BA	
5”	200	SF500SB		SF500BSS6		SF500BA	
6”	200	SF600SB		SF600BSS6		SF600BA	
8”	200	SF800SB		--		---	
10”	200	SF1000SB		--		---	

GROOVED - SCHEDULE 40

Schedule 40 pipe

Size	Working Pressure PSI	Black Steel		316 SS	
		Part #	List	Part #	List
3/4”	200	SF075SG		---	
1”	200	SF100SG		SF100SSG6	
1-1/4”	200	SF125SG		SF125SSG6	
1-1/2”	200	SF150SG		SF150SSG6	
2”	200	SF200SG		SF200SSG6	
2-1/2”	200	SF250SG		SF250SSG6	
3”	200	SF300SG		SF300SSG6	
4”	200	SF400SG		SF400SSG6	
5”	200	SF500SG		---	
6”	200	SF600SG		---	
8”	200	SF800SG		---	
10”	200	SF1000SG		---	

General Uses:

Working pressures may vary with type and clamping system used to install couplings. Combination Nipples are recommended for low pressure discharge and suction service for compatible liquids. NOT for compressible products such as Air, Nitrogen and Steam. * All blank end & grooved combination nipples are made using Schedule 40 pipe. Seal Fast Crimp Combination Nipples are to be used with Seal Fast Ferrules and Crimp Sleeves. They are designed with an Interlock System which allows the Ferrule to be permanently attached to the coupling. **WORKING PRESSURE 200, 150 PSI**

CRIMPTEK™ NPT THREADED

Schedule 40 pipe

Size	Working Pressure PSI	ZINC PLATED STEEL Part #	List	316 SS Part #	List
1”	200	SF100SPC		SF100SS6C	
1-1/4”	200	SF125SPC		---	
1-1/2”	200	SF150SPC		SF150SS6C	
2”	200	SF200SPC		SF200SS6C	
2-1/2”	200	SF250SPC		---	
3”	200	SF300SPC		SF300SS6C	
4”	200	SF400SPC		SF400SS6C	
6”	200	SF600SPC		SF600SS6C	

CRIMPTEK™ WELD BEVEL

Schedule 40 pipe

Size	Working Pressure PSI	STEEL Part #	List	316 SS Part #	List
1”	200	SF100SBC		SF100SSB6C	
1-1/4”	200	SF125SBC		---	
1-1/2”	200	SF150SBC		SF150SSB6C	
2”	200	SF200SBC		SF200SSB6C	
2-1/2”	200	SF250SBC		---	
3”	200	SF300SBC		SF300SSB6C	
4”	200	SF400SBC		SF400SSB6C	
6”	200	SF600SBC		SF600SSB6C	

CRIMPTEK™ GROOVED

Schedule 40 pipe

Size	Working Pressure PSI	STEEL Part #	List	316 SS Part #	List
1”	200	SF100SGC		SF100SSG6C	
1-1/2”	200	SF150SGC		SF150SSG6C	
2”	200	SF200SGC		SF200SSG6C	
3”	200	SF300SGC		SF300SSG6C	
4”	200	SF400SGC		SF400SSG6C	
6”	200	SF600SGC		SF600SSG6C	

KC TURN BACK

Schedule 40 pipe

Size	WORKING PSI	PLATED IRON * Part #	List	316 SS * Part #	List
1”	150	SF100SPTBC		SF100SSTB6C	
1-1/4”	150	SF125SPTBC		SF125SSTB6C	
1-1/2”	150	SF150SPTBC		SF150SSTB6C	
2”	150	SF200SPTBC		SF200SSTB6C	
2-1/2”	150	SF250SPTBC		SF250SSTB6C	
3”	150	SF300SPTBC		SF300SSTB6C	
4”	150	SF400SPTBC		SF400SSTB6C	
6”	150	SF600SPTBC		SF600SSTB6C	
8”	150	SF800SPTBC		SF800SSTB6C	
10”	150	SF1000SPTBC		SF1000SSTB6C	
12”	150	SF1200SPTBC		SF1200SSTB6C	

* WARNING: Working Pressures may vary depending on how the couplings are attached to the hose assembly. Before operation, always check the hose assembly for proper attachment and that couplings are in working order.

A Turned Back Nipple, when used in a Floating Flange Assembly, allows the flange to be aligned without stressing (twisting) the hose.This generally increases the hose service life by eliminating a common cause of permature hose failure. For use with Lap Joint Flanges

General Uses:

Working pressures may vary with type and clamping system used to install couplings. Combination Nipples are recommended for low pressure discharge and suction service for compatible liquids. NOT for compressible products such as Air, Nitrogen and Steam. * All blank end & grooved combination nipples are made using Schedule 40 pipe. Seal Fast Crimp Combination Nipples are to be used with Seal Fast Ferrules and Crimp Sleeves. They are designed with an Interlock System which allows the Ferrule to be permanently attached to the coupling. **WORKING PRESSURE 200, 150 PSI**

LONG SHANK

Schedule 40 pipe

Size	Working Pressure PSI	Zinc Plated Steel Part #	List	316 SS Part #	List
1-1/4”	200	SF125LSP		SF125LSS6	
1-1/2”	200	SF150LSP		SF150LSS6	
2”	200	SF200LSP		SF200LSS6	
2-1/2”	200	SF250LSP		SF250LSS6	
3”	200	SF300LSP		SF300LSS6	
4”	200	SF400LSP		SF400LSS6	

HEX

Size	Working Pressure PSI	Steel Part #	List	Zinc Plated Steel Part #	List
1/2”	200	SF050HXS		SF050HXSP	
3/4”	200	SF075HXS		SF075HXSP	
1”	200	SF100HXS		SF100HXSP	
1-1/4”	200	SF125HXS		SF125HXSP	

REDUCING & INCREASING NIPPLES - SHANK X MALE NPT

Schedule 40 pipe

Size Hose x NPT	Working Pressure PSI	Steel Part #	List	Zinc Plated Steel Part #	List	304 SS Part #	List
3/4” x 1/2”	200	SF075050S		SF075050SP		SF075050SS	
3/4” x 1”	200	SF075100S		SF075100SP		SF075100SS	
1” x 3/4”	200	SF100075S		SF100075SP		SF100075SS	
1” x 1-1/4”	200	SF100125S		SF100125SP		SF100125SS	
1-1/4” x 1”	200	SF125100S		SF125100SP		SF125100SS	
1-1/4” x 1-1/2”	200	SF125150S		SF125150SP		SF125150SS	
1-1/2” x 1”	200	SF150100S		SF150100SP		SF150100SS	
1-1/2” x 1-1/4”	200	SF150125S		SF150125SP		SF150125SS	
1-1/2” x 2”	200	SF150200S		SF150200SP		SF150200SS	
2” x 1-1/2”	200	SF200150S		SF200150SP		SF200150SS	
2” x 2-1/2”	200	SF200250S		SF200250SP		SF200250SS	
2” x 3”	200	SF200300S		SF200300SP		SF200300SS	
2-1/2” x 2”	200	SF250200S		SF250200SP		SF250200SS	
3” x 2”	200	SF300200S		SF300200SP		SF300200SS	

HOSE MENDERS

Schedule 40 pipe

Size	Zinc Plated Steel Part #	List	316 SS Part #	List	304 SS Part #	List	Polypropylene Part #	List
1/4”	SF025M		---		---		---	
3/8”	SF038M		---		---		---	
1/2”	SF050M		SF050MSS6		SF050MSS		HM050	
5/8”	SF058M		---		---		---	
3/4”	SF075M		SF075MSS6		SF075MSS		HM075	
1”	SF100M		SF100MSS6		SF100MSS		HM100	
1-1/4”	SF125M		SF125MSS6		SF125MSS		HM125	
1-1/2”	SF150M		SF150MSS6		SF150MSS		HM150	
2”	SF200M		SF200MSS6		SF200MSS		HM200	
2-1/2”	SF250M		SF250MSS6		SF250MSS		---	
3”	SF300M		SF300MSS6		SF300MSS		HM300	
4”	SF400M		SF400MSS6		SF400MSS		---	
5”	SF500M		---		---		---	
6”	SF600M		SF600MSS6		SF600MSS		---	
8”	SF800M		---		---		---	
10”	SF1000M		---		---		---	
12”	SF1200M		---		---		---	

General Uses:

Working pressures may vary with type and clamping system used to install couplings. Combination Nipples are recommended for low pressure discharge and suction service for compatible liquids. NOT for compressible products such as Air, Nitrogen and Steam. * All blank end & grooved combination nipples are made using Schedule 40 pipe. Seal Fast Crimp Combination Nipples are to be used with Seal Fast Ferrules and Crimp Sleeves. They are designed with an Interlock System which allows the Ferrule to be permanently attached to the coupling. **WORKING PRESSURE 200, 150 PSI**

HOSE BARB

Schedule 40 pipe

▸*Not for use with Notched Ferrule

	Size	Working Pressure PSI	316 SS Part #	List
No Collar	1/2”	200	HB 050SSI	
	3/4”	200	HB 075SSI	
	1”	200	HB 100SSI	
	1-1/4”	200	HB 125SSI	

	Size	Working Pressure PSI	316 SS - Investment Cast Part #	List
With Collar	1-1/2”	200	HB 150SSI	
	2”	200	HB 200SSI	
	2-1/2”	200	HB 250SSI	
	3”	200	HB 300SSI	
	4”	200	HB 400SSI	
	6”	200	HB 600SSI	

INDUSTRIAL HEAVY DUTY STEMS

Schedule 40 pipe

▸*Use with Industrial Ferrules on p.187

Hose I.D.	Working Pressure PSI	Male NPT - Zinc Plated Steel Part #	List	Weld Bevel - Steel Part #	List	Groove Stem - Steel Part #	List
1-1/2”	800	HD150NPT		–		–	
2”	800	HD200NPT		HD200WB		HD200G	
2-1/2”	800	HD250NPT		HD250WB		HD250G	
3”	800	HD300NPT		HD300WB		HD300G	
4”	500	HD400NPT		HD400WB		HD400G	
5”	500	HD500NPT		HD500WB		HD500G	
6”	500	HD600NPT		HD600WB		HD600G	
8”	300	HD800NPT		HD800WB		HD800G	

Hose I.D.	Working Pressure PSI	Male NPT - 304 SS Part #	List	Weld Bevel - 304 SS Part #	List
1-1/2”	800	HD150NPTSS		---	
2”	800	HD200NPTSS		HD200WBSS	
2-1/2”	800	HD250NPTSS		---	
3”	800	HD300NPTSS		HD300WBSS	
4”	500	HD400NPTSS		HD400WBSS	

General Uses:

Working pressures may vary with type and clamping system used to install couplings. Combination Nipples are recommended for low pressure discharge and suction service for compatible liquids. NOT for compressible products such as Air, Nitrogen and Steam. * All blank end & grooved combination nipples are made using Schedule 40 pipe. Seal Fast Crimp Combination Nipples are to be used with Seal Fast Ferrules and Crimp Sleeves. They are designed with an Interlock System which allows the Ferrule to be permanently attached to the coupling. **WORKING PRESSURE 200, 150 PSI**

HEAVY DUTY INDUSTRIAL

Hose I.D.	Hose OD Size Range	Ferrule Size OD	ID	LG	FWT	Zinc Plated Steel Part #	List
2”							
	2-1/2” to 2-5/8”	3”	2-3/4”	3-1/2”	1/8”	HD200FA	
	2-5/8” to 2-7/8”	3-1/4”	3”	3-1/2”	1/8”	HD200FB	
	2-7/8” to 3-1/8”	3-1/2”	3-1/4”	3-1/2”	1/8”	HD200FC	
2-1/2”							
	3” to 3-1/8”	3-1/2”	3-1/4”	4-1/4”	1/8”	HD250FA	
	3-1/8” to 3-5/8”	4”	3-3/4”	4-1/4”	1/8”	HD250FB	
3”							
	3-1/2” to 3-5/8”	4”	3-3/4”	5”	1/8”	HD300FA	
	3-5/8” to 3-7/8”	4-1/2”	4”	5”	1/4”	HD300FB	
	3-7/8” to 4”	4-1/2”	4-1/8”	5”	3/16”	HD300FC	
	4” to 4-1/8”	4-1/2”	4-1/4”	5”	1/8”	HD300FD	
	4-1/8” to 4-1/4”	5”	4-1/2”	5”	1/4”	HD300FE	
4”							
	4-1/2” to 4-3/4”	5-1/4”	4-7/8”	5-1/2”	3/16”	HD400FA	
	4-3/4” to 4-15/16”	5-9/16”	5-1/16”	5-1/2”	1/4”	HD400FB	
	4-15/16” to 5-1/16”	5-9/16”	5-3/16”	5-1/2”	3/16”	HD400FC	
	5-1/16” to 5-3/16”	5-9/16”	5-5/16”	5-1/2”	1/8”	HD400FD	
	5-1/4” to 5-3/8”	6”	5-1/2”	5-1/2”	1/4”	HD400FE	
	5-1/4” to 5-1/2”	6”	5-5/8”	5-1/2”	3/16”	HD400FF	
5”							
	5-3/4” to 6”	6-5/8”	6-1/8”	6-7/8”	1/4”	HD500FA	
	6” to 6-3/8”	7”	6-1/2”	6-5/8”	1/4”	HD500FB	
6”							
	6-3/4” to 7-1/8”	7-5/8”	7-1/4”	7-1/2”	3/16”	HD600FA	
	7-1/8” to 7-3/8”	8”	7-1/2”	7-1/2”	1/4”	HD600FB	
	7-3/8” to 7-9/16”	8-3/16”	7-11/16”	7-1/2”	1/4”	HD600FC	
	7-5/8” to 8”	8-5/8”	8-1/8”	7-1/2”	1/4”	HD600FD	
8”							
	9” to 9-3/8”	10”	9-1/2”	8-3/4”	1/4”	HD800FA	
	9-7/16” to 10-1/8”	10-3/4”	10-1/4”	8-1/2”	1/4”	HD800FB	

LIGHT DUTY INDUSTRIAL

Hose I.D.	Hose OD Size Range	Ferrule Size OD	ID	LG	FWT	Zinc Plated Steel Part #	List
1-1/2”							
	1-15/16” X 2”	2.40”	2.14”	2.8”	---	LD150-1	
	2-1/64” X 2-1/8”	2.50”	2.26”	2.8”	---	LD150-2	
	2-9/64” X 2-1/4”	2.60”	2.38”	2.8”	---	LD150-3	
2”							
	2-9/16” to 2-5/8”	3.04”	2.75”	3.4”	---	LD200-1	
	2-41/64” X 2-3/4”	3.14”	2.88”	3.4”	---	LD200-2	
	2-49/64” X 2-7/8”	3.26”	3.01”	3.4”	---	LD200-3	
2-1/2”							
	3-1/16” X 3-1/8”	3.55”	3.25”	3.7”	---	LD250-1	
	3-9/64” X 3-1/4”	3.64”	3.35”	3.9”	---	LD250-2	
3”							
	3-9/16” X 3-5/8”	4.00”	3.72”	4.6”	---	LD300-1	
	3-41/64” X 3-3/4”	4.16”	3.87”	4.6”	---	LD300-2	
	3-49/64” X 3-7/8”	4.26”	3.92”	4.6”	---	LD300-3	
4”							
	4-5/8” X 4-11/16”	5.25”	4.95”	5.2”	---	LD400-1	
	4-45/64” X 4-13/16”	5.38”	5.07”	5.4”	---	LD400-2	
	4-53/64” X 4-15/16”	5.50”	5.13”	5.4”	---	LD400-3	

THREADED NIPPLES

Schedule 40 pipe

Close

Size	Length	Black Steel		Galvanized Steel		316 SS		Qty
		Part #	List	Part #	List	Part #	List	
1/4”								
	CLOSE	NB02001		---		NSS02001		25
	2”	NB02020		---		NSS02020		25
	6”	NB02060		---		NSS02060		25
3/8”								
	CLOSE	NB03001		---		NSS03001		25
	2”	NB03020		---		NSS03020		25
	4”	NB03040		---		---		25
	6”	NB03060		---		NSS03060		25
1/2”								
	CLOSE	NB04001		NG04001		NSS04001		25
	1-1/2”	NB04015		NG04015		NSS04015		25
	2”	NB04020		---		NSS04020		25
	2-1/2”	NB04025		NG04025		---		25
	3”	NB04030		NG04030		NSS04030		25
	3-1/2”	NB04035		---		---		25
	4”	NB04040		---		NSS04040		25
	4-1/2”	NB04045		NG04045		---		25
	5”	NB04050		---		---		25
	5-1/2”	NB04055		---		---		25
	6”	NB04060		---		NSS04060		25
3/4”								
	CLOSE	NB05001		NG05001		NSS05001		25
	1-1/2”	NB05015		NG05015		---		25
	2”	NB05020		NG05020		NSS05020		25
	2-1/2”	NB05025		NG05025		---		25
	3”	NB05030		NG05030		NSS05030		25
	3-1/2”	NB05035		NG05035		---		25
	4”	NB05040		NG05040		NSS05040		25
	4-1/2”	NB05045		---		---		25
	5”	NB05050		NG05050		---		25
	5-1/2”	NB05055		NG05055		NSS05055		25
	6”	NB05060		---		NSS05060		25

THREADED NIPPLES

Schedule 40 pipe

Size	Length	Black Steel		Galvanized Steel		316 SS		Qty
		Part #	List	Part #	List	Part #	List	
1”								
	CLOSE	NB06001		---		NSS06001		25
	2”	NB06020		NG06020		NSS06020		25
	2-1/2”	NB06025		---		---		25
	3”	NB06030		NG06030		NSS06030		25
	3-1/2”	NB06035		---		---		25
	4”	NB06040		NG06040		NSS06040		25
	4-1/2”	NB06045		---		---		25
	5”	NB06050		---		---		25
	5-1/2”	NB06055		NG06055		---		25
	6”	NB06060		---		NSS06060		25
1-1/4”								
	CLOSE	NB07001		NG07001		NSS07001		25
	2”	NB07020		---		NSS07020		25
	2-1/2”	NB07025		---		---		25
	3”	NB07030		---		NSS07030		25
	3-1/2”	NB07035		---		---		25
	4”	NB07040		---		NSS07040		25
	4-1/2”	NB07045		---		---		25
	5”	NB07050		---		---		25
	5-1/2”	NB07055		---		---		25
	6”	NB07060		---		NSS07060		25
1-1/2”								
	CLOSE	NB08001		NG08001		NSS08001		25
	2”	NB08020		---		NSS08020		25
	2-1/2”	NB08025		NG08025		---		25
	3”	NB08030		---		NSS08030		25
	3-1/2”	NB08035		---		---		25
	4”	NB08040		---		NSS08040		25
	4-1/2”	NB08045		---		---		25
	5”	NB08050		NG08050		---		25
	5-1/2”	NB08055		---		---		25
	6”	NB08060		---		NSS08060		25
2”								
	CLOSE	NB09001		NG09001		NSS09001		25
	2-1/2”	NB09025		NG09025		NSS09025		25
	3”	NB09030		NG09030		NSS09030		25
	3-1/2”	NB09035		---		---		25
	4”	NB09040		---		NSS09040		25
	4-1/2”	NB09045		NG09045		---		25
	5”	NB09050		---		NSS09050		25
	5-1/2”	NB09055		---		NSS09055		25
	6”	NB09060		---		NSS09060		25
	8”	NB09080		---		---		25
3”								
	CLOSE	NB11001		NG11001		NSS11001		10
	3”	NB11030		---		NSS11030		10
	4”	NB11040		NG11040		NSS11040		10
	6”	NB11060		NG11060		NSS11060		10
4”								
	CLOSE	NB12001		NG12001		---		10
	4”	NB12040		NG12040		NSS12040		10
	6”	NB12060		NG12060		NSS12060		10
	8”	NB12080		---		---		10
6”								
	CLOSE	NB13001		---		---		1
	4”	NB13040		---		---		1
	6”	NB13060		---		---		1
	8”	NB13080		---		---		1
8”								
	CLOSE	NB14001		---		---		1
	6”	NB14060		---		---		1
	8”	NB14080		---		---		1

THREADED REDUCING NIPPLES

*Not for use as drilling swage

Size	Black Steel		Zinc Plated Steel	
	Part #	List	Part #	List
3/4" X 1/2"	SFRN075050S		SFRN075050SP	
1" X 3/4"	SFRN100075S		SFRN100075SP	
1-1/4" X 1"	SFRN125100S		SFRN125100SP	
1-1/2" X 1-1/4"	SFRN150125S		SFRN150125SP	
2" X 1-1/2"	SFRN200150S		SFRN200150SP	
2-1/2" X 2"	SFRN250200S		SFRN250200SP	
3" X 2"	SFRN300200S		SFRN300200SP	
3" X 2-1/2"	SFRN300250S		SFRN300250SP	
4" X 3"	SFRN400300S		SFRN400300SP	

T.O.E. WELDING NIPPLE

Made from schedule 40 pipe

Size	304 SS		316 SS	
	Part #	List	Part #	List
1/4" x 2"	T0252-04		T0252-16	
3/8" x 1-1/2"	T03815-04		T03815-16	
3/8" x 2"	T0382-04		T0382-16	
1/2" x 2"	T0502-04		T0502-16	
3/4" x 1-1/2"	---		T075150-16	
3/4" x 2"	T0752-04		T0752-16	
3/4" x 3"	T0753-04		T0753-16	
1" x 2"	T1002-04		T1002-16	
1" x 3"	T1003-04		T1003-16	
1-1/4" x 2"	T1252-04		T1252-16	
1-1/2" x 2"	---		T1502-16	
1-1/2" x 2-1/2"	T15025-04		T15025-16	
1-1/2" x 3"	T1503-04		T1503-16	
2" x 2"	T2002-04		T2002-16	
2" x 2-1/2"	T20025-04		T20025-16	
2" x 3"	T2003-04		T2003-16	
2" x 4"	T2004-04		T2004-16	
2" x 6"	T2006-04		T2006-16	
2-1/2" x 3"	T2503-04		T2503-16	
3" x 3"	T3003-04		T3003-16	
3" x 4"	T3004-04		T3004-16	
4" x 4"	T4004-04		T4004-16	

HEX WELDING NIPPLE

Size	304 SS		316 SS	
	Part #	List	Part #	List
1/8"	---		FMR 0180B	
1/4"	---		FMR 0250B	
3/8"	FMR 0375BSS304		FMR 0375B	
1/2"	FMR 0500BSS304		FMR 0500B	
3/4"	FMR 0750BSS304		FMR 0750B	
1"	FMR 1000BSS304		FMR 1000B	
1-1/4"	---		FMR 1250B	
1-1/2"	---		FMR 1500B	
2"	---		FMR 2000B	

MERCHANT COUPLINGS

Meets or exceeds all applicable ASTM, ANSI & API standards | WOG PSI 300 at 150 ° F / Saturated Stem Pressure 150 PSI

	Size	O.D.	Length	Thread	Black Steel		316 SS		Qty
					Part #	List	Part #	List	
STRAIGHT	1/4"								
		0.719"	1-3/16"	NPSM	MERCH025		MERCH025SS		25
	3/8"								
		0.875"	1-3/16"	NPSM	MERCH038		MERCH038SS		25
	1/2"								
		1.063"	1-9/16"	NPSM	MERCH050		MERCH050SS		25
	3/4"								
		1.313"	1-5/8"	NPSM	MERCH075		MERCH075SS		25
	1"								
		1.576"	2"	NPSM	MERCH100		MERCH100SS		25
	1-1/4"								
		1.900"	2-1/16"	NPSM	MERCH125		MERCH125SS		25
	1-1/2"								
		2.200"	2-1/16"	NPSM	MERCH150		MERCH150SS		25
	2"								
		2.750"	2-1/18"	NPSM	MERCH200		MERCH200SS		25
TAPERED	2-1/2"								
		3.250"	3-1/8"	NPT	MERCH250		MERCH250SS		10
	3"								
		4.000"	3-1/4"	NPT	MERCH300		MERCH300SS		10
	4"								
		5.000"	3-1/2"	NPT	MERCH400		MERCH400SS		10
	5"								
		6.296"	3-3/4"	NPT	---		---		4
	6"								
		7.390"	4-7/8"	NPT	MERCH600		MERCH600SS		4

316SS - 304SS

STAINLESS STEEL THREADED FITTINGS

CLASS 150

Size	90° ELBOW				90° STREET ELBOW				45° ELBOW			
	316 SS		304 SS		316 SS		304 SS		316 SS		304 SS	
	Part #	List	Part #	List	Part #	List	Part #	List	Part #	List	Part #	List
1/4”	PCSSEL9001		PCSS304EL9001		PCSSSEL9001		PCSSS304SEL9001		---	---	---	
3/8”	PCSSEL9002		PCSS304EL9002		PCSSSEL9002		PCSSS304SEL9002		---	---	---	
1/2”	PCSSEL9003		PCSS304EL9003		PCSSSEL9003		PCSSS304SEL9003		PCSSEL4503		PCSS304EL4503	
3/4”	PCSSEL9004		PCSS304EL9004		PCSSSEL9004		PCSSS304SEL9004		PCSSEL4504		PCSS304EL4504	
1”	PCSSEL9005		PCSS304EL9005		PCSSSEL9005		PCSSS304SEL9005		PCSSEL4505		PCSS304EL4505	
1-1/4”	PCSSEL9006		PCSS304EL9006		---		---		PCSSEL4506		PCSS304EL4506	
1-1/2”	PCSSEL9007		PCSS304EL9007		---		---		PCSSEL4507		PCSS304EL4507	
2”	PCSSEL9008		PCSS304EL9008		PCSSSEL9008		PCSSS304SEL9008		PCSSEL4508		PCSS304EL4508	
2-1/2”	PCSSEL9009		PCSS304EL9009		---		---		PCSSEL4509		PCSS304EL4509	
3”	PCSSEL9010		PCSS304EL9010		PCSSSEL9010		PCSSS304SEL9010		PCSSEL4510		PCSS304EL4510	
4”	PCSSEL9011		PCSS304EL9011		PCSSSEL9011		PCSSS304SEL9011		PCSSEL4511		PCSS304EL4511	

Size	HEX HEAD PLUG				UNION			
	316 SS		304 SS		316 SS		304 SS	
	Part #	List	Part #	List	Part #	List	Part #	List
1/8”	PCSSHP00		PCSS304HP00		---		---	
1/4”	PCSSHP01		PCSS304HP01		PCSSUN01		PCSS304UN01	
3/8”	PCSSHP02		PCSS304HP02		PCSSUN02		PCSS304UN02	
1/2”	PCSSHP03		PCSS304HP03		PCSSUN03		PCSS304UN03	
3/4”	PCSSHP04		PCSS304HP04		PCSSUN04		PCSS304UN04	
1”	PCSSHP05		PCSS304HP05		PCSSUN05		PCSS304UN05	
1-1/4”	PCSSHP06		PCSS304HP06		PCSSUN06		PCSS304UN06	
1-1/2”	PCSSHP07		PCSS304HP07		PCSSUN07		PCSS304UN07	
2”	PCSSHP08		PCSS304HP08		PCSSUN08		PCSS304UN08	
2-1/2”	PCSSHP09		PCSS304HP09		PCSSUN09		PCSS304UN09	
3”	PCSSHP10		PCSS304HP10		PCSSUN10		PCSS304UN10	
4”	PCSSHP11		PCSS304HP11		PCSSUN11		PCSS304UN11	

Size	REDUCING COUPLING			
	316 SS		304 SS	
	Part #	List	Part #	List
1/2”x1/4”	PCSSRC0301		PCSS304RC0301	
1/2”x3/8”	PCSSRC0302		PCSS304RC0302	
1”x1/2”	PCSSRC0503		PCSS304RC0503	
1”x3/4”	PCSSRC0504		PCSS304RC0504	
1-1/2”x1”	PCSSRC0705		PCSS304RC0705	
2”x1”	PCSSRC0805		PCSS304RC0805	
2”x1-1/2”	PCSSRC0807		PCSS304RC0807	
3” x 1”	PCSSRC1005		PCSS304RC1005	
3”x1-1/2”	PCSSRC1007		PCSS304RC1007	
3” x 2”	PCSSRC1008		PCSS304RC1008	
4” x 2”	PCSSRC1108		PCSS304RC1108	
4” x 3”	PCSSRC1110		PCSS304RC1110	

Size	TEE				CAP			
	316 SS		304 SS		316 SS		304 SS	
	Part #	List	Part #	List	Part #	List	Part #	List
1/4”	PCSST01		PCSS304T01		PCSSCAP01		PCSS304CAP01	
3/8”	PCSST02		PCSS304T02		PCSSCAP02		PCSS304CAP02	
1/2”	PCSST03		PCSS304T03		PCSSCAP03		PCSS304CAP03	
3/4”	PCSST04		PCSS304T04		PCSSCAP04		PCSS304CAP04	
1”	PCSST05		PCSS304T05		PCSSCAP05		PCSS304CAP05	
1-1/4”	PCSST06		PCSS304T06		PCSSCAP06		PCSS304CAP06	
1-1/2”	PCSST07		PCSS304T07		PCSSCAP07		PCSS304CAP07	
2”	PCSST08		PCSS304T08		PCSSCAP08		PCSS304CAP08	
2-1/2”	PCSST09		PCSS304T09		PCSSCAP09		PCSS304CAP09	
3”	PCSST10		PCSS304T10		PCSSCAP10		PCSS304CAP10	
4”	PCSST11		PCSS304T11		PCSSCAP11		PCSS304CAP11	

Size	BUSHING			
	316 SS		304 SS	
	Part #	List	Part #	List
1/4” x 1/8”	PCSSBU0100		PCSS304BU0100	
3/8” x 1/4”	PCSSBU0201		PCSS304BU0201	
1/2” x 1/4”	PCSSBU0301		PCSS304BU0301	
1/2” x 3/8”	PCSSBU0302		PCSS304BU0302	
3/4” x 1/4”	PCSSBU0401		PCSS304BU0401	
3/4” x 3/8”	PCSSBU0402		PCSS304BU0402	
3/4” x 1/2”	PCSSBU0403		PCSS304BU0403	
1” x 1/4”	PCSSBU0501		PCSS304BU0501	
1” x 1/2”	PCSSBU0503		PCSS304BU0503	
1” x 3/4”	PCSSBU0504		PCSS304BU0504	
1-1/4” x 1/2”	PCSSBU0603		PCSS304BU0603	
1-1/4” x 3/4”	PCSSBU0604		PCSS304BU0604	
1-1/4” x 1”	PCSSBU0605		PCSS304BU0605	
1-1/2” x 1/2”	PCSSBU0703		PCSS304BU0703	
1-1/2” x 3/4”	PCSSBU0704		PCSS304BU0704	
1-1/2” x 1”	PCSSBU0705		PCSS304BU0705	
1-1/2” x 1-1/4”	PCSSBU0706		PCSS304BU0706	
2” x 1/2”	PCSSBU0803		PCSS304BU0803	
2” x 3/4”	PCSSBU0804		PCSS304BU0804	
2” x 1”	PCSSBU0805		PCSS304BU0805	
2” x 1-1/4”	PCSSBU0806		PCSS304BU0806	
2” x 1-1/2”	PCSSBU0807		PCSS304BU0807	
2-1/2” x 2”	PCSSBU0908		PCSS304BU0908	
3” x 1-1/2”	PCSSBU1007		PCSS304BU1007	
3” x 2”	PCSSBU1008		PCSS304BU1008	
4” x 2”	PCSSBU1108		PCSS304BU1108	
4” x 3”	PCSSBU1110		PCSS304BU1110	

BLACK MALLEABLE IRON THREADED FITTINGS

150 PSI ASTM & ANSI Standard

Size	90° ELBOW		90° STREET ELBOW		45° ELBOW		45° STREET ELBOW	
	BMI		BMI		BMI		BMI	
	Part #	List	Part #	List	Part #	List	Part #	List
1/8”	PCIEL9000		PCISEL9000		PCIEL4500		PCISEL4500	
1/4”	PCIEL9001		PCISEL9001		PCIEL4501		PCISEL4501	
3/8”	PCIEL9002		PCISEL9002		PCIEL4502		PCISEL4502	
1/2”	PCIEL9003		PCISEL9003		PCIEL4503		PCISEL4503	
3/4”	PCIEL9004		PCISEL9004		PCIEL4504		PCISEL4504	
1”	PCIEL9005		PCISEL9005		PCIEL4505		PCISEL4505	
1-1/4”	PCIEL9006		PCISEL9006		PCIEL4506		PCISEL4506	
1-1/2”	PCIEL9007		PCISEL9007		PCIEL4507		PCISEL4507	
2”	PCIEL9008		PCISEL9008		PCIEL4508		PCISEL4508	
2-1/2”	PCIEL9009		PCISEL9009		PCIEL4509		PCISEL4509	
3”	PCIEL9010		PCISEL9010		PCIEL4510		PCISEL4510	
4”	PCIEL9011		PCISEL9011		PCIEL4511		PCISEL4511	
6”	PCIEL9013		PCISEL9013		PCIEL4513			

Size	SQ HEAD PLUG		UNION		HEX BUSHING		REDUCING COUPLING	
	BMI		BMI		BMI		BMI	
	Part #	List	Part #	List	Part #	List	Part #	List
1/8”	PCISP00		PCIUN00		1/4” x 1/8”	PCIBU0100	1/4” x 1/8”	PCIRC0100
1/4”	PCISP01		PCIUN01		3/8” x 1/4”	PCIBU0201	3/8” x 1/8”	PCIRC0200
3/8”	PCISP02		PCIUN02		1/2” x 1/4”	PCIBU0301	3/8” x 1/4”	PCIRC0201
1/2”	PCISP03		PCIUN03		1/2” x 3/8”	PCIBU0302	1/2” x 1/4”	PCIRC0301
3/4”	PCISP04		PCIUN04		3/4” x 1/4”	PCIBU0401	1/2” x 3/8”	PCIRC0302
1”	PCISP05		PCIUN05		3/4” x 3/8”	PCIBU0402	3/4” x 1/4”	PCIRC0401
1-1/4”	PCISP06		PCIUN06		3/4” x 1/2”	PCIBU0403	3/4” x 3/8”	PCIRC0402
1-1/2”	PCISP07		PCIUN07		1” x 1/4”	PCIBU0501	3/4” x 1/2”	PCIRC0403
2”	PCISP08		PCIUN08		1” x 3/8”	PCIBU0502	1” x 1/4”	PCIRC0501
2-1/2”	PCISP09		PCIUN09		1” x 1/2”	PCIBU0503	1” x 3/8”	PCIRC0502
3”	PCISP10		PCIUN10		1” x 3/4”	PCIBU0504	1” x 1/2”	PCIRC0503
4”	PCISP11		PCIUN11		1-1/4” x 1/2”	PCIBU0603	1” x 3/4”	PCIRC0504
6”	PCISP13		---		1-1/4” x 3/4”	PCIBU0604	1-1/4” x 1/2”	PCIRC0603
					1-1/4” x 1”	PCIBU0605	1-1/4” x 3/4”	PCIRC0604
					1-1/2” x 1/2”	PCIBU0703	1-1/4” x 1”	PCIRC0605
					1-1/2” x 3/4”	PCIBU0704	1-1/2” x 1/2”	PCIRC0703
					1-1/2” x 1”	PCIBU0705	1-1/2” x 3/4”	PCIRC0704
					1-1/2” x 1/4”	PCIBU0706	1-1/2” x 1”	PCIRC0705
					2” x 1/4”	PCIBU0801	1-1/2” x 1-1/4”	PCIRC0706
					2” x 3/8”	PCIBU0802	2” x 1/2”	PCIRC0803
					2” x 1/2”	PCIBU0803	2” x 3/4”	PCIRC0804
					2” x 3/4”	PCIBU0804	2” x 1”	PCIRC0805
					2” x 1”	PCIBU0805	2” x 1 1/4”	PCIRC0806
					2” x 1-1/4”	PCIBU0806	2” x 1-1/2”	PCIRC0807
					2” x 1-1/2”	PCIBU0807	2 1/2” x 1-1/2”	PCIRC0905
					2 1/2” x 1”	PCIBU0905	2 1/2” x 1”	PCIRC0906
					2 1/2” x 1 1/2”	PCIBU0907	2 1/2” x 1 1/2”	PCIRC0907
					2 1/2” x 2”	PCIBU0908	2 1/2” x 2”	PCIRC0908
					3” x 1”	PCIBU1005	3” x 1”	PCIRC1005
					3” x 1-1/4”	PCIBU1006	3” x 1-1/2”	PCIRC1007
					3” x 1-1/2”	PCIBU1007	3” x 2”	PCIRC1008
					3” x 2”	PCIBU1008	3” x 2 1/2”	PCIRC1009
					3” x 2 1/2”	PCIBU1009	4” x 1 1/2”	PCIRC1107
					4” x 1”	PCIBU1105	4” x 2”	PCIRC1108
					4” x 1 1/2”	PCIBU1107	4” x 3”	PCIRC1110
					4” x 2”	PCIBU1108		
					4” x 2-1/2”	PCIBU1109		
					4” x 3”	PCIBU1110		
					6” x 2”	PCIBU1308		
					6” x 3”	PCIBU1310		
					6” x 4”	PCIBU1311		

Size	TEE		CAP	
	BMI		BMI	
	Part #	List	Part #	List
1/8”	PCIT00		PCICAP00	
1/4”	PCIT01		PCICAP01	
3/8”	PCIT02		PCICAP02	
1/2”	PCIT03		PCICAP03	
3/4”	PCIT04		PCICAP04	
1”	PCIT05		PCICAP05	
1-1/4”	PCIT06		PCICAP06	
1-1/2”	PCIT07		PCICAP07	
2”	PCIT08		PCICAP08	
2-1/2”	PCIT09		PCICAP09	
3”	PCIT10		PCICAP10	
4”	PCIT11		PCICAP11	
6”	PCIT13		PCICAP13	

HAMMER UNION

HAMMER UNION

FIGURE 100 THREADED 1000 PSI CWP

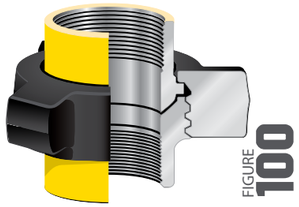

Size	1000 PSI CWP			
	Weight Each (lbs)	Standard Carton	Part #	List
1"	---	---	---	
1-1/2"			HU100-150T	
2"	5.25	6	HU100-200T	
3"	12.65	5	HU100-300T	
4"	20.81	3	HU100-400T	
6"	46.20	1	HU100-600T	
8"	66.00	1	HU100-800T	

FIGURE 200 THREADED 2000 PSI CWP

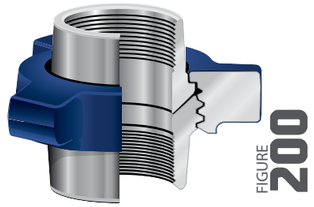

2000 PSI CWP			
Weight Each (lbs)	Standard Carton	Part #	List
1.92	30	HU200-100T	
		HU200-150T	
5.00	12	HU200-200T	
13.76	5	HU200-300T	
21.59	3	HU200-400T	
46.20	1	HU200-600T	
66.00	1	HU200-800T	

FIGURE 602 THREADED 6000 PSI CWP



Size	6,000 PSI CWP			
	Weight Each (lbs)	Standard Carton	Part #	List
1"	13.23	4	HU602-100T	
2"	22.27	2	HU602-200T	
3"	31.31	2	HU602-300T	
4"	22.27	2	HU602-400T	

FIGURE 602 BUTT WELD 6000 PSI CWP



6,000 PSI CWP			
Weight Each (lbs)	Standard Carton	Part #	List
---	---	---	
12.65	2	HU602-200BW	
20.81	2	HU602-300BW	
12.65	2	HU602-400BW	

FIGURE 206 THREADED 2000 PSI CWP

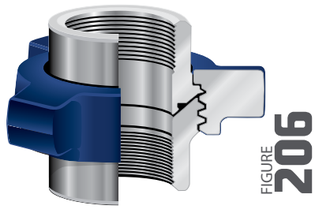

Size	2000 PSI CWP			
	Weight Each (lbs)	Standard Carton	Part #	List
1"	---	---	---	
2"	13.45	4	HU206-200T	
3"	22.93	4	HU206-300T	
4"	35.71	1	HU206-400T	
6"	35.71	1	HU206-600T	
8"	66.00	1	HU206-800T	

FIGURE 206 SHANK 300 PSI CWP

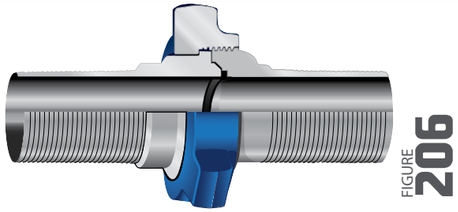

2000 PSI CWP			
Weight Each (lbs)	Standard Carton	Part #	List
---	---	---	
---	---	---	
---	---	---	
35.71	1	HU206-400S	
---	---	---	
---	---	---	

FIGURE 1002 THREADED 10000 PSI CWP



Size	10,000 PSI CWP			
	Weight Each (lbs)	Standard Carton	Part #	List
2"	5.25	4	HU1002-200T	
3"	12.65	2	HU1002-300T	
4"	5.25	4	HU1002-400T	

FIGURE 1002 BUTT WELD 10000 PSI CWP

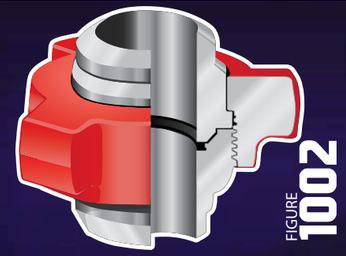

10,000 PSI CWP			
Weight Each (lbs)	Standard Carton	Part #	List
5.25	4	HU1002-200BW	
12.65	2	HU1002-300BW	
80.03	1	HU1002-400BW	

FIGURE 400 THREADED 4000 PSI CWP

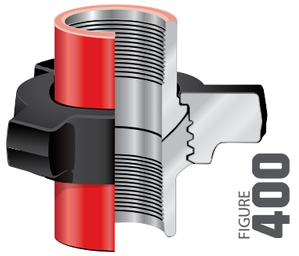

Size	2000 PSI CWP			
	Weight Each (lbs)	Standard Carton	Part #	List
2"	5.00	12	HU400-200T	
3"	13.76	5	HU400-300T	
4"	21.59	3	HU400-400T	

REPLACEMENT ELASTOMER SEALS

Weight Each (lbs)	Standard Carton	Part #	List
5.25	4	HU-200ES	
12.65	2	HU-300ES	
20.81	2	HU-400ES	

FIGURE 1502 THREADED 15000 PSI CWP



Size	15,000 PSI CWP			
	Weight Each (lbs)	Standard Carton	Part #	List
2"	5.25	4	HU1502-200T	
3"	12.65	2	HU1502-300T	
4"	---	---	---	

FIGURE 1502 BUTT WELD 15000 PSI CWP

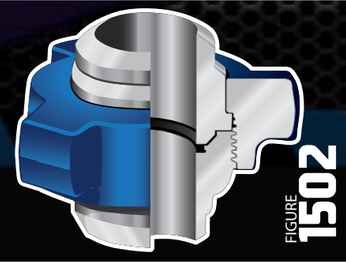

15,000 PSI CWP			
Weight Each (lbs)	Standard Carton	Part #	List
5.25	4	HU1502-200BW	
12.65	2	HU1502-300BW	
80.03	1	HU1502-400BW	

PIPE FITTINGS/ VALVES

NPT THREADED RAISED FACE - ANSI B16.5 - FORGED 150#

Pipe Size	Carbon Steel		316 SS	
	Part #	List	Part #	List
1”	NPT100		NPT100SS6	
1-1/4”	NPT125		---	
1-1/2”	NPT150		NPT150SS6	
2”	NPT200		NPT200SS6	
2-1/2”	NPT250		---	
3”	NPT300		NPT300SS6	
4”	NPT400		NPT400SS6	
5”	NPT500		---	
6”	NPT600		NPT600SS6	
8”	NPT800		---	
10”	NPT1000		---	
12”	NPT1200		---	

SLIP - ON RAISED FACE - ANSI B16.5 - FORGED 150#



Pipe Size	Carbon Steel		316 SS	
	Part #	List	Part #	List
1”	SOF100		---	
1-1/4”	SOF125		---	
1-1/2”	SOF150		SOF150SS6	
2”	SOF200		SOF200SS6	
2-1/2”	SOF250		---	
3”	SOF300		SOF300SS6	
4”	SOF400		SOF400SS6	
5”	SOF500		---	
6”	SOF600		SOF600SS6	
8”	SOF800		---	
10”	SOF1000		---	
12”	SOF1200		---	

LAP JOINT - ANSI B16.5 - FORGED 150#



Pipe Size	Carbon Steel		316 SS	
	Part #	List	Part #	List
1”	LPJ100		---	
1-1/4”	LPJ125		---	
1-1/2”	LPJ150		LPJ150SS6	
2”	LPJ200		LPJ200SS6	
2-1/2”	LPJ250		---	
3”	LPJ300		LPJ300SS6	
4”	LPJ400		LPJ400SS6	
5”	LPJ500		---	
6”	LPJ600		LPJ600SS6	
8”	LPJ800		---	
10”	LPJ1000		---	
12”	LPJ1200		---	

SLIP - ON FLAT FACE - ANSI B16.5 - FORGED 150#

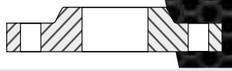

Pipe Size	Carbon Steel		316 SS	
	Part #	List	Part #	List
1”	SOFF100		---	
1-1/4”	SOFF125		---	
1-1/2”	SOFF150		SOFFSS150	
2”	SOFF200		SOFFSS200	
2-1/2”	SOFF250		---	
3”	SOFF300		SOFSSF300	
4”	SOFF400		SOFFSS400	
5”	SOFF500		---	
6”	SOFF600		SOFFSS600	
8”	SOFF800		---	
10”	SOFF1000		---	
12”	SOFF1200		---	

FEMALE COUPLER X SHANK – KC TURN BACK

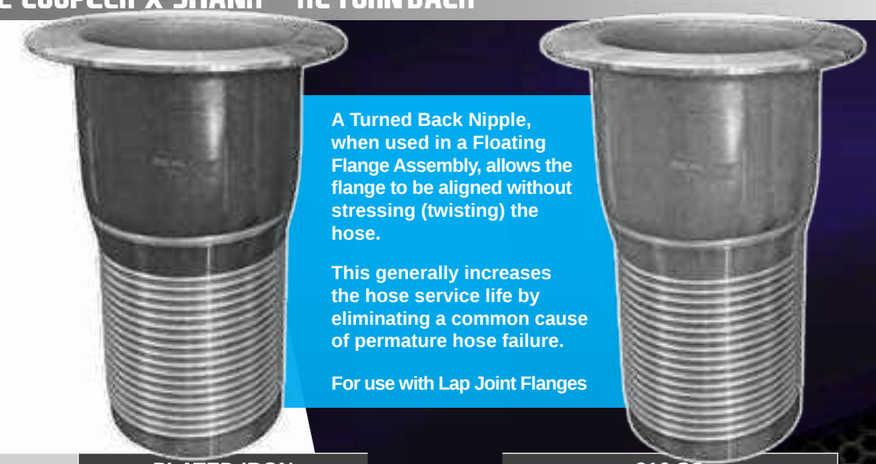

A Turned Back Nipple, when used in a Floating Flange Assembly, allows the flange to be aligned without stressing (twisting) the hose.

This generally increases the hose service life by eliminating a common cause of permature hose failure.

For use with Lap Joint Flanges

Size	WORKING PSI	PLATED IRON		316 SS	
		★ Part #	List	★ Part #	List
1”	150	SF100SPTBC		SF100SSTB6C	
1-1/4”	150	SF125SPTBC		SF125SSTB6C	
1-1/2”	150	SF150SPTBC		SF150SSTB6C	
2”	150	SF200SPTBC		SF200SSTB6C	
2-1/2”	150	SF250SPTBC		SF250SSTB6C	
3”	150	SF300SPTBC		SF300SSTB6C	
4”	150	SF400SPTBC		SF400SSTB6C	
6”	150	SF600SPTBC		SF600SSTB6C	
8”	150	SF800SPTBC		SF800SSTB6C	
10”	150	SF1000SPTBC		SF1000SSTB6C	
12”	150	SF1200SPTBC		SF1200SSTB6C	

★ WARNING: Working Pressures may vary depending on how the couplings are attached to the hose assembly. Before operation, always check the hose assembly for proper attachment and that couplings are in working order.

General Uses:

Working pressures may vary with type and clamping system used to install couplings. Combination Nipples are recommended for low pressure discharge and suction service for compatible liquids. NOT for compressible products such as Air, Nitrogen and Steam. * All blank end & grooved combination nipples are made using Schedule 40 pipe. Seal Fast Crimp Combination Nipples are to be used with Seal Fast Ferrules and Crimp Sleeves. They are designed with an Interlock System which allows the Ferrule to be permanently attached to the coupling. **WORKING PRESSURE 200 PSI**

BLIND RAISED FACE - ANSI B16.5 - FORGED 150#

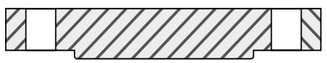

Pipe Size	Carbon Steel	
	Part #	List
1”	BLF100	
1-1/4”	BLF125	
1-1/2”	BLF150	
2”	BLF200	
2-1/2”	BLF250	
3”	BLF300	
4”	BLF400	
5”	BLF500	
6”	BLF600	
8”	BLF800	
10”	BLF1000	
12”	BLF1200	

WELD NECK RAISED FACE - ANSI B16.5 - FORGED 150#

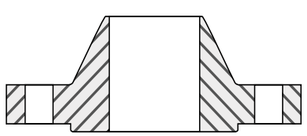

Pipe Size	Carbon Steel	
	Part #	List
1”	WNR100	
1-1/4”	WNR125	
1-1/2”	WNR150	
2”	WNR200	
3”	WNR300	
4”	WNR400	
5”	WNR500	
6”	WNR600	
8”	WNR800	
10”	WNR1000	

GREEN NON-ASBESTOS FLANGE GASKETS

Size	Holes	Hole Diameter	Bolt CIR Diameter	Thickness	NON-ASBESTOS	
					Part #	List
1”	4	5/8	3-1/8	1/16th	FGNA100	
1-1/4”	4	5/8	3-1/2	1/16th	FGNA125	
1-1/2”	4	5/8	3-7/8	1/16th	FGNA150	
2”	4	3/4	4-3/4	1/16th	FGNA200	
2-1/2”	4	3/4	5-1/2	1/16th	FGNA250	
3”	4	3/4	6	1/16th	FGNA300	
4”	8	3/4	7-1/2	1/16th	FGNA400	
5”	8	7/8	8-1/2	1/16th	FGNA500	
6”	8	7/8	9-1/2	1/16th	FGNA600	
8”	8	7/8	11-3/4	1/16th	FGNA800	
10”	12	1	14-1/4	1/16th	FGNA1000	
12”	12	1	17	1/16th	FGNA1200	



REDUCING B - FEMALE COUPLER X MALE NPT

Brass Longneck BLN

TYPE **BLN**

Size	ALUMINUM		316 SS	
	Part #	List	Part #	List
2” X 2”	BLN2020AL		BLN2020SS	
3” X 3”	BLN3030AL		BLN3030SS	
4” X 4”	BLN4040AL		BLN4040SS	
6” X 6”	BLN6060AL		BLN6060SS	
8” X 8”	*BLN8080ALNAE		---	--
8” X 8”	**BLN8080ALPTK		----	---

STUB ENDS

SCH 10 TYPE C - 316 SS

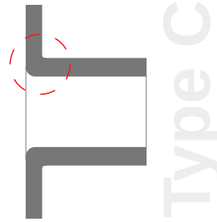

Pipe Size	316 SS	
	Part #	List
3/4”	STEC075SS6	
1”	STEC100SS6	
1-1/4”	STEC125SS6	
1-1/2”	STEC150SS6	
2”	STEC200SS6	
2-1/2”	STEC250SS6	
3”	STEC300SS6	
4”	STEC400SS6	
5”	STEC500SS6	
6”	STEC600SS6	
8”	STEC800SS6	
10”	STEC1000SS6	
12”	STEC1200SS6	

FLANGE ANSI SPECIFICATIONS - 150# STANDARD

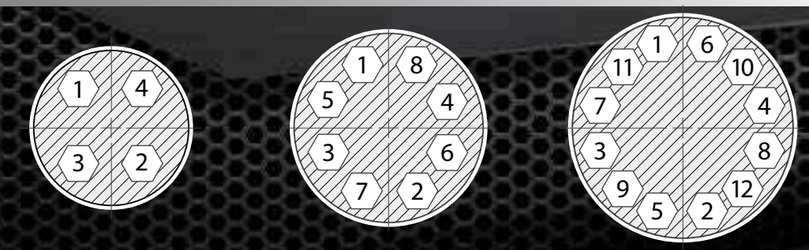

4 Bolt 8 Bolt 12 Bolt

Pipe Size	Overall Diameter	Flanged Thickness	Rasised Face Diameter (if applicable)	Number & Dia. Bolt Holes	Bolt Hole Circle
1”	4.25”	0.56”	2.00”	4-0.62”	3.12”
1-1/4”	4.62”	0.62”	2.50”	4-0.62”	3.50”
1-1/2”	5.00”	0.68”	2.88”	4-0.62”	3.88”
2”	6.00”	0.75”	3.62”	4-0.75”	4.75”
2-1/2”	7.00”	0.88”	3.56”	4-0.75”	5.50”
3”	7.50”	0.94”	4.25”	4-0.75”	6.00”
4”	9.00”	0.94”	5.31”	8-0.75”	7.50”
5”	10.00”	0.94”	6.44”	8-0.88”	8.50”
6”	11.00”	1.00”	7.56”	8-0.88”	9.50”
8”	13.50”	1.12”	10.62”	8-0.88”	11.75”
10”	16.00”	1.19”	12.75”	12-1.00”	14.25”
12”	19.00”	1.25”	15.00”	12-1.00”	17.00”

SCH 10 TYPE C - 304 SS

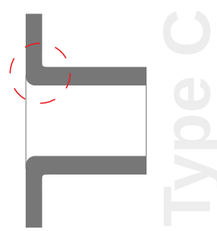

Pipe Size	304 SS	
	Part #	List
3/4”	STEC 075SS304	
1”	STEC 100SS304	
1-1/4”	STEC 125SS304	
1-1/2”	STEC 150SS304	
2”	STEC 200SS304	
2-1/2”	STEC 250SS304	
3”	STEC 300SS304	
4”	STEC 400SS304	
5”	STEC 500SS304	
6”	STEC 600SS304	
8”	STEC 800SS304	
10”	STEC 1000SS304	
12”	STEC 1200SS304	

FLANGE DIAGRAMS

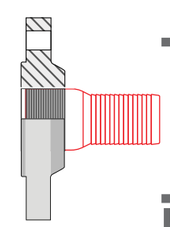

Threaded Flange w/Raised face

Threaded Applications

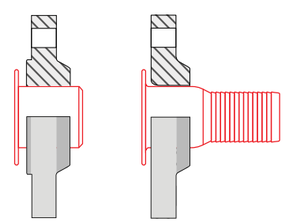

Slip-On Flange w/Raised face

Lap-Joint Flange

Floating Applications (flange free to swivel)

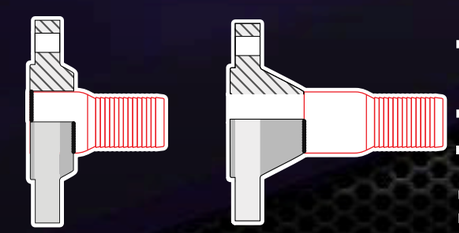

Slip-On Flange w/Raised face

Weld Neck Flange w/Raised face

Welded Applications

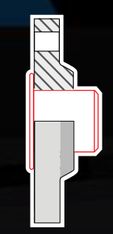

Slip-On Flange w/Flat face

PIPE FITTINGS/ VALVES

BALL VALVE

BRASS

- **Applications: Plumbing or heating projects, low pressure steam, compressed air, HVAC**

WOG = Rating indicates the maximum non-shock pressure at ambient temperatures at which the valve may be used.
CWP = Cold working pressure

Full Bore - 2 Piece
600 WOG/CWP

Full Bore - 2 Piece
600 WOG/CWP

LEAD FREE

Full Bore - 2 Piece
600 WOG/CWP

Size	Brass	
	Part #	List
1/4”	BFV 025600B	
3/8”	BFV 038600B	
1/2”	BFV 050600B	
3/4”	BFV 075600B	
1”	BFV 100600B	
1-1/4”	BFV 125600B	
1-1/2”	BFV 150600B	
2”	BFV 200600B	
2-1/2”	BFV 250600B	
3”	BFV 300600B	
4”	BFV 400600B	

Brass	
Locking Handle	
Part #	List
BFVL 025600B	
BFVL 038600B	
BFVL 050600B	
BFVL 075600B	
BFVL 100600B	
BFVL 125600B	
BFVL 150600B	
BFVL 200600B	
BFVL 250600B	
BFVL 300600B	
BFVL 400600B	

Brass - Lead Free	
Part #	List
BFVLF 025600B	
BFVLF 038600B	
BFVLF 050600B	
BFVLF 075600B	
BFVLF 100600B	
BFVLF 125600B	
BFVLF 150600B	
BFVLF 200600B	

DISCONTINUED:
while supplies last

Standard Port - 2 Piece
400 WOG/CWP

Full Bore - 2 Piece
600 WOG/CWP

Mini – 1 Piece 450PSI

Size	Brass	
	Part #	List
1/8”	---	
1/4”	BV 025	
3/8”	BV 038	
1/2”	BV 050	
3/4”	BV 075	
1”	BV 100	
1-1/4”	BV 125	
1-1/2”	BV 150	
2”	BV 200	
2-1/2”	BV 250	
3”	BV 300	
4”	BV 400	

1/4” thru 1” Good for 125 PSI LP Gas

Brass	
Part #	List

BFV 025	
BFV 038	
BFV 050	
BFV 075	
BFV 100	
BFV 125	
BFV 150	
BFV 200	

1/4” thru 1” Good for 125 PSI LP Gas

Nickel Plated Brass	
Part #	List
BVM 018	
BVM 025	
BVM 038	
BVM 050	

BALL VALVE

316 & 304 SS

- **Applications: Plumbing or heating projects, low pressure steam, compressed air, HVAC**

WOG = Rating indicates the maximum non-shock pressure at ambient temperatures at which the valve may be used.
CWP = Cold working pressure

Standard Port - 1 Piece
1000 WOG/CWP

Standard Port - 1 Piece
1000 WOG/CWP

Standard Port - 1 Piece
1000 WOG/CWP

Standard Port - 1 Piece
2000 WOG/CWP

Size	316 SS - PTFE seat	
	NL = Non Locking Handle	
	Part #	List
1/4”	SV 025NL	
3/8”	SV 038NL	
1/2”	SV 050NL	
3/4”	SV 075NL	
1”	SV 100NL	
1-1/4”	SV 125NL	
1-1/2”	SV 150NL	
2”	SV 200NL	
2-1/2”	---	
3”	---	
4”	---	

316 SS - PTFE seat	
Locking Handle	
Part #	List
SV 025	
SV 038	
SV 050	
SV 075	
SV 100	
SV 125	
SV 150	
SV 200	

---	

304 SS - PTFE seat	
Locking Handle	
Part #	List
SV 025SS304	
SV 038SS304	
SV 050SS304	
SV 075SS304	
SV 100SS304	
SV 125SS304	
SV 150SS304	
SV 200SS304	
SV 250SS304	
SV 300SS304	
---	---

316 SS - PTFE seat	
Locking Handle	
Part #	List
SV 025-2	
SV 038-2	
SV 050-2	
SV 075-2	
SV 100-2	
SV 125-2 *	
SV 150-2 *	
SV 200-2 *	

Full Bore - 2 Piece
2000 WOG/CWP

Full Bore - 2 Piece
1000 WOG/CWP

Full Port - 3 Piece
1/4" - 2" = 1000 WOG/CWP
2 1/2" - 3" = 800 WOG/CWP
4" = 600 WOG/CWP

Size	316 SS - PTFE seat	
	Locking Handle	
	Part #	List
1/4”	SFV 025-2	
3/8”	SFV 038-2	
1/2”	SFV 050-2	
3/4”	SFV 075-2	
1”	SFV 100-2	
1-1/4”	SFV 125-2	
1-1/2”	SFV 150-2	
2”	SFV 200-2	
2-1/2”	SFV 250-2	
3”	---	
4”	---	

1/4” thru 1” is 2000 WOG
* 1-1/4” thru 2” is 1500 WOG

316 SS - PTFE seat	
Locking Handle	
Part #	List
SFV 025	
SFV 038	
SFV 050	
SFV 075	
SFV 100	
SFV 125	
SFV 150	
SFV 200	
SFV 250	
SFV 300	
SFV 400	

316 SS - PTFE seat	
Locking Handle	
Part #	List
SSFV 025	
SSFV 038	
SSFV 050	
SSFV 075	
SSFV 100	
SSFV 125	
SSFV 150	
SSFV 200	
SSFV 250	
SSFV 300	
SSFV 400	

BALL VALVE

CARBON STEEL

Standard Port - 1 Piece
1000 WOG

Size	Carbon Steel	
	Part #	List
1/4”	CV 025	
3/8”	CV 038	
1/2”	CV 050	
3/4”	CV 075	
1”	CV 100	
1-1/4”	CV 125	
1-1/2”	CV 150	
2”	CV 200	

BALL TYPE w/CAM ADAPTER

Stainless Steel
Full Bore - 3 Piece
1000 WOG

Size	316 SS	
	Part #	List
2” NPT Female X 2” Cam Adapter	SSFV 200A	

SPRING LOADED RETURN HANDLE “DEADMAN” BALL VALVES

WORKING PRESSURE
1/2” to 1” = 2000PSI CWP
1-1/4” to 2” (for saturated steam)
= 150PSI 1500 CWP

Size	Working Pressure	316 SS	
		Part #	List
1/2"	2000 WOG	SFV 050SRH	
3/4"	2000 WOG	SFV 075SRH	
1"	2000 WOG	SFV 100SRH	
1-1/4"	1500 WOG	SFV 125SRH	
1-1/2"	1500 WOG	SFV 150SRH	
2"	1500 WOG	SFV 200SRH	

FLANGE END

Flange End - Stainless Steel
Full Port - 2 Piece
150 WOG

Size	316 SS	
	Part #	List
1”	SFLV 100	
1-1/2”	SFLV 150	
2”	SFLV 200	
3”	SFLV 300	

LEVER-HANDLE GAS

AGA Approved - UL Listed
Lever-Handle

Size	Brass	
	Part #	List
3/8”	AGA 038	
1/2”	AGA 050	
3/4”	AGA 075	
1”	AGA 100	

GATE VALVES

Class 125

Non-Shock Non Rising Stem
150 psi WOG/CWP

Size	Brass		316 SS	
	Gate Valve		Gate Valve	
	Part #	List	Part #	List
1/4”	GV 025		---	
3/8”	GV 038		---	
1/2”	GV 050		GV 050SS	
3/4”	GV 075		GV 075SS	
1”	GV 100		GV 100SS	
1-1/4”	GV 125		GV 125SS	
1-1/2”	GV 150		GV 150SS	
2”	GV 200		GV 200SS	
2 1/2”	GV 250		---	
3”	GV 300		---	
4”	GV 400		---	

GLOBE VALVES

- Body; ASTM A351-CF8
- Screwed Bonnet
- Disc; ASTM A351-CF8M, Wedge Disc
- Handwheel Operated
- NPT Thread Inside Screw
- 200 WOG

Size	Brass	
	Globe Valve	
	Part #	List
1/4”	---	
3/8”	---	
1/2”	GLV 050	
3/4”	GLV 075	
1”	GLV 100	
1-1/4”	GLV 125	
1-1/2”	GLV 150	
2”	GLV 200	
2 1/2”	GLV250	
3”	GLV300	
4”	GLV400	

PIPE FITTINGS/ VALVES

BUTTERFLY

NOTCHED BODY w/SHORT NECK

150 PSI



- ENP Pinless Disc
- 10 Position Handle
- Buna - N Seat
- HB Handle w/Double D Stem
- Zerk Fitting

Size	Ductile Iron	
	Part #	List
2”	WV 2N	
3”	WV 3N	
4”	WV 4N	
6”	WV 6N	
8”	WV 8N	
10”	WV 10N	
12”	WV 12N	

NOTCHED BODY w/SHORT NECK - 316 SS PINLESS DISC

150 PSI

- 316 SS Pinless Disc
- 10 Position Handle
- *Viton Seat
- HB Handle w/Double D Stem
- Zerk Fitting

Size	Ductile Iron	
	Part #	List
2”	WV 2VSS	
3”	WV 3VSS	
4”	WV 4VSS	
6”	WV 6VSS	
8”	WV 8VSS	

*VITON is a registered trademark of DuPont Dow Elastomer

ALIGNMENT HOLES w/SHORT NECK

150 PSI

- ENP Pinless Disc
- 10 Position Handle
- Buna - N Seat
- HA Handle w/Square Stem
- Zerk Fitting

Size	Ductile Iron	
	Part #	List
2”	WVA 2N	
3”	WVA 3N	
4”	WVA 4N	
6”	WVA 6N	
8”	WVA 8N	
10”	WVA 10N	
12”	WVA 12N	

ALIGNMENT HOLES w/LONG NECK

150 PSI

- ENP Pinless Disc
- 10 Position Handle
- Buna - N Seat
- HA Handle w/Square Stem
- Zerk Fitting

Size	Ductile Iron	
	Part #	List
2”	WVAL 2N	
3”	WVAL 3N	
4”	WVAL4N	
6”	WVAL 6N	
8”	WVAL 8N	
10”	WVAL 10N	
12”	WVAL 12N	

REPLACEMENT BUTTERFLY HANDLES AVAILABLE UPON REQUEST

MISCELLANEOUS

SPRING LOADED CHECK

- 200 WOG/CWP
- Cracking Pressure: 0.50 PSI

- 200 WOG/CWP
- Cracking Pressure: 0.50 PSI

Size	Brass			
	w/Filter		w/Out Filter	
	Part #	List	Part #	List
1/2”	SLCVF050		SLCV050	3.68
3/4”	SLCVF075		SLCV075	
1”	SLCVF100		SLCV100	
1-1/4”	SLCVF125		SLCV125	
1-1/2”	SLCVF150		SLCV150	
2”	SLCVF200		SLCV200	
2-1/2”	SLCVF250		SLCV250	
3”	SLCVF300		SLCV300	
4”	SLCVF400		SLCV400	

SWING CHECK

- Body; ASTM A351-CF8M
- Cap; Screwed
- Disc; ASTM A351-CF8M, Swing Type
- 200 CWP/WOG, NPT Thread
- Integral Seat

- Standard Length
- Body & Cap; ASTM A351-CF8M
- Screen; S/S304 20 Mesh
- Hole Size 1.0mm
- 800 CWP/WOG, NPT Thread
- Replacement Screens Available

Y- TYPE STRAINER

200 CWP/WOG 200 CWP/WOG 800 CWP/WOG

Size	Brass		316 SS		Brass		316 SS	
	Part #	List	Part #	List	Part #	List	Part #	List
1/2”	SC 050		SC050SS		YS050		YS050SS	
3/4”	SC 075		SC075SS		YS075		YS075SS	
1”	SC 100		SC100SS		YS100		YS100SS	
1-1/4”	SC 125		SC125SS		YS125		YS125SS	
1-1/2”	SC 150		SC150SS		YS150		YS150SS	
2”	SC 200		SC200SS		YS200		YS200SS	
3”	SC 300		---					
4”	SC 400		---					

BRASS BIBB FAUCET

BRASS GARDEN HOSE WYE

Size	Brass		Brass	
	Part #	List	Part #	List
1/2”	105-50		---	
3/4”	105-75		21A-12	

MISCELLANEOUS NEEDLE VALVES

BRASS LEVER VALVE

Size	Brass			
			REPLACEMENT HANDLES	
	Part #	List	Part #	List
2”	LV200NPT		LV200RH	
3”	LV300NPT		LV300RH	
4”	LV400NPT		LV600RH	
6”	LV600NPT			

SYRACO OIL & MOLASSES GATE

Style E

Suitable for Non-Fammable viscous liquids stored in or dispensed from Non-Pressurized containers at ambient room temperature. Seal Fast Inc. is not responsible for the function or safety of this product if it has been altered in any way or used under conditions other than stated above.

Size	Cast Iron					
	Regular Handle		Long Handle		Self-Closing Handle	
	Part #	List	Part #	List	Part #	List
3/4”	71		---		S71	
1”	72		---		---	
1-1/4”	73		---		---	
1-1/2”	74		---		---	
2”	75		23		---	
3”	39		---		---	
4”	40		---		---	

* Actual valve may not look like picture

FULL SIZE

316 SS: Designed for applications where caustic liquids & corrosive media are common.

Carbon Steel: Designed for applications where non corrosive media are used, air, water and oil.

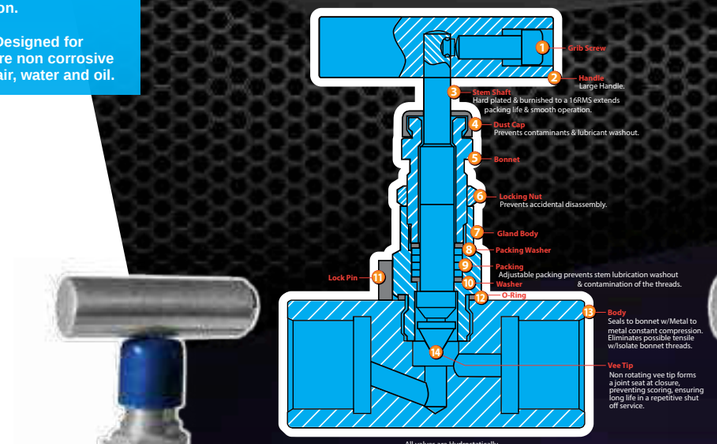

FULL SIZE 6K

FULL SIZE 10K

Size	Details	Nylon Seat Valves Alloy Steel		Nylon Seat Valves 316 SS		Hard Seat Valves Alloy Steel		Hard Seat Valves 316 SS	
		6,000				10,000			
		CARBON STEEL		STAINLESS STEEL		CARBON STEEL		STAINLESS STEEL	
		Part #	List	Part #	List	Part #	List	Part #	List
1/4”									
	F x F	NVC4F4F-6		NVS4F4F-6		NVC4F4F-1		NVS4F4F-1	
	M x F	NVC4M4F-6		NVS4M4F-6		NVC4M4F-1		NVS4M4F-1	
	M x F Angle	NVCA4M4F-6		NVSA4MAF-6		NVCA4M4F-1		NVSA4M4F-1	
3/8”									
	F x F	---		NVS6F6F-6		---		---	
	M x F	---		NVS6M6F-6		---		---	
1/2”									
	F x F	NVC8F8F-6		NVS8F8F-6		NVC8F8F-1		NVS8F8F-1	
	M x F	NVC8M8F-6		NVS8M8F-6		NVC8M8F-1		NVS8M8F-1	
	M x F Angle	NVCA8M8F-6		NVSA8M8F-6		NVCA8M8F-1		NVSA8M8F-1	
3/4”									
	F x F	NVC12F12F-6		NVS12F12F-6		NVC12F12F-1		NVS12F12F-1	
	M x F	NVC12M12F-6		NVS12M12F-6		NVC12M12F-1		NVS12M12F-1	
1”									
	F x F	NVC16F16F-6		NVS16F16F-6		NVC16F16F-1		NVS16F16F-1	
	M x F	NVC16M16F-6		NVS16M16F-6		NVC16M16F-1		NVS16M16F-1	

MINI

Size	Details	Nylon Seat Valves Alloy Steel		Nylon Seat Valves 316 SS	
		6,000			
		CARBON STEEL		STAINLESS STEEL	
		Part #	List	Part #	List
1/4”					
	F x F	NVCM4F4F		NVSM4F4F	
	M x F	NVCM4M4F		NVSM4M4F	
1/2”					
	M x F	NVCM8M8F		NVSM8M8F	

MINI 6K

PIPE FITTINGS/ VALVES

INDEX

1 INDUSTRIAL RUBBER 203-223
2 THERMOPLASTIC 224-241
3 FIRE / MILL 242-251
4 HYDRAULIC 252-255
5 HOSE PROTECTION 256-259

HOSES

ASSEMBLIES

AIR

INDUSTRIAL RUBBER

STANDARD COUPLING METHODS

Seal Fast banded assemblies are designed for maximum hose retention with the added benefit of being reparable in the field.

Seal Fast crimp sleeve assemblies are designed for maximum hose retention and provide a clean looking, snag-free assembly.

Seal Fast crimp assemblies using ferrules are designed for maximum hose retention, with an added safety featured an "interlock". The top of the ferrule grabs into the interlock giving the operator extra piece of mind. All Seal Fast assemblies using ferrules must be paired with either our crimp cam lock or crimp combination nipples.

OTHER COUPLING METHODS

POSSIBLE ATTACHMENTS

STANDARD METHODS

SPECIALTY COUPLINGS

DISCLAIMER!

Seal Fast does not stock or necessarily offer assemblies with all of the parts depicted here. The purpose of this page is to give the customer an idea of the various combinations that can be achieved when they shop at Seal Fast. Not all fittings are suitable for all hoses, and not all clamping methods are suitable for all hose/fitting combinations. Seal Fast offers a variety of material options for the fittings as well. Not all materials are suitable for all applications so please consult with your sales representative before ordering.

*Hose construction may vary. Hoses might be supplied with 1 or 2 wires. This does not affect working/burst pressure.

* 10% CUTTING CHARGE FOR ANY LENGTH HOSE NOT LISTED

GENERAL PURPOSE - PREMIUM

SPECS

- Temp Range: -20° F to +176° F
- Cover: EPDM/SBR blend
- Tube: EPDM/SBR blend
- Reinforcement: Spiral braided polyester
- Safety Factor: 3:1 min

FEATURES

- An economy general purpose air & water hose engineered for medium duty applications | Limited Oil Resistance

ID	Length	O.D.	Working PSI	Burst PSI	lbs per ft	BULK TUBE: Black EPDM/SBR									
						RED = (R)		BLACK = (B)		GREEN = (G)		YELLOW = (Y)		BLUE = (BL)	
						Part #	List ft.	Part #	List ft.	Part #	List ft.	Part #	List ft.	Part #	List ft.
1/4"	600'	.51"	300	900	0.123	SFAH 025		SFAHB 025		---		---		---	
3/8"	600'	.65"	300	900	0.163	SFAH 038		SFAHB 038		---		---		---	
1/2"	600'	.82"	300	900	0.242	SFAH 050		SFAHB 050		---		---		---	
5/8"	300'	1.14"	300	900	0.429	SFAH 058		SFAHB 058		SFAHG 058		SFAHY 058		SFAHBL 058	
3/4"	300'	1.14"	300	900	0.429	SFAH 075		SFAHB 075		SFAHG 075		SFAHY 075		SFAHBL 075	
1"	300'	1.39"	200	600	0.535	SFAH 100		SFAHB 100		---		---		---	
	300'	1.44"	300	900	0.537	SFAH 100-2		SFAHB 100-2		---					
	100'	1.39"	200	600	0.535	SFAH 100 100		SFAHB 100 100		---		---		---	
1-1/4"	100'	1.73"	200	600	0.813	SFAH 125		SFAHB 125		---		---		---	
1-1/2"	100'	2.05"	200	600	1.123	SFAH 150		SFAHB 150		---		---		---	
2"	100'	2.64"	200	600	1.22	SFAH 200		SFAHB 200		---		---		---	

ASSEMBLIES - PREMIUM GENERAL PURPOSE

ID	Length	# of Bands	CROWFEET BANDS - SS PART #	PRICE	CROWFEET CRIMP SLEEVES - PLATED STEEL PART #	PRICE
1/4"	50'	2	SFAH025B		SFAH025C	
3/8"	50'	2	SFAH038B		SFAH038C	
1/2"	50'	2	SFAH050B		SFAH050C	
3/4"	25'	2	SFAH07525B		SFAH07525C	
	50'		SFAH075B		SFAH075C	
	100'		SFAH075100B		SFAH075100C	
1"	50'	2	SFAH100B		SFAH100C	
	50'		SFAH100-2B		SFAH100-2C	
	100'		SFAH100100B		SFAH100100C	

SIZE ID	Length	# of Bands	CROWFEET BANDS - SS PART #	PRICE	CROWFEET CRIMP SLEEVES - PLATED STEEL PART #	PRICE
3/4"	50'	2	SFAHB075B		SFAHB075C	
3/4"	50'	2	SFAHG075B		SFAHG075C	
3/4"	50'	2	SFAHY075B		SFAHY075C	
3/4"	50'	2	SFAHBL075B		SFAHBL075C	

*Hose construction may vary. Hoses might be supplied with 1 or 2 wires. This does not affect working/burst pressure.

* 10% CUTTING CHARGE FOR ANY LENGTH HOSE NOT LISTED

PUSH ON - BLACK

SPECS

- Temp Range: -20° F to +176° F
- Cover: Neoprene
- Tube: Black NBR
- Reinforcement: Braided polyester
- Safety Factor: 3:1 min

FEATURES

- A multi-purpose air & water hose designed for use with Push-On fittings, requiring no type of clamping.
- This oil resistant hose is excellent for use with air tools, mild chemicals & various petroleum products.

ID	OD	Length	BULK — BLACK NEOPRENE / NBR — 300 PSI					
			Working PSI	Burst PSI	Bend Radius	lbs per ft	Part #	List ft.
1/4"	0.500"	100' / 300'	300	900	-	9	PH025	
3/8"	0.625"	100' / 300'	300	900	-	12	PH038	
1/2"	0.750"	100' / 300'	300	900	-	15	PH050	

HOT AIR BLOWER

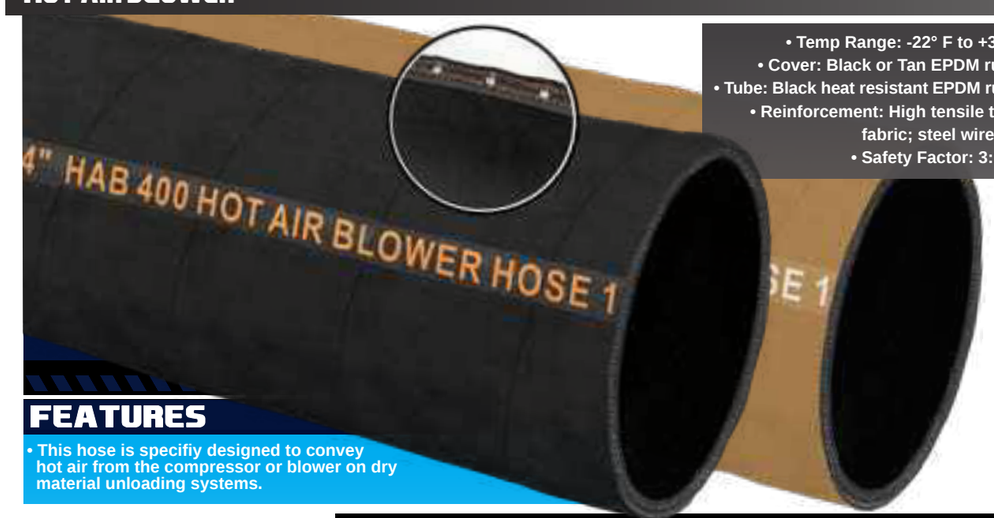

SPECS

- Temp Range: -22° F to +300° F
- Cover: Black or Tan EPDM rubber
- Tube: Black heat resistant EPDM rubber
- Reinforcement: High tensile textile fabric; steel wire helix
- Safety Factor: 3:1 min

FEATURES

- This hose is specifiy designed to convey hot air from the compressor or blower on dry material unloading systems.

ID	OD	Length	BULK — TUBE: BLACK EPDM RUBBER							
							BLACK		TAN	
			Working PSI	Burst PSI	Bend Radius	lbs per ft	Part #	List ft.	Part #	List ft.
3"	3.55"	100'	150	450	12"	1.75	HAB 300		HAB 300T 100	
4"	4.57"	100'	150	450	22"	1.75	HAB 400		HAB 400T 100	

* 10% CUTTING CHARGE FOR ANY LENGTH HOSE NOT LISTED

TEXTILE - YELLOW

SPECS

- Temp Range: -22° F to +180° F
- Cover: Yellow NR/SBR/EPDM
- Tube: NR/SBR
- Reinforcement: High tensile textile fabric
- Safety Factor: 3:1 min

FEATURES

- A heavy duty multi-purpose air hose engineered for applications requiring a rugged hose.
- Excellent wear resistance, ozone resistance & heat resistance.

ID	OD	Length	BULK — YELLOW BLENDED RUBBER — 100 - 300 PSI				
			Working PSI	Burst PSI	lbs per ft	Part #	List ft.
1"	1.38"	100'	300	900	.44	TEA 100	
1-1/2"	1.97"	100'	300	900	.71	TEA 150	
2"	2.52"	100"	300	900	1.01	TEA 200	
2-1/2"	3.04"	100'	300	900	1.24	TEA 250	
3"	3.51"	100'	300	900	1.51	TEA 300	
4"	4.67"	100'	300	900	2.80	TEA 400	

WIRE AIR - YELLOW/RED STRIPE

SPECS

- Temp Range: -40° F to +248° F
- Cover: Yellow EPDM
- Tube: Black, Smooth, Synthetic Rubber, Heat & Oil mist resistant (SBR)
- Reinforcement: Plies of steel wire cord
- Safety Factor: 4:1 min

FEATURES

- Designed for the most severe jobs in mining, quarries, industrial & construction service, this mandrel built hose has a high margin of safety & gives a long & trouble-free service under the most arduous working conditions.
- Also known as "Bull Hose".

ID	OD	Length	BULK — YELLOW EPDM / SBR — 500 - 1000 PSI				
			Working PSI	Burst PSI	lbs per ft	Part #	List ft.
1/2"	.91"	100'	1000	4000	.37	WA 050	
3/4"	1.14"	100'	1000	4000	.50	WA 075	
1"	1.42"	100'	800	3200	.65	WA 100	
1-1/4"	1.69"	100'	800	3200	.80	WA 125	
1-1/2"	1.97"	100'	800	3200	1.05	WA 150	
2"	2.52"	100'	600	2400	1.50	WA 200	
2-1/2"	3.07"	100'	500	2000	2.00	WA 250	
3"	3.62"	100'	500	2000	2.50	WA 300	
4"	4.80"	100'	500	2000	3.90	WA 400	

*Hose construction may vary. Hoses might be supplied with 1 or 2 wires. This does not affect working/burst pressure.

* 10% CUTTING CHARGE FOR ANY LENGTH HOSE NOT LISTED

XLPE - 200 PSI

SPECS

- **Temp Range:** -22° F to +212° F
- **Cover:** Green, EPDM Rubber
- **Tube:** Clear, Cross-Linked Polyethylene; EPDM
- **Reinforcement:** High tensile textile fabric; steel wire helix; anti-static copper wire
- **Safety Factor:** 4:1 min

FEATURES

- Used for suction & delivery of acids, solvents & chemicals w/ high concentrations.
- WARNING: Temp rating depends on concentration of exact chemical used.

ID	OD	Length	BULK GREEN EPDM / CROSS-LINKED POLYETHYLENE 200 PSI					
			Working PSI	Burst PSI	Bend Radius	lbs per ft	Part #	List ft.
3/4"	1.26"	100'	200	800	6"	.54	CH 075	
1"	1.50"	100'	200	800	8"	.67	CH 100	
1-1/4"	1.78"	100'	200	800	8"	.81	CH 125	
1-1/2"	2.01"	100'	200	800	8"	.94	CH 150	
2"	2.52"	100'	200	800	10"	1.28	CH 200	
2-1/2"	3.04"	100'	200	800	17"	1.55	CH 250	
3"	3.55"	100'	200	800	18"	1.95	CH 300	
4"	4.65"	100'	200	800	20"	2.76	CH 400	

ASSEMBLIES - XLPE - 200 PSI

STANDARD

- 316SS Cam Locks
- 304SS Ferrules

AVAILABLE ON REQUEST *MOQ MAY APPLY*

- **Lengths:** 10' | 25' | 50'
- **Assemblies:**
  - Cam Locks: Material – 316SS; Type – Self-Locking
  - KC Nipples: Material – 316SS; Type – Grooved, Weld Bevel, Turnback
  - Hose Attachment: Material – Stainless Steel; Type – Sleeves, Ferrules

20' STOCKED

STANDARD

CRIMP SLEEVES - 304SS

ID	Length	C & E - PART #	STOCKED	PRICE
1-1/2"	20'	CH15020CESSC	---	
2"	20	CH20020CESSC	X	
3"	20'	CH30020CESSC	X	
4"	20'	CH40020CESSC	X	

*Hose construction may vary. Hoses might be supplied with 1 or 2 wires. This does not affect working/burst pressure.

* 10% CUTTING CHARGE FOR ANY LENGTH HOSE NOT LISTED

UHMW - CORRUGATED

SPECS

- **Temp Range:** -40° F to +250° F
- **Cover:** Blue, corrugated EPDM
- **Tube:** Clear, Ultra High Molecular Weight Polyethylene; EPDM
- **Reinforcement:** High tensile textile fabric; steel wire helix; anti-static copper wire
- **Safety Factor:** 4:1 min

Also available in green

FEATURES

- A flexible chemical hose used for suction & delivery of 98% of industrial chemicals, corrosive liquids & solvents.
- WARNING: Temp rating depends on concentration of exact chemical used.

ID	OD	Length	BULK BLUE EPDM / ULTRA HIGH MOLECULAR WEIGHT POLYTETHYLENE 200 PSI						
			Working PSI	Burst PSI	Bend Radius	lbs per ft	Part # - Blue	Part # - Green	List ft.
1"	1.58"	100'	200	800	6"	.67	UHMW 100	UHMW 100G	
1-1/4"	2.09"	100'	200	800	9"	.94	UHMW 125	UHMW 125G	
1-1/2"	2.09"	100'	200	800	9"	.94	UHMW 150	UHMW 150G	
2"	2.64"	100'	200	800	11"	1.28	UHMW 200	UHMW 200G	
2-1/2"	2.64"	100'	200	800	11"	1.28	UHMW 250	UHMW 250G	
3"	3.67"	100'	200	800	16"	1.88	UHMW 300	UHMW 300G	
4"	4.69"	100'	200	800	31"	2.49	UHMW 400	UHMW 400G	
6"	6.97"	100'	200	800	63"	4.85	UHMW 600	UHMW 600G	

ASSEMBLIES - UHMW CORRUGATED

STANDARD

- 316SS Cam Locks
- 304SS Ferrules

AVAILABLE ON REQUEST *MOQ MAY APPLY*

- **Lengths:** 10' | 25' | 50'
- **Assemblies:**
  - Cam Locks: Material – 316SS; Type – Self-Locking
  - KC Nipples: Material – 316SS; Type – Grooved, Weld Bevel, Turnback
  - Hose Attachment: Material – Stainless Steel; Type – Sleeves, Ferrules

20', 25' STOCKED

STANDARD

CRIMP SLEEVES - 304SS

ID	Blue Length	Blue PART #	Blue STOCKED	Blue PRICE	Green Length	Green PART #	Green STOCKED	Green PRICE
1-1/2"	20'	UHMW15020CESSC	---		20'	UHMW150G20CESSC	---	
2"	20'	UHMW20020CESSC	X		20'	UHMW200G20CESSC	---	
3"	20'	UHMW30020CESSC	X		20'	UHMW300G20CESSC	---	
4"	20'	UHMW40020CESSC	X		20'	UHMW400G20CESSC	---	
6"	20'	UHMW60020CESSC	---		20'	UHMW600G20CESSC	---	

*Hose construction may vary. Hoses might be supplied with 1 or 2 wires. This does not affect working/burst pressure.

* 10% CUTTING CHARGE FOR ANY LENGTH HOSE NOT LISTED

CHEMICAL

UHMW - SMOOTH

SPECS

Temp Range: -40° F to +250° F
- Cover: Green, EPDM Rubber
- Tube: Clear, Ultra High Molecular Weight Polyethylene; EPDM
- Reinforcement: High tensile textile fabric; steel wire helix; anti-static copper wire
- Safety Factor: 4:1 min

FEATURES

- A flexible chemical hose used for suction & delivery of 98% of industrial chemicals, corrosive liquids & solvents.
- WARNING: Temp rating depends on concentration of exact chemical used.

ID	OD	Length	BULK GREEN EPDM / ULTRA HIGH MOLECULAR WEIGHT POLYTETHYLENE 200 PSI					
			Working PSI	Burst PSI	Bend Radius	lbs per ft	Part #	List ft.
1”	1.58”	100’	200	800	6”	.67	UHMWS 100G	
1-1/4”	2.09”	100’	200	800	9”	.94	UHMWS 125G	
1-1/2”	2.09”	100’	200	800	9”	.94	UHMWS 150G	
2”	2.64”	100’	200	800	11”	1.28	UHMWS 200G	
2-1/2”	2.64”	100’	200	800	11”	1.28	UHMWS 250G	
3”	3.67”	100’	200	800	16”	1.88	UHMWS 300G	
4”	4.69”	100’	200	800	31”	2.49	UHMWS 400G	
6”	6.97”	100’	200	800	63”	4.85	UHMWS 600G	

ASSEMBLIES - UHMW SMOOTH

STANDARD
- 316SS Cam Locks
- 304SS Ferrules

AVAILABLE ON REQUEST *MOQ MAY APPLY*
- Lengths: 10’ | 25’ | 50’
- Assemblies:
  - Cam Locks: Material – 316SS; Type – C & E
  - KC Nipples: Material – 316SS; Type – Grooved, Weld Bevel, Turnback
  - Hose Attachment: Material – Stainless Steel; Type – Sleeves, Ferrules

STANDARD

CRIMP SLEEVES - 304SS

ID	Length	C & E - PART #	STOCKED	PRICE
1-1/2"	20’	UHMWS15020CESSC	---	
2"	20’	UHMWS20020CESSC	X	
3"	20’	UHMWS30020CESSC	X	
4"	20’	UHMWS40020CESSC	X	
6"	20’	UHMWS60020CESSC	---	

*Hose construction may vary. Hoses might be supplied with 1 or 2 wires. This does not affect working/burst pressure.

* 10% CUTTING CHARGE FOR ANY LENGTH HOSE NOT LISTED

MATERIAL TRANSFER

BULK MATERIAL SUCTION & DISCHARGE

SPECS

- Temp Range: -25° F to +190° F
- Cover: Green corrugated, SBR
- Tube: Natural Gum Rubber
- Reinforcement: High tensile tire cord; steel wire helix
- Safety Factor: 3:1 min

FEATURES

- Suitable for abrasive materials wet or dry.
- FDA tube can also be used for foodstuffs, flour, plastic pellets, etc. Perfect for sandblast return operations. Use Helix Wire for Static Grounding to couplings.

ID	OD	Length	BULK GREEN SBR / GUM RUBBER 75-150 PSI						
			Working PSI	Burst PSI	Bend Radius	Tube Thickness	lbs per ft	Part #	List ft.
2”	2.91”	50’	150	450	14”	.25	1.86	BM 200	
3”	3.94”	50’	125	450	23”	.25	2.51	BM 300	
4”	4.96”	50’	100	300	28”	.28	3.58	BM 400	
6”	7.01”	50’	75	150	42”	.28	6.32	BM 600	

DRY CEMENT DISCHARGE

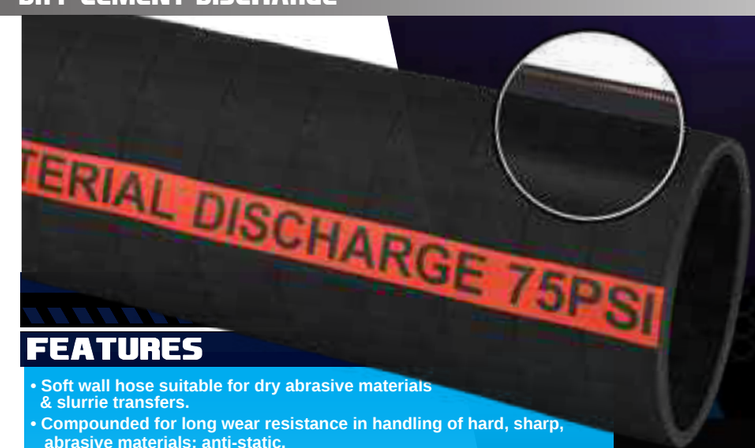

SPECS

- Temp Range: -40° F to +158° F
- Cover:Black, NR/SBR
- Tube: Black, BR/SBR/NR
- Reinforcement: High tensile tire cord
- Safety Factor: 3:1 min

FEATURES

- Soft wall hose suitable for dry abrasive materials & slurrie transfers.
- Compounded for long wear resistance in handling of hard, sharp, abrasive materials; anti-static.

ID	OD	Length	Tube Thickness	BULK BLACK BLENDED RUBBER 75 PSI					
				Working PSI	Burst PSI	Bend Radius	lbs per ft	Part #	List ft.
4”	4.37”	50’ / 100’	1/8”	75	225	-	1.61	CD 400-1	
	4.63”	50’ / 100’	3/16”	75	225	-	2.08	CD 400-2	
	4.79”	50’ / 100’	1/4”	75	225	-	2.49	CD 400-3	

*Hose construction may vary. Hoses might be supplied with 1 or 2 wires. This does not affect working/burst pressure.

* 10% CUTTING CHARGE FOR ANY LENGTH HOSE NOT LISTED

PLASTER, GROUT & CONCRETE

SPECS

- Temp Range: -22° F to +180° F
- Cover: Black Synthetic Rubber
- Tube: Black Conductive Synthetic Rubber
- Reinforcement: Spiraled high tensile textile cords
- Safety Factor: 3:1 min

FEATURES

- Designed for pumping plaster, grout & wet concrete to construction placement sites.

ID	OD	Length	BULK BLACK SYNTHETIC RUBBER 800 PSI				
			Working PSI	Burst PSI	lbs per ft	Part #	List ft.
1”	1.54”	100’	800	2400	.54	PGC 100	
1-1/4”	1.85”	100’	800	2400	.74	PGC 125	
1-1/2”	2.01”	100’	800	2400	1.08	PGC 150	
2”	2.84”	100’	800	2400	1.41	PGC 200	

SANDBLAST

SPECS

- Temp Range: -22° F to +176° F
- Cover: Black Synthetic Rubber,; Pinpricked.
- Tube: Black Rubber, static conductive
- Reinforcement: For 1/2” hose there is a 2 ply tire cord & for 3/4” to 1-1/2” there is a 4 ply tire cord.
- Safety Factor: 3:1

HOSE COUPLINGS w/SCREWS ON P.70

FEATURES

- A long lasting heavy-duty hose 2 or 4 ply, exceptionally tough & abrasion resistant, for use in sand and steel blasting service.
- It is manufactured from static conductive materials.

ID	Ply	OD	Length	BULK BLACK BLENDED RUBBER 150 PSI				
				Working PSI	Burst PSI	lbs per ft	Part #	List ft.
1/2”	2	1.06”	50’ / 100’	150	450	.3	SA 050	
3/4”	4	1.50”	50’ / 100’	150	450	.44	SA 075	
1”	4	1.89”	50’ / 100’	150	450	.54	SA 100	
1-1/4”	4	2.17”	50’ / 100’	150	450	.74	SA 125	
1-1/2”	4	2.36”	50’ / 100’	150	450	.84	SA 150	

* 10% CUTTING CHARGE FOR ANY LENGTH HOSE NOT LISTED

HOT TAR

SPECS

- Temp Range: -20° F to +350° F
- Cover:Black, Synthetic Acrylic Rubber
- Tube: Black CR Anti-Static Wrap
- Reinforcement: High tensile tire cord; Helix Wire
- Safety Factor: 4:1 min

FEATURES

- Designed for transfer of high temperature asphalt, tar & hot oils.
- Compounded for long wear resistance in handling of hard, sharp, abrasive materials; anti-static.

ID	OD	Length	BULK BLACK SYNTHETIC ACRYLIC RUBBER 150 PSI					
			Working PSI	Burst PSI	Bend Radius	lbs per ft	Part #	List ft.
2”	2.71”	100’ / 200’	150	600	10"	1.80	HTA 200	
3”	4.63”	100’ / 200’	150	600	15"	2.94	HTA 300	
4”	4.79”	100’ / 200’	150	600	20"	3.89	HTA 400	

FUEL OIL DELIVERY

SPECS

Temp Range: -40° F to +180° F
- Cover: Red, NBR compound
- Tube: Black, NBR compound
- Reinforcement: 2 braid polyester cord
- Safety Factor: 4:1 min

FEATURES

- General applications for transfer & delivery of fuels, oils, kerosene, diesel & other petroleum products

ID	OD	Length	BULK RED NEOPRENE 250 PSI					
			Working PSI	Burst PSI	Bend Radius	lbs per ft	Part #	List ft.
1”	1.500”	100’ / 125’ / 150’ / 175’ / 200’	250	1000	---	n/a	FODH100	
1-1/4”	1.795”	100’ / 125’ / 150’ / 175’	250	1000	---	n/a	FODH125	
1-3/8”	1.874”	100’ / 125’ / 150’ / 175’	250	1000	---	n/a	FODH138	
1-1/2”	2.094”	100’ / 125’ / 150’ / 175’	250	1000	---	n/a	FODH150*	

*Hose construction may vary. Hoses might be supplied with 1 or 2 wires. This does not affect working/burst pressure.

* 10% CUTTING CHARGE FOR ANY LENGTH HOSE NOT LISTED

TANK TRUCK - CONTRACTORS GRADE - 150 PSI

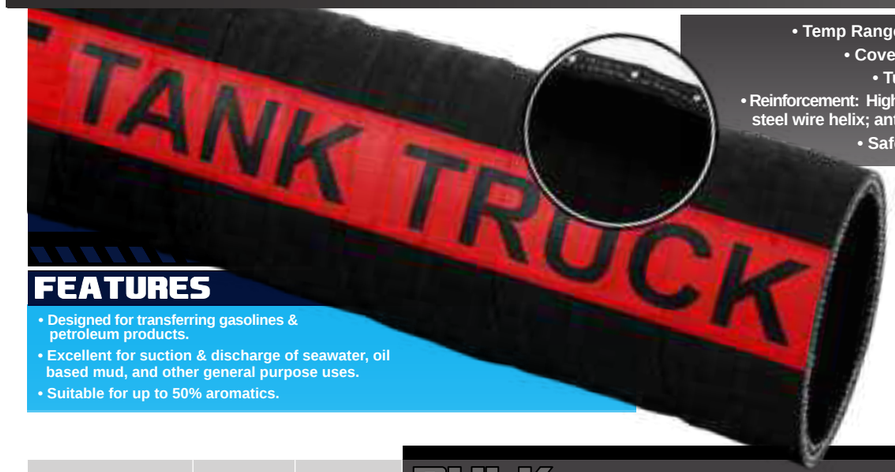

SPECS

- Temp Range: -20° F to +176° F
- Cover: Black, CR/Nitrile
- Tube: Nitrile Rubber
- Reinforcement: High tensile textile fabric; steel wire helix; anti-static copper wire
- Safety Factor: 3:1 min

FEATURES

- Designed for transferring gasolines & petroleum products.
- Excellent for suction & discharge of seawater, oil based mud, and other general purpose uses.
- Suitable for up to 50% aromatics.

ID	OD	Length	BULK BLACK NITRILE BLEND / NITRILE 100-150 PSI					
			Working PSI	Burst PSI	Bend Radius	lbs per ft	Part #	List ft.
1-1/2"	1.9"	100'	150	450	9"	0.7	TT 150E 100	
2"	2.5"	100'	150	450	12"	1.1	TT 200E 100	
3"	3.5"	100'	150	450	18"	1.8	TT 300E 100	
4"	4.6"	100'	150	450	24.1"	2.8	TT 400E 100	
6"	6.6"	100'	150	450	35.9"	5.3	TT 600E 20	
		100'	150	450	35.9"	5.3	TT 600E 100	
8"	8.7"	20'	150	450	48.2"	8.8	TT 800E 20	

ASSEMBLIES - TANK TRUCK - CONTRACTORS GRADE - 150 PSI

STANDARD

- Aluminum Cam Locks
- Plated Steel NPT Crimp KCs
- Plated Steel Crimp Sleeves

AVAILABLE ON REQUEST *MOQ MAY APPLY*

- **Lengths:** 10' | 25' | 50'
- **Assemblies:**
  - Cam Locks: Material – 356-T6 Aluminum, Brass, 316SS, Iron; Type – Crimp, Self-Locking
  - KC Nipples: Material – Plated Steel, 316SS; Type – Grooved, Weld Bevel, Turnback
  - Hose Attachment: Material – Plated Steel, 316SS; Type – Sleeves, Ferrules, Band Clamps

STANDARD

CRIMP SLEEVES - 304SS

ID	Length	C & E - PART #	STOCKED	PRICE	Length	MALE PIPE - PART #	STOCKED	PRICE
1-1/2"	20'	TT150E20CEALC	---		20'	TT150E20MPC	---	
2"	20	TT200E20CEALC	X		20	TT200E20MPC	---	
3"	20'	TT300E20CEALC	X		20'	TT300E20MPC	---	
4"	20'	TT400E20CEALC	X		20'	TT400E20MPC	---	
6"	20'	TT600E20CEALC	---		20'	TT600E20MPC	---	
8"	20'	TT800E20CEALC	---		20'	TT800E20MPC	---	

*Hose construction may vary. Hoses might be supplied with 1 or 2 wires. This does not affect working/burst pressure.

* 10% CUTTING CHARGE FOR ANY LENGTH HOSE NOT LISTED

TANK TRUCK - 150 PSI

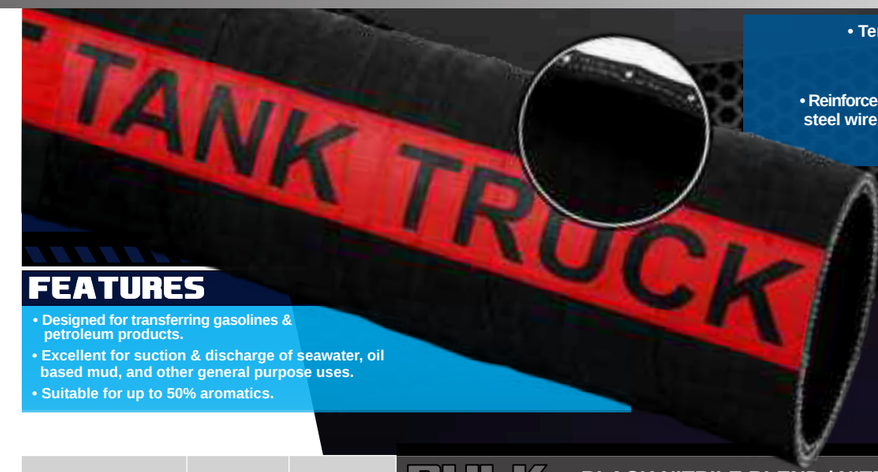

SPECS

- Temp Range: -22° F to +212° F
- Cover: Black, CR/Nitrile
- Tube: Nitrile Rubber
- Reinforcement: High tensile textile fabric; steel wire helix; anti-static copper wire
- Safety Factor: 3:1 min

FEATURES

- Designed for transferring gasolines & petroleum products.
- Excellent for suction & discharge of seawater, oil based mud, and other general purpose uses.
- Suitable for up to 50% aromatics.

ID	OD	Length	BULK BLACK NITRILE BLEND / NITRILE 100-150 PSI					
			Working PSI	Burst PSI	Bend Radius	lbs per ft	Part #	List ft.
1"	1.46"	100'	150	450	4"	.67	TT 100 100	
1-1/4"	1.75"	100'	150	450	5"	.87	TT 125 100	
1-1/2"	2.01"	100'	150	450	6"	.94	TT 150 100	
2"	2.50"	100'	150	450	8"	1.34	TT 200 100	
2-1/2"	3.03"	100'	150	450	10"	1.61	TT 250 100	
3"	3.54"	100'	150	450	12"	2.02	TT 300 100	
4"	4.67"	100'	150	450	16"	2.76	TT 400 100	
6"	6.65"	20'	150	450	24"	5.51	TT 600 20	
		100'	150	450	24"	5.51	TT 600 100	
8"	8.88"	20'	150	300	32"	9.07	TT 800 20	

ASSEMBLIES - TANK TRUCK - 150 PSI

STANDARD

- Aluminum Cam Locks
- Plated Steel NPT Crimp KCs
- Plated Steel Crimp Sleeves

AVAILABLE ON REQUEST *MOQ MAY APPLY*

- **Lengths:** 10' | 25' | 50'
- **Assemblies:**
  - Cam Locks: Material – 356-T6 Aluminum, Brass, 316SS, Iron; Type – Crimp, Self-Locking
  - KC Nipples: Material – Plated Steel, 316SS; Type – Grooved, Weld Bevel, Turnback
  - Hose Attachment: Material – Plated Steel, 316SS; Type – Sleeves, Ferrules, Band Clamps

STANDARD

CRIMP SLEEVES - 304SS

ID	Length	C & E - PART #	STOCKED	PRICE	Length	MALE PIPE - PART #	STOCKED	PRICE
1-1/2"	20'	TT15020CEALC	---		20'	TT15020MPC	---	
2"	20	TT20020CEALC	X		20	TT20020MPC	---	
3"	20'	TT30020CEALC	X		20'	TT30020MPC	---	
4"	20'	TT40020CEALC	X		20'	TT40020MPC	---	
6"	20'	TT60020CEALC	---		20'	TT60020MPC	---	
8"	20'	TT80020CEALC	---		20'	TT80020MPC	---	

*Hose construction may vary. Hoses might be supplied with 1 or 2 wires. This does not affect working/burst pressure.

* 10% CUTTING CHARGE FOR ANY LENGTH HOSE NOT LISTED

TANK TRUCK - 300 PSI

SPECS

- Temp Range: -22° F to +212° F
- Cover: Black, CR/Nitrile
- Tube: Nitrile Rubber
- Reinforcement: High tensile textile fabric; steel wire helix; anti-static copper wire
- Safety Factor: 3:1 min

FEATURES

- Designed for transferring gasolines & petroleum products.
- Excellent for suction & discharge of seawater, oil based mud, and other general purpose uses.
- Suitable for up to 50% aromatics.

ID	OD	Length	BULK BLACK NITRILE BLEND / NITRILE 100-150 PSI					
			Working PSI	Burst PSI	Bend Radius	lbs per ft	Part #	List ft.
1-1/2"	1.9"	100'	150	450	9"	0.7	TT 150-220	
2"	2.5"	100'	150	450	12"	1.1	TT 200-220	
3"	3.5"	100'	150	450	18"	1.8	TT 300-220	
4"	4.6"	100'	150	450	24.1"	2.8	TT 400-220	
6"	6.6"	100'	150	450	35.9"	5.3	TT 600-220	
8"	8.7"	20'	150	450	48.2"	8.8	TT 800-220	

*Hose construction may vary. Hoses might be supplied with 1 or 2 wires. This does not affect working/burst pressure.

* 10% CUTTING CHARGE FOR ANY LENGTH HOSE NOT LISTED

TANK TRUCK CORRUGATED - 150 PSI BLACK / RED

SPECS

- Temp Range: -22° F to +212° F
- Cover: Black, CR/Nitrile
- Tube: Nitrile Rubber
- Reinforcement: High tensile textile fabric; steel wire helix; anti-static copper wire
- Safety Factor: 3:1 min

FEATURES

- Designed for transfer of gasoline, oil & other petroleum based products where maximum flexibility is needed; excellent kink resistance.
- Excellent for suction & discharge of seawater, oil based mud, & other general purpose uses.
- Suitable for up to 50% aromatics.

ID	OD	Length	BULK BLACK / RED NITRILE BLEND / NITRILE 150 PSI						
			Working PSI	Burst PSI	Bend Radius	lbs per ft	Black Part #	Red Part #	List ft.
1-1/2"	2.24"	100'	150	450	2"	.98	CTT 100 100	CTT 100R 100	
2"	2.64"	100'	150	450	2"	1.34	CTT 200 100	CTT 200R 100	
3"	3.66"	100'	150	450	3"	1.95	CTT 300 100	CTT 300R 100	
4"	4.76"	100'	150	450	4"	2.96	CTT 400 100	CTT 400R 100	

ASSEMBLIES - TANK TRUCK CORRUGATED - 150 PSI

STANDARD

- Aluminum Cam Locks
- Plated Steel Crimp Sleeves

AVAILABLE ON REQUEST *MOQ MAY APPLY*

- **Lengths:** 10' | 25' | 50'
- **Assemblies:**
  - Cam Locks: Material – 356-T6 Aluminum, Brass, 316SS, Iron; Type – Crimp, Self-Locking
  - KC Nipples: Material – Plated Steel, 316SS; Type – Grooved, Weld Bevel, Turnback
  - Hose Attachment: Material – Plated Steel, Stainless Steel; Type – Sleeves, Ferrules, Band Clamps

ID	STANDARD CRIMP SLEEVES - 304SS BLACK				STANDARD CRIMP SLEEVES - 304SS RED			
	Length	C & E - PART #	STOCKED	PRICE	Length	C & E - PART #	STOCKED	PRICE
2"	20	CTT 200 20CEALC	---		20	CTT 200R 20CEALC	---	
3"	20'	CTT 300 20CEALC	---		20'	CTT 300R 20CEALC	---	
4"	20'	CTT 400 20CEALC	---		20'	CTT 400R 20CEALC	---	

*Hose construction may vary. Hoses might be supplied with 1 or 2 wires. This does not affect working/burst pressure.

* 10% CUTTING CHARGE FOR ANY LENGTH HOSE NOT LISTED

CRUDE OIL SUCTION

SPECS

- Temp Range: -22° F to +212° F
- Cover: Black, CR/NBR
- Tube: CR/NBR
- Reinforcement: High tensile textile fabric; steel wire helix; anti-static copper wire
- Safety Factor: 3:1 min

FEATURES

- Designed for oilfield vacuum truck service. Tube & cover have resistance to crude oil.
- Recommended for CRUDE OIL ONLY. *NOT RECOMMENDED FOR REFINED PETROLEUM PRODUCTS.

ID	OD	Length	BULK			NITRILE BLEND		
			150 PSI					
			Working PSI	Burst PSI	Bend Radius	lbs per ft	Part #	List ft.
1-1/2"	1.89"	100'	150	450	7"	.80	COS 100	
2"	2.45"	100'	150	450	8"	1.00	COS 200	
2-1/2"	3.00"	100'	150	450	10"	1.26	COS 250	
3"	3.50"	100'	150	450	12"	1.80	COS 300	
4"	4.55"	100'	150	450	15"	2.30	COS 400	
6"	6.61"	20'	150	450	26"	5.00	COS 600	
8"	8.70"	20'	150	450	35"	7.60	COS 800	

ASSEMBLIES - CRUDE OIL SUCTION

STANDARD

- Aluminum Cam Locks
- Plated Steel NPT Crimp KCs
- Plated Steel Crimp Sleeves

AVAILABLE ON REQUEST *MOQ MAY APPLY*

- **Lengths:** 10' | 25' | 50'
- **Assemblies:**
  - Cam Locks: Material – 356-T6 Aluminum, Brass, 316SS, Iron; Type – Crimp, Self-Locking
  - KC Nipples: Material – Plated Steel, 316SS; Type – Grooved, Weld Bevel, Turnback
  - Hose Attachment: Material – Plated Steel, Stainless Steel; Type – Sleeves, Ferrules, Band Clamps

STANDARD

CRIMP SLEEVES - 304SS

ID	Length	C & E - PART #	STOCKED	PRICE	Length	MALE PIPE - PART #	STOCKED	PRICE
2"	20'	COS20020CEALC	---		20'	COS20020MPC	---	
3"	20'	COS30020CEALC	---		20'	COS30020MPC	---	
4"	20'	COS40020CEALC	---		20'	COS40020MPC	---	
6"	20'	COS60020CEALC	---		20'	COS60020MPC	---	

*Hose construction may vary. Hoses might be supplied with 1 or 2 wires. This does not affect working/burst pressure.

* 10% CUTTING CHARGE FOR ANY LENGTH HOSE NOT LISTED

CRUDE OIL SUCTION CORRUGATED

SPECS

- Temp Range: -22° F to +212° F
- Cover: Black, CR/NBR
- Tube: CR/NBR
- Reinforcement: High tensile textile fabric; steel wire helix; anti-static copper wire
- Safety Factor: 3:1 min

FEATURES

- Designed for oilfield vacuum truck service where extra flexibilty is needed; tube & cover are crude oil resistant.
- Recommended for CRUDE OIL ONLY. *NOT RECOMMENDED FOR REFINED PETROLEUM PRODUCTS.

ID	OD	Length	BULK			NITRILE BLEND		
			150 PSI					
			Working PSI	Burst PSI	Bend Radius	lbs per ft	Part #	List ft.
2"	2.64"	100'	150	450	8"	1.00	CCOS 200	
3"	3.66"	100'	150	450	12"	1.80	CCOS 300	
4"	4.76"	100'	150	450	15"	2.30	CCOS 400	

ASSEMBLIES - CRUDE OIL SUCTION CORRUGATED

STANDARD

- Aluminum Cam Locks
- Plated Steel NPT Crimp KCs
- Plated Steel Crimp Sleeves

AVAILABLE ON REQUEST *MOQ MAY APPLY*

- **Lengths:** 10' | 25' | 50'
- **Assemblies:**
  - Cam Locks: Material – 356-T6 Aluminum, Brass, 316SS, Iron; Type – Crimp, Self-Locking
  - KC Nipples: Material – Plated Steel, 316SS; Type – Grooved, Weld Bevel, Turnback
  - Hose Attachment: Material – Plated Steel, Stainless Steel; Type – Sleeves, Ferrules, Band Clamps

STANDARD

CRIMP SLEEVES - 304SS

ID	Length	C & E - PART #	STOCKED	PRICE	Length	MALE PIPE - PART #	STOCKED	PRICE
2"	20'	CCOS20020CEALC	---		20'	CCOS20020MPC	---	
3"	20'	CCOS30020CEALC	---		20'	CCOS30020MPC	---	
4"	20'	CCOS40020CEALC	---		20'	CCOS40020MPC	---	
6"	20'	CCOS60020CEALC	---		20'	CCOS60020MPC	---	

*Hose construction may vary. Hoses might be supplied with 1 or 2 wires. This does not affect working/burst pressure.

* 10% CUTTING CHARGE FOR ANY LENGTH HOSE NOT LISTED

PETROLEUM

OIL DISCHARGE

SPECS

- Temp Range: -22° F to +212° F
- Cover: Black, CR/NBR
- Tube: CR/NBR
- Reinforcement: High tensile textile fabric; anti-static copper wire
- Safety Factor: 3:1 min

FEATURES

- Designed for handling gasoline, diesel fuels, oil sludge, fuel oils & other petroleum products.
- It is a flexible & easy handling petroleum discharge hose complete with built-in-anti-static wire.

BULK — RED NITRILE BLEND — 200 PSI

ID	OD	Length	Working PSI	Burst PSI	Bend Radius	lbs per ft	Part #	List ft.
1-1/2”	2.01”	100’	200	600	-	.79	ODH 150	
2”	2.48”	100’	200	600	-	.93	ODH 200	
3”	3.50”	100’	200	600	-	1.39	ODH 300	
4”	4.65”	100’	200	600	-	2.29	ODH 400	

*Hose construction may vary. Hoses might be supplied with 1 or 2 wires. This does not affect working/burst pressure.

* 10% CUTTING CHARGE FOR ANY LENGTH HOSE NOT LISTED

WATER

BLENDED WATER SUCTION

SPECS

- Temp Range: -22° F to +180° F
- Cover: Black, NR/SBR
- Tube: Black, NBR/SBR
- Reinforcement: High tensile textile fabric; steel wire helix
- Safety Factor: 3:1

FEATURES

- Designed to meet almost all water hose applications, especially designed for use in construction, mining, industrial, & agricultural service. It is flexible and with stands high vacuum.

BULK — BLACK SBR / NATURAL RUBBER — 100 - 150 PSI

ID	OD	Length	Working PSI (max)	Burst PSI	Weight Per ft.	Bend Radius	Part #	List ft.
1”	1.37”	100’	150	450	0.50	5”	CWS 100 100	
1-1/4”	1.65”	100’	150	450	0.60	5”	CWS 125 100	
1-1/2”	1.89”	100’	150	450	0.82	6”	CWS 150 100	
2”	2.44”	100’	150	450	1.01	8”	CWS 200 100	
2-1/2”	3.00”	100’	150	450	1.50	10”	CWS 250 100	
3”	3.55”	100’	150	450	1.75	12”	CWS 300 100	
4”	4.57”	100’	100	300	2.40	16”	CWS 400 100	
6”	6.61”	20’ / 100’	100	300	4.84	24”	CWS 600 20 / 100	
8”	8.70”	20’ / 100’	100	300	8.10	32”	CWS 800 20 /100	

ASSEMBLIES - BLENDED WATER SUCTION

STANDARD

- Aluminum Cam Locks
- Plated Steel Crimp Sleeves

AVAILABLE ON REQUEST *MOQ MAY APPLY*

- **Lengths:** 10’ | 25’ | 50’
- **Assemblies:**
  - Cam Locks: Material – 356-T6 Aluminum, Brass, 316SS, Iron; Type – Crimp, Self-Locking
  - KC Nipples: Material – Plated Steel, 316SS; Type – Grooved, Weld Bevel, Turnback
  - Hose Attachment: Material – Plated Steel, Stainless Steel; Type – Sleeves, Ferrules, Band Clamps



20’, 25’ STOCKED

STANDARD — CRIMP SLEEVES - 304SS

ID	Length	C & E - PART #	STOCKED	PRICE
2"	20’	CWS20020CEALC	X	
3"	20’	CWS30020CEALC	X	
4"	20’	CWS40020CEALC	X	

*Hose construction may vary. Hoses might be supplied with 1 or 2 wires. This does not affect working/burst pressure.

* 10% CUTTING CHARGE FOR ANY LENGTH HOSE NOT LISTED

WATER DISCHARGE 2 PLY

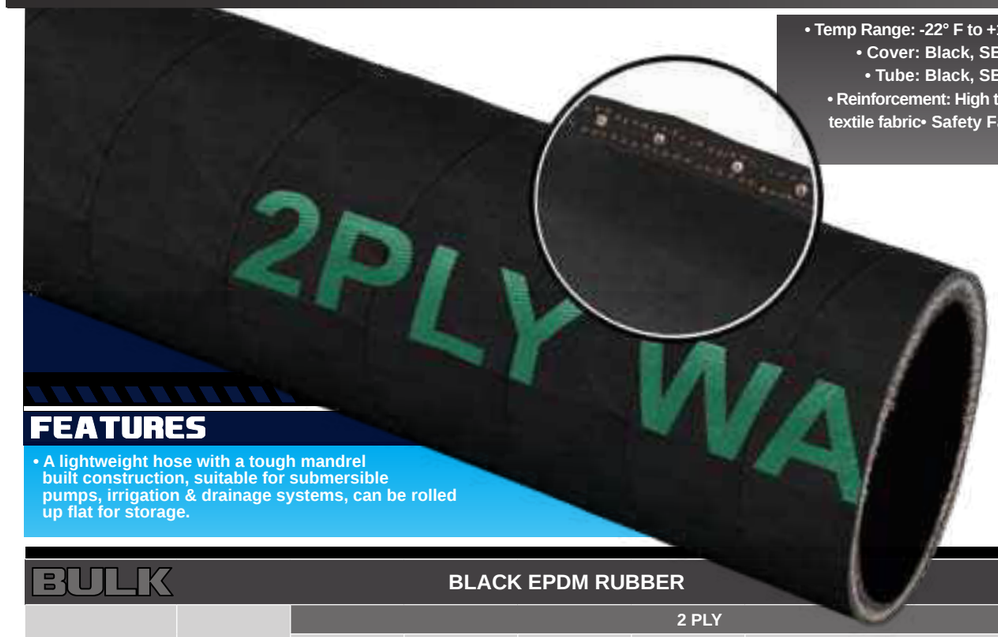

SPECS

- Temp Range: -22° F to +180° F
- Cover: Black, SBR/NR
- Tube: Black, SBR/NR
- Reinforcement: High tensile textile fabric• Safety Factor: 3:1

FEATURES

- A lightweight hose with a tough mandrel built construction, suitable for submersible pumps, irrigation & drainage systems, can be rolled up flat for storage.

BULK — BLACK EPDM RUBBER

ID	Length	2 PLY OD	Working PSI (max)	Burst PSI	Weight Per ft.	Part #	List Ft.
1-1/2	100'	1.93"	150	450	.71	DH 150-2	
2"	100'	2.48"	150	450	1.01	DH 200-2	
2-1/2"	100'	3.03"	150	450	1.24	DH 250-2	
3"	100'	3.50"	150	450	1.51	DH 300-2	
4"	100'	4.61"	150	450	2.35	DH 400-2	
6"	100'	6.58"	100	300	3.43	DH 600-2	
8"	100'	8.70"	75	225	5.58	DH 800-2	
10"	50'	10.71"	60	180	6.89	DH 1000-2	
12"	50'	12.72"	40	120	8.23	DH 1200-2	

ASSEMBLIES - WATER DISCHARGE 2 PLY

STANDARD

- Aluminum Cam Locks
- Plated Steel NPT Crimp KCs
- Plated Steel Crimp Sleeves

AVAILABLE ON REQUEST *MOQ MAY APPLY*

- **Lengths:** 10' | 25' | 50'
- **Assemblies:**
  - Cam Locks: Material – 356-T6 Aluminum, Brass, 316SS, Iron; Type – Crimp, Self-Locking
  - KC Nipples: Material – Plated Steel, 316SS; Type – Grooved, Weld Bevel, Turnback
  - Hose Attachment: Material – Plated Steel, 316SS; Type – Sleeves, Ferrules, Band Clamps



STANDARD

CRIMP SLEEVES - 304SS

ID	Length	C & E - PART #	STOCKED	PRICE
1-1/2"	50'	DH1502-50CEALC		
2"	50'	DH2002-50CEALC		
3"	50'	DH3002-50CEALC		
4"	50'	DH4002-25CEALC		
6"	50'	DH6002-50CEALC		

*Hose construction may vary. Hoses might be supplied with 1 or 2 wires. This does not affect working/burst pressure.

* 10% CUTTING CHARGE FOR ANY LENGTH HOSE NOT LISTED

HOSES

WATER DISCHARGE 4 PLY

SPECS

- Temp Range: -22° F to +180° F
- Cover: Black, SBR/NR
- Tube: Black, SBR/NR
- Reinforcement: High tensile textile fabric• Safety Factor: 3:1

FEATURES

- A lightweight hose with a tough mandrel built construction, suitable for submersible pumps, irrigation & drainage systems, can be rolled up flat for storage.

BULK — BLACK EPDM RUBBER

ID	Length	4 PLY OD	Working PSI (max)	Burst PSI	Weight Per ft.	Part #	List Ft.
1-1/2	100'	2.09"	200	600	.91	DH 150	
2"	100'	2.68"	200	600	1.28	DH 200	
2-1/2"	100'	3.19"	200	600	1.55	DH 250	
3"	100'	3.66"	200	600	1.88	DH 300	
4"	100'	4.80"	200	600	2.82	DH 400	
6"	100'	6.73"	200	600	4.07	DH 600	
8"	100'	8.86"	150	450	6.42	DH 800	
10"	50'	10.91"	115	345	7.93	DH 1000	
12"	50'	12.91"	100	300	9.47	DH 1200	

ASSEMBLIES - WATER DISCHARGE 4 PLY

STANDARD

- Aluminum Cam Locks
- Plated Steel NPT Crimp KCs
- Plated Steel Crimp Sleeves

AVAILABLE ON REQUEST *MOQ MAY APPLY*

- **Lengths:** 10' | 25' | 50'
- **Assemblies:**
  - Cam Locks: Material – 356-T6 Aluminum, Brass, 316SS, Iron; Type – Crimp, Self-Locking
  - KC Nipples: Material – Plated Steel, 316SS; Type – Grooved, Weld Bevel, Turnback
  - Hose Attachment: Material – Plated Steel, 316SS; Type – Sleeves, Ferrules, Band Clamps

STANDARD

CRIMP SLEEVES - 304SS

ID	Length	PART #	STOCKED	PRICE
1-1/2"	50'	DH15050CEALC	---	
2"	50'	DH20050CEALC	---	
3"	50'	DH30050CEALC	---	
4"	50'	DH40050CEALC	---	
6"	50'	DH60050CEALC	---	

*Hose construction may vary. Hoses might be supplied with 1 or 2 wires. This does not affect working/burst pressure.

* 10% CUTTING CHARGE FOR ANY LENGTH HOSE NOT LISTED

HOSES

STEAM

SPECS

- Temp Range: -40° F to +450° F
- Cover: Nitrile (pinpricked)
- Tube: Black, smooth, EPDM rubber specially compounded to withstand saturated & super-heated steam
- Reinforcement: Plies of steel wire cord
- Safety Factor: 10:1

FEATURES

- High pressure wire reinforced steam hose designed for service w/Super heated steam in heat control, fire prevention, thawing, etc., In many industries at max pressure of 17 ATM (250 psi).
- Pin Prick Cover, for longer life drain after use.

*** NOT RECOMMENDED FOR STEAM CLEANER.**

WARNING:

- Drain after use
- Steam heat increases in temperature as pressure increases
- Please consult with your coupling manufacture to insure the hose is coupled in accordance with current saftey standards.
- Exposer to steam can cause serious injury or even death.
- Correct hose selection, assembly, maintenance and useage is critcial to avoid serious injury or even death.

BULK — BLACK NEOPRENE / NITRILE

ID	OD	Length	250 PSI Working PSI	Burst PSI	Bend Radius	lbs per ft	Part #	List ft.
1/2”	.99”	50’ / 100’	250	n/a	6”	.37	ST 050	
3/4”	1.25”	50’ / 100’	250	n/a	9”	.52	ST 075	
1”	1.50”	50’ / 100’	250	n/a	12”	.65	ST 100	
1-1/4”	1.80”	50’ / 100’	250	n/a	15”	.83	ST 125	
1-1/2”	2.12”	50’ / 100’	250	n/a	18”	1.11	ST 150	
2”	2.60”	50’ / 100’	250	n/a	24”	1.50	ST 200	
3”	2.60”	50’ / 100’	250	n/a	24”	1.50	ST 300	

HOSES

*Hose construction may vary. Hoses might be supplied with 1 or 2 wires. This does not affect working/burst pressure.

* 10% CUTTING CHARGE FOR ANY LENGTH HOSE NOT LISTED

PRESSURE WASH - 4000 & 6000 PSI

FEATURES

- Pressure washer hose w/Single braid.
- Tested hydrostatiy.
- Bend restrictors on each end w/Male solid by male swivel.

SPECS

- Temp Range: -20° F to +250° F
- Cover: Black EPDM rubber, smooth wrap finish
- Tube: EPDM Rubber
- Reinforcement: 1 wire braid
- Safety Factor: 3:1

EPDM RUBBER

ID	OD	Length	Color	4000 PSI Working PSI	Burst PSI	lbs per ft	Assemblies (M X M) Part #	List ft.
3/8”	0.69”	50’	Black	4000	12000	0.24	PW40003850CL	
		100’	Black	4000	12000	0.24	PW400038100CL	
		50’	Blue	4000	12000	0.24	PW40003850BLCL	
		100’	Blue	4000	12000	0.24	PW400038100BLCL	
1/2”	0.81”	50’	Black	4000	12000	0.24	PW40005050CL	
		100’	Black	4000	12000	0.24	PW400050100CL	

Color	6000 PSI Working PSI	Burst PSI	lbs per ft	Assemblies (M X M) Part #	List ft.
Black	6000	18000	0.24	PW60003850CL	
	6000	18000	0.24	PW600038100CL	
Blue	6000	18000	0.24	PW60003850BLCL	
	6000	18000	0.24	PW600038100BLCL	

HOSE BEND RESTRICTORS HB SERIES

Size	A	B	C	Part #	List ft.
1/4”	0.67”	0.76”	5.74”	HB 40	
3/8”	0.75”	0.85”	6.43”	HB 60	
1/2”	0.82”	0.93”	6.93”	HB 80	

RUBBER GARDEN HOSE

FEATURES

- Oil resitant jacket

Black Premium Hybrid Polymer

ID	Length	Working PSI (max)	Part #	List ft.
5/8”	50’	125	RGH058050	
	100’	125	RGH058100	
3/4”	50’	125	RGH075050	
	100’	125	RGH075100	
1”	50’	125	RGH100050	

OCTAGON RUBBER GARDEN HOSE

FEATURES

- Octagonal shape for reduced kinking
- Oil resitant jacket

Rubber/PVC Blend

ID	Length	Working PSI (max)	Part #	List ft.
5/8”	50’	125	ORGH058050	

GARDEN FLEX

FEATURES

- Kink resistant under pressure & abrasion resistant.

- Temp Range: -40° F to +180° F

Black Premium Hybrid Polymer

ID	Length	Working PSI (max)	Part #	List ft.
5/8”	50’	125	GFH058050	
	100’	125	GFH058100	

HOSES

*Hose construction may vary. Hoses might be supplied with 1 or 2 wires. This does not affect working/burst pressure.

* 10% CUTTING CHARGE FOR ANY LENGTH HOSE NOT LISTED

ASSEMBLIES

AIR SHIELD PRO AIR

STANDARD COUPLING METHODS



Seal Fast banded assemblies are designed for maximum hose retention with the added benefit of being reparable in the field.

Some Seal Fast corrugated Thermoplastic hoses require the use of a "slinky" when banding. This fills in the grooves, providing a flat sealing surface for the bands.

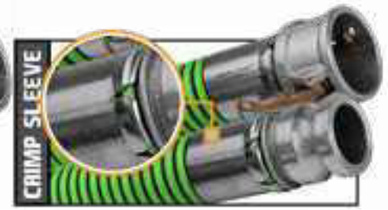

Seal Fast crimp assemblies using ferrules are designed for maximum hose retention, with an added safety feature ed an "interlock". The top of the ferrule grabs into the interlock giving the operator extra piece of mind. All Seal Fast assemblies using ferrules must be paired with either our crimp cam lock or crimp combination nipples.

OTHER COUPLING METHODS

POSSIBLE ATTACHMENTS

STANDARD METHODS

DISCLAIMER!

Seal Fast does not stock or necessarily offer assemblies with all of the parts depicted here. The purpose of this page is to give the customer an idea of the various combinations that can be achieved when they shop at Seal Fast. Not all fittings are suitable for all hoses, and not all clamping methods are suitable for all hose/fitting combinations. Seal Fast offers a variety of material options for the fittings as well. Not all materials are suitable for all applications so please consult with your sales representative before ordering.

*Hose dimensions are nominal. Seal Fast reserves the right to modify dimensions in the effort to improve our products. 10% CUTTING CHARGE FOR ANY LENGTH HOSE NOT LISTED

Working pressure & vacuum ratings are based on ambient temperature of 70° F & will vary inversely with temperature changes.

AIR SHIELD PRO

SPECS

- **Temp Range:** -15° F to +150° F
- **Cover:** Red/Blue, PVC/Rubber compound
- **Tube:** Black, PVC compound RMA Class B
- **Reinforcement:** Spiral polyester braiding

FEATURES

- A multi-purpose PVC/Rubber blended air hose engineered for excellent UV & weather resistance. Medium/high oil resistance & excellent cold weather flexibility. This is an excellent hose for air and water transfer, as well as use w/ water-soluble chemicals.

ID	OD	Length	BULK PVC / RUBBER BLEND 250-300 PSI						
						RED		Blue	
			Working PSI	Burst PSI	lbs per ft	RED Part #	List ft.	Blue Part #	List ft.
1/4"	.50"	500'	300	900	0.07	MPH 025		MPH 025B	
3/8"	.625"	500'	300	900	0.09	MPH 038		MPH 038B	
1/2"	.813"	500'	300	900	0.13	MPH 050		MPH 050B	
5/8"	.906"	500'	250	750	0.18	MPH 058		MPH 058B	
3/4"	1.125"	500'	250	750	0.22	MPH 075		MPH 075B	
1"	1.406"	500'	250	750	0.3	MPH 100		MPH 100B	

ASSEMBLIES - AIR SHIELD PRO

FEATURES

- Air Shield Pro assemblies are available in Red or blue, banded or crimped w/Zinc plated crowfeet couplings.

SPECS

- **Lengths:** 50'

Temp Range: -15° F to +150° F
Cover: Red/Blue, PVC/Rubber compound
Tube: Black, PVC compound RMA Class B
Reinforcement: Spiral polyester braiding



ID	Length	STANDARD BANDED BANDED - PART # RED	BANDED - PART # BLUE	PRICE	Length	STANDARD CRIMP SLEEVES - 304SS CRIMPED - PART # RED	CRIMPED - PART # BLUE	PRICE
3/4"	50'	MPH075SFH075E/E	MPH075B50SFH075E/E		50'	MPH075SFH075E/EC	MPH075B50SFH075E/EC	
1"	50	MPH100SFH100E/E	MPH100B50SFH100E/E		50	MPH100SFH100E/EC	MPH100B50SFH100E/EC	

*Hose dimensions are nominal. Seal Fast reserves the right to modify dimensions in the effort to improve our products. 10% CUTTING CHARGE FOR ANY LENGTH HOSE NOT LISTED

Working pressure & vacuum ratings are based on ambient temperature of 70° F & will vary inversely with temperature changes.

CONTITECH PVC - 1500 CLEAR SUCTION



SPECS

- Temp Range: -15° F to +150° F
- Cover: Clear Pliovic® compound Non-Branded
- Tube: Clear Pliovic® compound
- Reinforcement: Rigid Pliovic® Helix
- Safety Factor: 3:1

FEATURES

- General water suction & discharge hose for industry, agriculture, construction & septic tank cleaning. It is 50% lighter than rubber.
- The working pressure & vacuum ratings are based on ambient temperature of 70° F & will vary inversely with temperature changes.

ID	OD	Length	CLEAR PLIOVIC® - NON-BRANDED 47 - 89 PSI					
			Working PSI	Vacuum Hg	Bend Radius	lbs per ft	Part #	List ft.
1-1/2”	1.78”	100’	89	29	6”	0.41	1500 150	
2”	2.31”	100’	79	29	8”	0.61	1500 200	
3”	3.38”	100’	65	29	12”	1.11	1500 300	
4”	4.46”	100’	55	29	16”	1.62	1500 400	
6”	6.57”	100’	47	29	36”	3.44	1500 600	

CONTITECH PVC- 1600 OLIVE GREEN SUCTION

SPECS

- Temp Range: -15° F to +150° F
- Cover: Olive Green Pliovic® compound Non-Branded
- Tube: Olive Green Pliovic® compound
- Reinforcement: Rigid Pliovic® Helix
- Safety Factor: 3:1

FEATURES

ID	OD	Length	GREEN PLIOVIC® - NON-BRANDED 47 - 106 PSI					
			Working PSI	Vacuum Hg	Bend Radius	lbs per ft	Part #	List ft.
1”	1.24”	100’	106	29	5”	0.25	1600 100	
1-1/4”	1.53”	100’	89	29	5”	0.34	1600 125	
1-1/2”	1.78”	100’	89	29	6”	0.41	1600 150	
2”	2.32”	100’	79	29	8”	0.63	1600 200	
2-1/2”	2.85”	100’	89	29	10”	0.87	1600 250	
3”	3.44”	100’	65	29	12”	1.15	1600 300	
4”	4.43”	100’	55	29	16”	1.73	1600 400	
6”	6.57”	20’ / 25’ / 100’	47	29	36”	3.17	1600 600	

*Hose dimensions are nominal. Seal Fast reserves the right to modify dimensions in the effort to improve our products. 10% CUTTING CHARGE FOR ANY LENGTH HOSE NOT LISTED

Working pressure & vacuum ratings are based on ambient temperature of 70° F & will vary inversely with temperature changes.

CONTITECH - BLUE LAY FLAT DISCHARGE

SPECS

- Temp Range: -10° F to +150° F
- Cover: Blue Pliovic®
- Tube: Blue Pliovic®
- Reinforcement: 2 spiral plies & 1 longitudinal synthetic fiber
- Safety Factor: 3:1

FEATURES

- Water discharge for construction, industry, mining, agriculture & marine service.
- The working pressure & vacuum ratings are based on ambient temperature of 70° F & will vary inversely with temperature changes.

ID	OD	Length	Blue Pliovic® 35 - 75 PSI					
			Working PSI	Burst PSI	Bend Radius	lbs per ft	Part #	List ft.
1-1/2”	1.62”	300’	75	225	n/a	0.17	BL 150	
2”	2.22”	300’	60	180	n/a	0.22	BL 200	
2-1/2”	2.62”	300’	60	180	n/a	0.29	BL 250	
3”	3.26”	300’	50	150	n/a	0.40	BL 300	
4”	4.26”	300’	45	135	n/a	0.53	BL 400	
6”	6.28”	300’	35	105	n/a	0.82	BL 600	

CONTITECH - 2700 YELLOW LAY FLAT DISCHARGE



SPECS

- Temp Range: -10° F to +150° F
- Cover: Yellow fire retardant Pliovic® MSHA 2G-14C/15 approved
- Tube: Black Pliovic®
- Reinforcement: 2 spiral plies & 1 longitudinal synthetic fiber
- Safety Factor: 3:1

FEATURES

- For heavy duty discharge applications in mining, agriculture, construction & marine service.
- The working pressure & vacuum ratings are based on ambient temperature of 70° F & will vary inversely with temperature changes.

ID	OD	Length	YELLOW PLIOVIC® SYNTHETIC 150 - 200 PSI					
			Working PSI	Brust PSI	Bend Radius	lbs per ft	Part #	List ft.
1-1/2”	1.72”	300’	200	600	n/a	0.324	2700 150	
2”	2.22”	300’	200	600	n/a	0.420	2700 200	
2-1/2”	2.75”	300’	200	600	n/a	0.620	2700 250	
3”	3.38”	300’	200	600	n/a	0.760	2700 300	
4”	4.33”	300’	150	450	n/a	1.00	2700 400	
6”	6.48”	300’	150	450	n/a	1.60	2700 600	

*Hose dimensions are nominal. Seal Fast reserves the right to modify dimensions in the effort to improve our products. 10% CUTTING CHARGE FOR ANY LENGTH HOSE NOT LISTED

Working pressure & vacuum ratings are based on ambient temperature of 70° F & will vary inversely with temperature changes.

DUCTING

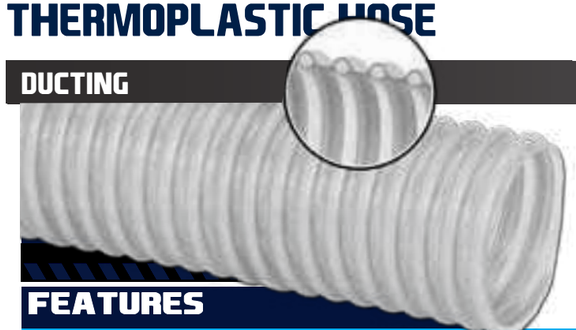

SPECS

- Temp Range: +30° F to +150° F
- Cover: Clear PVC w/ White PVC Helix
- Tube: Clear PVC
- Reinforcement: Rigid white helix of white synthetic compound

FEATURES

- For leaf-collecting machines, manhole blowers, air conditioning & heating applications and for air ducting & pollution control devices.

ID	OD	Length	HIGH DENSITY CLEAR w/WHITE HELIX					
			75 - 150 PSI					
			Working PSI	Vacuum HG	Bend Radius	lbs per ft	Part #	List ft.
1-1/2”	1.74”	100’	150	5	2.25”	.18	Ducting 150	
2”	2.30”	100’	125	5	3.0”	.28	Ducting 200	
3”	3.32”	100’	100	5	6.3”	.46	Ducting 300	
4”	4.44”	75’	75	5	7.5”	.66	Ducting 400	
6”	6.46”	75’	75	5	10”	70	Ducting 600	

PETROLEUM

NITRILE BLEND DROP HOSE NEW

SPECS

- Temp Range: -40° F to +150° F
- Cover: Nitrile w/Orange PVC Reinforcing Rod
- Tube: Black Nitrile Rubber Blend
- Reinforcement: Multiple Pies of Polyester w/Static Wire
- Safety Factor: 3:1

FEATURES

- Gasoline tank truck gravity drop hose. Designed to be light weight, tough, durable & flexible. Specially designed to handle unleaded gasoline, diesel & up to 15% gasohol. It is rated up to 40% aromatic cotent.

ID	Length	SLINKY SLEEVE	
		Part #	List ft.
2”	12”	SL212	
3”	12”	SL312	
4”	12”	SL412	

ID	OD	Length	NITRILE BLENDED					
			65 PSI					
			Working PSI	Brust PSI	Bend Radius	lbs per ft	Part #	List ft.
3”	3.67”	100’	65	195	6”	1.38	PD 300	
4”	4.85”	100’	65	195	8”	2.19	PD 400	

ASSEMBLIES - NITRILE BLEND DROP HOSE

STANDARD

- Aluminum Cam Locks
- Plated Steel NPT Crimp KCs
- Plated Steel Crimp Sleeves

20' STOCKED

AVAILABLE ON REQUEST *MOQ MAY APPLY*

- **Lengths:** 10' | 25' | 50'
- **Assemblies:**

Cam Locks: Material – 356-T6 Aluminum, Brass, 304SS, 316SS, Iron
Type – Crimp, Self-Locking

KC Nipples: Material – Plated Steel, 316SS
Type – Grooved, Weld Bevel, Turnback

Hose Attachment: Material – Plated Steel, 316SS
Type – Sleeves, Ferrules, Band Clamps

STANDARD

CRIMP SLEEVES - 304SS

ID	Length	C & E - PART #	STOCKED	PRICE	Length	MALE PIPE - PART #	STOCKED	PRICE
3"	20'	PD 30020CEALC	X		20'	PD 300E20MPC	---	
4"	20'	PD 40020CEALC	X		20'	PD 400E20MPC	---	

*Hose dimensions are nominal. Seal Fast reserves the right to modify dimensions in the effort to improve our products. 10% CUTTING CHARGE FOR ANY LENGTH HOSE NOT LISTED

Working pressure & vacuum ratings are based on ambient temperature of 70° F & will vary inversely with temperature changes.

REAPER XP 600

SPECS

- Temp Range: +15° F to +160° F
- Cover: Ribbed PVC
- Tube: Black PVC/Polyurethane blend
- Reinforcement: High tensile strength yarn
- Safety Factor: 3:1

FEATURES

- A medium pressure spray hose for general use such as agricultural, pest-control, and commercial weed spraying. It has a high abrasion resistant cover and is also kink resistant.. It's PVC/PU blended core increases its chemical resistance when compared to all PVC hoses.

REAPER XP 600 SPRAY HOSE

ID	OD	Length	YELLOW					
			600 - 1800 PSI					
			Working PSI	Burst PSI	Bend Radius	lbs per ft	Part #	List ft.
3/8”	.65”	300’	600	1800	-	.14	RPR-XP600-038	
1/2”	.79”	300’	600	1800	-	.19	RPR-XP600-050	
5/8”	1.03”	300’	600	1800	-	.32	RPR-XP600-058	
3/4”	1.17”	300’	600	1800	-	.42	RPR-XP600-075	

REAPER XP 800

SPECS

- Temp Range: +15° F to +160° F
- Cover: Ribbed PVC
- Tube: Black PVC/Polyurethane blend
- Reinforcement: High tensile strength yarn
- Safety Factor: 3:1

FEATURES

- A high pressure spray hose for multiple uses such as agricultural, pest-control, commercial weed spraying, and tree/orchard spraying. It has a high abrasion resistant cover and is also kink resistant. It's PVC/PU blended core increases its chemical resistance when compared to all PVC hoses.

REAPER XP 800 SPRAY HOSE

ID	OD	Length	GREEN					
			800 - 2400 PSI					
			Working PSI	Burst PSI	Bend Radius	lbs per ft	Part #	List ft.
3/8”	.65”	300’	800	2400	-	.14	RPR-XP800-038	
1/2”	.79”	300’	800	2400	-	.23	RPR-XP800-050	
5/8”	1.03”	300’	800	2400	-	.32	RPR-XP800-058	
3/4”	1.17”	300’	800	2400	-	.42	RPR-XP800-075	

*Hose dimensions are nominal. Seal Fast reserves the right to modify dimensions in the effort to improve our products. 10% CUTTING CHARGE FOR ANY LENGTH HOSE NOT LISTED

Working pressure & vacuum ratings are based on ambient temperature of 70° F & will vary inversely with temperature changes.

PVC FDA CLEAR - (blue tint)



SPECS

- Temp Range: +25° F to +150° F
- Tube: Clear Blue Tint PVC
- Reinforcement: n/a

FEATURES

- This is an excellent hose for conveying liquids, air & powdered foods. The hose is transparent, allowing for easy inspection during service.
- The working pressure ratings are based on ambient temperature of 70° F & will vary inversely with temperature changes. At 120 °F the working pressure will be reduced to 40% of the working pressure at 70 °F.
- The recommended procedure to maintain serviceability of PVC hose when not in use:
  1. Disconnect and drain.
  2. Keep hose straight & flat.
  3. Avoid extreme heat & cold.
  4. Store out of direct sunlight.

ID	OD	Length	PVC - CLEAR BLUE TINT					
1/8”	1/4”	100’	55	165	n/a	1.78	510 1/8 x 1/4	
3/16”	5/16”	100’	55	165	n/a	2.5	510 3/16 x 5/16	
1/4”	3/8”	100’	55	165	n/a	4.0	510 1/4 x 3/8	
	1/2”	100’	60	180	n/a	8.25	510 1/4 x 1/2	
5/16”	7/16”	100’	50	150	n/a	3.75	510 5/16 x 7/16	
	1/2”	100’	55	165	n/a	5.25	510 5/16 x 1/2	
3/8”	1/2”	100’	45	135	n/a	6.25	510 3/8 x 1/2	
	9/16”	100’	50	150	n/a	6.30	510 3/8 x 9/16	
	5/8”	100’	55	165	n/a	11.25	510 3/8 x 5/8	
1/2”	5/8”	100’	30	90	n/a	7.50	510 1/2 x 5/8	
	3/4”	100’	45	135	n/a	13.25	510 1/2 x 3/4	
5/8”	7/8”	100’	40	120	n/a	16	510 5/8 x 7/8	
	13/16”	100’	35	105	n/a	11.6	510 5/8 x 13/16	
3/4”	1”	100’	35	105	n/a	19.50	510 3/4 x 1	
7/8”	1-1/8”	100’	30	90	n/a	19.71	510 7/8 x 1-1/8	
1”	1-1/4”	100’	25	75	n/a	26.0	510 1 x 1-1/4	
1-1/4”	1/1/2”	100’	20	60	n/a	28.0	510 1-1/4 x 1-1/2	
1-1/2”	1-7/8”	100’	30	90	n/a	54.0	510 1-1/2 x 1-7/8	
	2”	100’	35	105	n/a	74.0	510 1-1/2 x 2	
2”	2-1/2”	100’	35	105	n/a	96.0	510 2 x 2-1/2	

*Hose dimensions are nominal. Seal Fast reserves the right to modify dimensions in the effort to improve our products. 10% CUTTING CHARGE FOR ANY LENGTH HOSE NOT LISTED

Working pressure & vacuum ratings are based on ambient temperature of 70° F & will vary inversely with temperature changes.

PVC FDA CLEAR BRAIDED



SPECS

- Temp Range: +25° F to +150° F
- Tube: Clear Blue Tint PVC w/Yellow Stripe
- Reinforcement: 2 spiral plies & 1 longitudinal ply

FEATURES

- This is an excellent hose for conveying liquids, air & powdered foods. The hose is transparent, allowing for easy inspection during service.
- The working pressure ratings are based on ambient temperature of 70° F & will vary inversely with temperature changes. At 120 °F the working pressure will be reduced to 40% of the working pressure at 70 °F.

ID	OD	Length	PVC - CLEAR BLUE TINT					
			Working PSI	Vacuum Hg	Bend Radius	lbs per 100 ft	Part #	List ft.
1/4”	0.44”	300’	250	750	n/a	5.59	410 025	
3/8”	0.59”	300’	225	675	n/a	8.21	410 038	
1/2”	0.75”	300’	200	600	n/a	12.61	410 050	
5/8”	0.89”	300’	200	600	n/a	16.45	410 058	
3/4”	1.03”	300’	200	450	n/a	20.70	410 075	
1”	1.30”	300’	150	375	n/a	30.48	410 100	
1-1/4”	1.62”	50’	125	330	n/a	43.17	410 125	
	1.62”	100’	100	300	n/a	43.17	410 125 100	
1-1/2”	1.94”	50’	100	300	n/a	62.88	410 150	
2”	2.49”	50’	75	225	n/a	85.00	410 200	

PVC FDA CLEAR BRAIDED - Heavy Wall

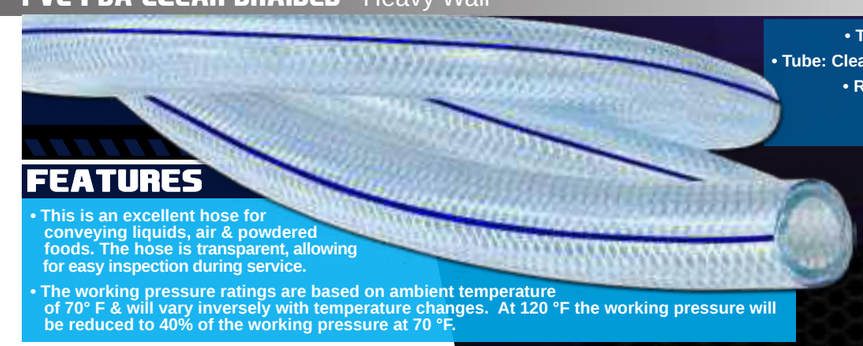

SPECS

- Temp Range: +25° F to +150° F
- Tube: Clear Blue Tint PVC w/Blue Stripe
- Reinforcement: 2 spiral plies & 1 longitudinal ply

FEATURES

- This is an excellent hose for conveying liquids, air & powdered foods. The hose is transparent, allowing for easy inspection during service.
- The working pressure ratings are based on ambient temperature of 70° F & will vary inversely with temperature changes. At 120 °F the working pressure will be reduced to 40% of the working pressure at 70 °F.

ID	OD	Length	PVC - CLEAR BLUE TINT					
			Working PSI	Vacuum Hg	Bend Radius	lbs per 100 ft	Part #	List ft.
1/4”	0.50”	300’	350	1050	n/a	8.7	410 025-2	
3/8”	0.62”	300’	275	825	n/a	16.8	410 038-2	
1/2”	0.81”	300’	250	750	n/a	24.4	410 050-2	
5/8”	1.00”	300’	225	675	n/a	29.5	410 058-2	
3/4”	1.13”	300’	200	600	n/a	30.0	410 075-2	
1”	1.38”	300’	150	450	n/a	39.0	410 100-2	
1-1/4”	1.75”	50’	50	375	n/a	59.9	410 125-2	
1-1/2”	2.00”	50’	50	300	n/a	74.7	410 150-2	
2”	2.50”	50’	50	225	n/a	97.0	410 200-2	

*Hose dimensions are nominal. Seal Fast reserves the right to modify dimensions in the effort to improve our products. 10% CUTTING CHARGE FOR ANY LENGTH HOSE NOT LISTED

Working pressure & vacuum ratings are based on ambient temperature of 70° F & will vary inversely with temperature changes.

PVC SUCTION - (green)

SPECS

- Temp Range: -4° F to +150° F
- Tube: Green PVC
- Reinforcement: Rigid White PVC Helix

FEATURES

- Designed for use in most water applications, including construction, mining, industrial & agricultural services.

- 6" GR 600 comes in green & clear

ID	OD	Length	GREEN PVC 35 - 100 PSI					
			Working PSI	Vacuum Hg	Bend Radius	lbs per 100ft	Part #	List ft.
3/4"	1.00"	100'	100	29	3"	20	GR 075	
1"	1.22"	100'	100	29	3"	25	GR 100	
1-1/4"	1.50"	100'	90	29	4"	33	GR 125	
1-1/2"	1.79"	100'	85	29	5"	37	GR 150	
2"	2.30"	100'	85	29	7"	55	GR 200	
2-1/2"	2.90"	100'	85	29	8"	80	GR 250	
3"	3.40"	100'	75	29	10"	90	GR 300	
4"	4.40"	100'	65	29	15"	159	GR 400	
6"	6.50"	25' / 100'	45	29	25"	320	GR 600	
8"	8.60"	20'	35	28	33"	507	GR 800	

ASSEMBLIES - PVC SUCTION

STANDARD

- Aluminum Cam Locks
- Plated Steel NPT Crimp KCs
- Plated Steel Crimp Sleeves

AVAILABLE ON REQUEST *MOQ MAY APPLY*

- **Lengths:** 10' | 25' | 50'
- **Assemblies:**
  - Cam Locks: Material – 356-T6 Aluminum, Brass, 304SS, 316SS, Iron; Type – Crimp, Self-Locking
  - KC Nipples: Material – Plated Steel, 316SS; Type – Grooved, Weld Bevel, Turnback
  - Hose Attachment: Material – Plated Steel, 316SS; Type – Sleeves, Ferrules, Band Clamps

20' STOCKED



20' STOCKED



20' STOCKED

ID	Length	# of Bands	STANDARD CAM LOCK C X E (ALUMINUM) PART #	PRICE	CAM LOCK C X NPT KC NIPPLE (ALUMINUM) (PLATED STEEL) PART #	PRICE	CAM LOCK C X STRAINNER (ALUMINUM) (PLATED STEEL) PART #	PRICE
			BANDS - SS					
2"	20'	2	GR20020CEAL		GR20020CALXMP		GR20020CALXMPRHS	
	25'	2	GR20025CEAL		GR20025CALXMP		GR20025CALXMPRHS	
3"	20'	2	GR30020CEAL		GR30020CALXMP		GR30020CALXMPRHS	
	25'	2	GR30025CEAL		GR30025CALXMP		GR30025CALXMPRHS	
4"	20'	3	GR40020CEAL		GR40020CALXMP		GR40020CALXMPRHS	
6"	20'	3	GR60020CEAL		GR60020CALXMP		GR60020CALXMPRHS	

*Hose dimensions are nominal. Seal Fast reserves the right to modify dimensions in the effort to improve our products. 10% CUTTING CHARGE FOR ANY LENGTH HOSE NOT LISTED

Working pressure & vacuum ratings are based on ambient temperature of 70° F & will vary inversely with temperature changes.

PVC SUCTION - (clear)



SPECS

- Temp Range: -4° F to +150° F
- Cover: Clear PVC
- Tube: Clear PVC
- Reinforcement: Rigid White PVC Helix

FEATURES

- Designed for use in most water applications, including construction, mining, industrial, & agricultural services.

ID	OD	Length	CLEAR PVC 35 - 100 PSI					
			Working PSI	Vacuum Hg	Bend Radius	lbs per 100ft	Part #	List ft.
3/4"	1.00"	100'	100	29	3"	20	CL 075	
1"	1.22"	100'	100	29	3"	25	CL 100	
1-1/4"	1.50"	100'	90	29	4"	33	CL 125	
1-1/2"	1.79"	100'	85	29	5"	37	CL 150	
2"	2.30"	100'	85	29	7"	55	CL 200	
2-1/2"	2.90"	100'	85	29	8"	80	CL 250	
3"	3.40"	100'	75	29	10"	90	CL 300	
4"	4.40"	100'	65	29	15"	159	CL 400	
6"	6.50"	25' / 100'	45	29	25"	320	CL 600	
8"	8.60"	20'	35	28	33"	507	CL 800	

ASSEMBLIES - PVC SUCTION

STANDARD

- Aluminum Cam Locks
- Plated Steel NPT Crimp KCs
- Plated Steel Crimp Sleeves

AVAILABLE ON REQUEST *MOQ MAY APPLY*

- **Lengths:** 10' | 25' | 50'
- **Assemblies:**
  - Cam Locks: Material – 356-T6 Aluminum, Brass, 304SS, 316SS, Iron; Type – Crimp, Self-Locking
  - KC Nipples: Material – Plated Steel, 316SS; Type – Grooved, Weld Bevel, Turnback
  - Hose Attachment: Material – Plated Steel, 316SS; Type – Sleeves, Ferrules, Band Clamps



20' STOCKED

20' STOCKED

20' STOCKED

ID	Length	# of Bands	STANDARD CAM LOCK C X E (ALUMINUM) PART #	PRICE	CAM LOCK C X NPT KC NIPPLE (ALUMINUM) (PLATED STEEL) PART #	PRICE	CAM LOCK C X STRAINNER (ALUMINUM) (PLATED STEEL) PART #	PRICE
			BANDS - SS					
2"	20'	2	CL20020CEAL		CL20020CALXMP		CL20020CALXMPRHS	
	25'	2	CL20025CEAL		CL20025CALXMP		CL20025CALXMPRHS	
3"	20'	2	CL30020CEAL		CL30020CALXMP		CL30020CALXMPRHS	
	25'	2	CL30025CEAL		CL30025CALXMP		CL30025CALXMPRHS	
4"	20'	3	CL40020CEAL		CL40020CALXMP		CL40020CALXMPRHS	
6"	20'	3	CL60020CEAL		CL60020CALXMP		CL60020CALXMPRHS	

*Hose dimensions are nominal. Seal Fast reserves the right to modify dimensions in the effort to improve our products. 10% CUTTING CHARGE FOR ANY LENGTH HOSE NOT LISTED

Working pressure & vacuum ratings are based on ambient temperature of 70° F & will vary inversely with temperature changes.

FDA / PVC CLEAR CORRUGATED SUCTION

FEATURES

- This crystal clear FDA hose has a corrugated cover for increased flexibility & a smooth bore to eliminate material build-up. Recommended for bulk handling of resin, pellets, powdery materials, as well as liquid, solid, & semi-solid food products.

SPECS

- Temp Range: -4° F to +150° F
- Cover: Clear PVC
- Tube: Clear PVC
- Reinforcement:Clear PVC Helix

ID	OD	Length	FOOD GRADE PVC 35-50 PSI					
			Working PSI	Vacuum Hg	Bend Radius	lbs per 100ft	Part #	List ft.
1-1/2"	1.83"	100'	50	29	2.5"	34	AC 150FDA	
2"	2.35"	100'	40	29	3"	50	AC 200FDA	
3"	3.48"	100'	40	29	6"	100	AC 300FDA	
4"	4.60"	100'	35	29	8"	152	AC 400FDA	

SLUDGE SUCTION & DISCHARGE



FEATURES

- Super elastic compound provides superior abrasion resistance, improved tempeature range, & longer service life.
- Ideal hose for cesspool & septic tank applications. Handles a variety of liquid & solid materials such as water, slurry transfer, sewage, air, chemicals, grains & pellets.

SPECS

- Temp Range: -15° F to +135° F
- Cover: Grey PVC
- Tube: Grey PVC
- Reinforcement: Rigid White PVC w/Blue outer coating

ID	OD	Length	BLUE / GREY PVC 35 - 70 PSI					
			Working PSI	Vacuum Hg	Bend Radius	lbs per 100ft	Part #	List ft.
1-1/2"	1.90"	100'	70	29	-	47	SL 150	
2"	2.40"	100'	70	29	-	68	SL 200	
3"	3.45"	100'	55	29	-	114	SL 300	
4"	4.55"	100'	45	29	-	174	SL 400	
6"	6.60"	20' / 100'	35	29	-	322	SL 600	

FDA CLEAR PLEXISTEEL SUCTION

FEATURES

- Ideal for suction & transport of foods & up to 28% alcoholic liquids. Good in general industrial construction, & agricultural applications.
- Steel helix for excellent flexibility, kink, & crush resistance. Steel helix wire can be used for static dissipation.

SPECS

- Temp Range: -1.4° F to +140° F
- Cover: Clear PVC
- Tube: Clear PVC - FDA - Blue Tint
- Reinforcement: Steel Wire

ID	OD	Length	CLEAR PVC 28 - 100 PSI					
			Working PSI	Burst PSI	Bend Radius	lbs per 100ft	Part #	List ft.
3/4"	1.03"	100'	120	225	-	21	PS 075	
1"	1.32"	100'	90	225	-	34	PS 100	
1-1/4"	1.58"	100'	75	225	-	42	PS 125	
1-1/2"	1.85"	100'	75	225	-	52	PS 150	
2"	2.42"	100'	75	225	-	84	PS 200	
2-1/2"	2.95"	100'	75	225	-	121	PS 250	
3"	3.55"	100'	65	225	-	148	PS 300	
4"	4.65"	100'	55	225	-	235	PS 400	
6"	6.65"	20' / 100'	40	225	-	429	PS 600	

*Hose dimensions are nominal. Seal Fast reserves the right to modify dimensions in the effort to improve our products. 10% CUTTING CHARGE FOR ANY LENGTH HOSE NOT LISTED

Working pressure & vacuum ratings are based on ambient temperature of 70° F & will vary inversely with temperature changes.

HEAVY DUTY PVC SUCTION NEW

FEATURES

- Heavy-Duty PVC Suction & Discharge hose designed for applications requiring combined vacuum & higher working pressures.
- Excellent for use as a fish suction hose & rental / construction pumping.

SPECS

- Temp Range: -13° F to +140° F
- Cover: Orange / Clear PVC
- Tube: Clear PVC
- Reinforcement: Polyester Braid w/Rigid Orange PVC Helix

ID	OD	Length	ORANGE / CLEAR PVC 60 - 100 PSI					
			Working PSI	Burst PSI	Bend Radius	lbs per 100ft	Part #	List ft.
2"	2.60"	100'	100	300	4"	70	HDPS-200	
3"	3.70"	100'	100	300	6.3"	113	HDPS-300	
4"	4.78"	20' / 100'	75	225	7.1"	174	HDPS-400	
6"	7.17"	20' / 25' / 100'	70	210	10.2"	388	HDPS-600	
8"	9.34"	20' / 25' / 40'	60	180	15.7"	554	HDPS-800	

ASSEMBLIES - HEAVY DUTY PVC SUCTION

STANDARD

- Aluminum Cam Locks
- Plated Steel NPT Crimp KCs
- Plated Steel Crimp Sleeves

20' STOCKED

AVAILABLE ON REQUEST *MOQ MAY APPLY*

- **Lengths:** 10' | 25' | 50'
- **Assemblies:**
  - Cam Locks: Material – 356-T6 Aluminum, Brass, 304SS, 316SS, Iron
    Type – Crimp, Self-Locking
  - KC Nipples: Material – Plated Steel, 316SS
    Type – Grooved, Weld Bevel, Turnback
  - Hose Attachment: Material – Plated Steel, 316SS
    Type – Sleeves, Ferrules, Band Clamps

STANDARD

ID	Length	CAM LOCK CXE - ALUMINUM BANDS - SS		
		# of Bands	PART #	PRICE
2"	20'	2	HDPS20020CEAL	
	25'	2	HDPS20025CEAL	
3"	20'	2	HDPS30020CEAL	
	25'	2	HDPS30025CEAL	
4"	20'	3	HDPS40020CEAL	
	25'	3	HDPS40025CEAL	
6"	20'	3	HDPS60020CEAL	
	25'	3	HDPS60025CEAL	

*Hose dimensions are nominal. Seal Fast reserves the right to modify dimensions in the effort to improve our products. 10% CUTTING CHARGE FOR ANY LENGTH HOSE NOT LISTED

Working pressure & vacuum ratings are based on ambient temperature of 70° F & will vary inversely with temperature changes.

EPDM/PVC SUCTION - SERIES LW NEW

SPECS

- Temp Range: -40° F to +180° F
- Cover: Green PVC / Black Rubber
- Tube: Black Thermoplastic Rubber
- Reinforcement: Rigid, lime-green polyethylene helix

FEATURES

- Medium duty, light-weight construction; retains flexibility in cold weather. Smooth-bore tube to minimize material build up & resist a variety of chemicals in agricultural & sanitary industries. Slight corrugated outer cover promotes abrasion resistance.
- Designed for use in waste management, construction, agriculture, marine and manufacturing industries.

ID	OD	Length	BLACK EPDM W/GREEN POLYETHYLENE 40 - 50 PSI					
			Working PSI	Vacuum Hg	Bend Radius	lbs per 100ft	Part #	List ft.
1-1/2"	1.84"	100'	50	150	3"	20	LW-150	
2"	2.43"	20' / 25' / 33' / 100'	50	150	4"	25	LW-200	
3"	3.52"	20' / 25' / 33' / 100'	45	129	5"	34	LW-300	
4"	4.62"	100'	40	114	9"	20	LW-400	

ASSEMBLIES - EPDM/PVC SUCTION - SERIES LW

STANDARD

- Aluminum Cam Locks
- Plated Steel NPT KCs
- Plated Steel Crimp Sleeves

AVAILABLE ON REQUEST *MOQ MAY APPLY*

- **Lengths:** 10' | 25' | 50'
- **Assemblies:**
  - Cam Locks: Material – 356-T6 Aluminum, Brass, 304SS, 316SS, Iron; Type – Crimp, Self-Locking
  - KC Nipples: Material – Plated Steel, 316SS; Type – Grooved, Weld Bevel, Turnback
  - Hose Attachment: Material – Plated Steel, 316SS; Type – Sleeves, Ferrules, Band Clamps

20' STOCKED



STANDARD

ID	Length	# of Bands	CAM LOCK C X E - ALUMINUM PART #	PRICE	CAM LOCK C X E - POLYPROPYLENE PART #	PRICE	CAM LOCK C (ALUMINUM) X NPT KC NIPPLE (PLATED STEEL) PART #	PRICE
			BANDS - SS					
2"	20'	2	LW20020CEAL		---		LW20020CIALXMP	
	25'	2	LW20025CEAL		LW20025CEPP		LW20025CIALXMP	
3"	20'	2	LW30020CEAL		---		LW30020CIALXMP	
	25'	2	LW30025CEAL		LW30025CEPP		LW30025CIALXMP	
4"	20'	3	LW40020CEAL		---		LW40020CIALXMP	
	25'	3	LW40025CEAL		LW40025CEPP		LW40025CIALXMP	

*Hose dimensions are nominal. Seal Fast reserves the right to modify dimensions in the effort to improve our products. 10% CUTTING CHARGE FOR ANY LENGTH HOSE NOT LISTED

Working pressure & vacuum ratings are based on ambient temperature of 70° F & will vary inversely with temperature changes.

BlueMamba - STANDARD DUTY DISCHARGE

SPECS

- Temp Range: -5° F to +130° F
- Cover: Blue PVC
- Tube: Blue PVC
- Reinforcement: 2 spiral plies
  Safety Factor: 3:1

FEATURES

- Designed for water discharge applications in agriculture, construction, industry, and mining. Strong, lightweight discharge hose. Rolls up flat for easy storage.

ID	Length	BLUE PVC					
		Working PSI	Burst PSI	Bend Radius	lbs per 100ft	Part #	List ft.
1"	300'	80	240	n/a	32	LD 100	
1-1/4"	300'	80	240	n/a	38	LD 125	
1-1/2"	300'	80	240	n/a	42	LD 150	
2"	300'	80	240	n/a	60	LD 200	
2-1/2"	300'	80	240	n/a	78	LD 250	
3"	300'	70	210	n/a	90	LD 300	
4"	300'	70	210	n/a	120	LD 400	
5"	300'	40	120	n/a	171	LD 500	
6"	300'	50	150	n/a	225	LD 600	
8"	300'	45	120	n/a	330	LD 800	
10"	100'	35	135	n/a	181	LD 1000	
12"	100'	30	105	n/a	195	LD 1200	

ASSEMBLIES - BLUE MAMBA - STANDARD DUTY

STANDARD

- Aluminum Cam Locks
- Aluminum Shanks w/Brass Nuts & SS Bands

AVAILABLE ON REQUEST *MOQ MAY APPLY*

- **Lengths:** 10' | 25' | 50'
- **Assemblies:**
  - Cam Locks: Material – 356-T6 Aluminum, Brass, 304SS, 316SS, Iron; Type – Crimp, Self-Locking
  - KC Nipples: Material – Plated Steel, 316SS; Type – Grooved, Weld Bevel, Turnback
  - Hose Attachment: Material – Plated Steel, 316SS; Type – Sleeves, Ferrules, Band Clamps

50' STOCKED

STANDARD

ID	Length	# of Bands	CAM LOCK C X E - ALUMINUM PART #	PRICE	PIN LUG (NPSH) - ALUMINUM SHANK PART #	PRICE
			BANDS - SS			
1-1/2"	25'	2	LD15025CEAL		LD15025AL150S	
	50'		LD15050CEAL		LD15050AL150S	
	100'		LD150100CEAL		LD150100AL150S	
2"	25'	2	LD20025CEAL		LD20025AL150S	
	50'		LD20050CEAL		LD20050AL150S	
	100'		LD200100CEAL		LD200100AL150S	
3"	25'	2	LD30025CEAL		LD30025AL150S	
	50'		LD30050CEAL		LD30050AL150S	
	100'		LD300100CEAL		LD300100AL150S	
4"	25'	3	LD40025CEAL		LD40025AL150S	
	50'		LD40050CEAL		LD40050AL150S	
	100'		LD400100CEAL		LD400100AL150S	
6"	25'	3	LD60025CEAL		LD60025AL150S	
	50'		LD60050CEAL		LD60050AL150S	
	100'		LD600100CEAL		LD600100AL150S	

*Hose dimensions are nominal. Seal Fast reserves the right to modify dimensions in the effort to improve our products. 10% CUTTING CHARGE FOR ANY LENGTH HOSE NOT LISTED

Working pressure & vacuum ratings are based on ambient temperature of 70° F & will vary inversely with temperature changes.

SIDEWINDER - MEDIUM DUTY DISCHARGE

SPECS

- Temp Range: -10° F to +150° F
- Cover: Red PVC
- Tube: Red PVC
- Reinforcement: 2 spiral plies & 1 longitudinal ply
- Safety Factor: 3:1

FEATURES

- Designed for medium duty water discharge applications in agriculture, construction, industry, & mining. Abrasion resistant PVC cover, & PVC tube provide long service life. Rolls up flat for easy storage.

ID	Length	RED PVC 70 - 150 PSI					
		Working PSI	Burst PSI	Bend Radius	lbs per 100ft	Part #	List ft.
1-1/2”	300’	150	450	n/a	64	M 150	
2”	300’	150	450	n/a	85	M 200	
2-1/2”	300’	150	450	n/a	123	M 250	
3”	300’	150	450	n/a	145	M 300	
4”	300’	125	375	n/a	205	M 400	
6”	300’	115	345	n/a	352	M 600	
8”	300’	70	210	n/a	440	M 800	

ASSEMBLIES - SIDEWINDER - MEDIUM DUTY DISCHARGE

STANDARD

- Aluminum Cam Locks & SS Bands

AVAILABLE ON REQUEST *MOQ MAY APPLY*

- **Lengths:** 10’ | 25’ | 50’
- **Assemblies:**
  - Cam Locks: Material – 356-T6 Aluminum, Brass, 304SS, 316SS, Iron; Type – Crimp, Self-Locking
  - KC Nipples: Material – Plated Steel, 316SS; Type – Grooved, Weld Bevel, Turnback
  - Hose Attachment: Material – Plated Steel, 316SS; Type – Sleeves, Ferrules, Band Clamps

STANDARD

ID	Length	# of Bands	CAM LOCK C X E - ALUMINUM BANDS - SS PART #	PRICE	PIN LUG (NPSH) - ALUMINUM SHANK BANDS - SS PART #	PRICE
1-1/2”	50’	2	M15050CEAL		M15050AL150S	
2”			M20050CEAL		M20050AL200S	
3”			M30050CEAL		M30050AL300S	
4”		3	M40050CEAL		M40050AL400S	
6”			M60050CEAL		M60050AL600S	

*Hose dimensions are nominal. Seal Fast reserves the right to modify dimensions in the effort to improve our products. 10% CUTTING CHARGE FOR ANY LENGTH HOSE NOT LISTED

Working pressure & vacuum ratings are based on ambient temperature of 70° F & will vary inversely with temperature changes.

YELLOW JACKET - HEAVY DUTY DISCHARGE (through the weave construction) NEW



SPECS

- Temp Range: -36° F to +178° F
- Cover: Yellow PVC/NBR
- Tube: PVC/NBR
- Reinforcement: 2 spiral plies & 1 longitudinal ply
- Safety Factor: 3:1

FEATURES

- Designed for heavy duty water discharge applications in agriculture, construction, industry & mining. Abrasion resistant PVC cover & PVC tube provide long service life.
- Attains higher working pressure from a synthetic woven polyester reinforcement.

ID	Length	YELLOW PVC / NBR 200 PSI					
		Working PSI	Burst PSI	Bend Radius	lbs per ft	Part #	List ft.
1-1/2”	300’	200	600	n/a	0.32	HD 150	
2”	300’	200	600	n/a	0.40	HD 200	
2-1/2”	300’	200	600	n/a	0.59	HD 250	
3”	300’	200	600	n/a	0.70	HD 300	
4”	300’	150	600	n/a	0.87	HD 400	
6”	300’	150	600	n/a	1.50	HD 600	

ASSEMBLIES - YELLOW JACKET - HEAVY DUTY

STANDARD

- Aluminum Cam Locks & SS Bands

AVAILABLE ON REQUEST *MOQ MAY APPLY*

- **Lengths:** 25’ | 100’
- **Assemblies:**
  - Cam Locks: Material – 356-T6 Aluminum, Brass, 304SS, 316SS, Iron; Type – Crimp, Self-Locking
  - KC Nipples: Material – Plated Steel, 316SS; Type – Grooved, Weld Bevel, Turnback
  - Hose Attachment: Material – Plated Steel, 316SS; Type – Sleeves, Ferrules, Band Clamps

STANDARD

ID	Length	# of Bands	CAM LOCK C X E - ALUMINUM BANDS - SS PART #	PRICE
1-1/2”	50’	2	HD15050CEAL	
2”			HD20050CEAL	
3”			HD30050CEAL	
4”		3	HD40050CEAL	
6”			HD60050CEAL	

*Hose dimensions are nominal. Seal Fast reserves the right to modify dimensions in the effort to improve our products. 10% CUTTING CHARGE FOR ANY LENGTH HOSE NOT LISTED

Working pressure & vacuum ratings are based on ambient temperature of 70° F & will vary inversely with temperature changes.

OIL GODZILLA 10 NITRILE

GODZILLA - NITRILE 10



SPECS

- Temp Range: -4° F to +176° F
- Cover: Ribbed, highly resistant to oil, abrasion and weathering
- Tube: Nitrile-PVC oil/weather resistant rubber, polyester reinforcement
- Safety Factor: 3:1

FEATURES

- Designed for the delivery of fluids, resistant to many products such as oil, grease, acids, bases, salts, sewage & seawater.
- Irrigation - Agriculture - Pump Dis-charge - Industrial Wash Down
- Through the Weave Technology
- Less weight than Rubber Discharge

ID	Wall Thickness	Length	BLACK NITRILE 150 PSI					
			Working PSI	Burst PSI	Bend Radius	lbs per ft	Part #	List ft.
1-1/2”	.08”	200’	200	600	n/a	.21	Nitrile 10150	
2”	.08”	200’	200	600	n/a	.32	Nitrile 10200	
2-1/2”	.08”	200’	200	600	n/a	.44	Nitrile 10250	
3”	.10”	200’	200	600	n/a	.48	Nitrile 10300	
4”	.10”	200’	200	600	n/a	.66	Nitrile 10400	
6”	.12”	200’	200	600	n/a	1.14	Nitrile 10600	
8”	.12”	100’	200	600	n/a	1.54	Nitrile 10800	
10”	.14”	100’	200	600	n/a	2.05	Nitrile 101000	
	.14”	660’	200	600	n/a	2.05	Nitrile 101000 660	
12”	.14”	100’	200	600	n/a	2.05	Nitrile 101200	

ASSEMBLIES - GODZILLA - NITRILE 10

STANDARD

- Aluminum Cam Locks
- Plated Steel Crimp Sleeves

AVAILABLE ON REQUEST *MOQ MAY APPLY*

- **Lengths:** 10’ | 25’ | 50’
- **Assemblies:**
  - **Cam Locks:** Material – 356-T6 Aluminum, Brass, 304SS, 316SS, Iron
    Type – Crimp, Self-Locking
  - **KC Nipples:** Material – Plated Steel, 316SS
    Type – Grooved, Weld Bevel, Turnback
  - **Hose Attachment:** Material – Plated Steel, 316SS
    Type – Sleeves, Ferrules, Band Clamps

50' STOCKED

STANDARD

ID	Length	# of Bands	CAM LOCK C X E - ALUMINUM BANDS - SS PART #	PRICE
2”	50’	2	NITRIL10020050CEALC	
2-1/2"	50’		NITRIL10025050CEALC	
3"	50’	2	NITRIL10030050CEALC	
4"	50’		NITRIL10040050CEALC	
6"	50’	2	NITRIL10060050CEALC	
8"	50’		NITRIL10080050CEALC	

*Hose dimensions are nominal. Seal Fast reserves the right to modify dimensions in the effort to improve our products. 10% CUTTING CHARGE FOR ANY LENGTH HOSE NOT LISTED

Working pressure & vacuum ratings are based on ambient temperature of 70° F & will vary inversely with temperature changes.

GODZILLA 20 NITRILE OIL

GODZILLA - NITRILE 20



SPECS

- Temp Range: -4° F to +176° F
- Cover: Ribbed, highly resistant to oil, abrasion and weathering
- Tube: Nitrile-PVC oil/weather resistant rubber, polyester reinforcement
- Safety Factor: 3:1

FEATURES

- Designed for the delivery of fluids, where higher working pressures are required.
- Irrigation - Agriculture - Pump Dis-charge - Industrial Wash Down
- Through the Weave Technology

ID	Wall Thickness	Length	YELLOW NITRILE 200 PSI					
			Working PSI	Burst PSI	Bend Radius	lbs per ft	Part #	List ft.
3/4”	.08”	200’	200	600	n/a	---	Nitrile 20075	
1”	.08”	200’	200	600	n/a	---	Nitrile 20100	
1-1/2”	.10”	200’	200	600	n/a	0.22	Nitrile 20150	
2”	.10”	200’	200	600	n/a	0.40	Nitrile 20200	
2-1/2”	.10”	200’	200	600	n/a	0.56	Nitrile 20250	
3”	.11”	200’	200	600	n/a	0.64	Nitrile 20300	
4”	.12”	200’	200	600	n/a	0.91	Nitrile 20400	
6”	.12”	200’	200	600	n/a	0.91	Nitrile 20600	

*Hose dimensions are nominal. Seal Fast reserves the right to modify dimensions in the effort to improve our products. 10% CUTTING CHARGE FOR ANY LENGTH HOSE NOT LISTED

Working pressure & vacuum ratings are based on ambient temperature of 70° F & will vary inversely with temperature changes.

ASSEMBLIES

MILL

STANDARD COUPLING METHODS

Seal Fast banded assemblies are designed for maximum hose retention with the added benefit of being reparable in the field.

Seal Fast internally expanded fire couplings are the industry standard, designed to meet and exceed the needs for long service life.

STANDARD METHODS

THREAD TYPES

NST/NH

American Standard Fire Hose Coupling Thread (National Hose Thread also known as National Standard Thread)

Male NH (NST) - **Female NH**(NST)
Female NH (NST) - **Male NH** (NST)

Thread Compatibility Examples:
Not compatible with other systems. Thread pitch and diameters of fire threads may vary according to local and municipal regulations.

NPSH

American Standard Straight Pipe for Hose Couplings (National Pipe Straight Hose)

Thread Compatibility Examples:

Male NPSH - Female NPSH, NPSM
Female NPSH - Male NPSH, NPT, NPTF, NPSM

DISCLAIMER!

Seal Fast does not stock or necessarily offer assemblies with all of the parts depicted here. The purpose of this page is to give the customer an idea of the various combinations that can be achieved when they shop at Seal Fast. Not all fittings are suitable for all hoses, and not all clamping methods are suitable for all hose/fitting combinations. Seal Fast offers a variety of material options for the fittings as well. Not all materials are suitable for all applications so please consult with your sales representative before ordering.

* 10% CUTTING CHARGE FOR ANY LENGTH HOSE NOT LISTED

MILL SINGLE JACKET / SBR LINED

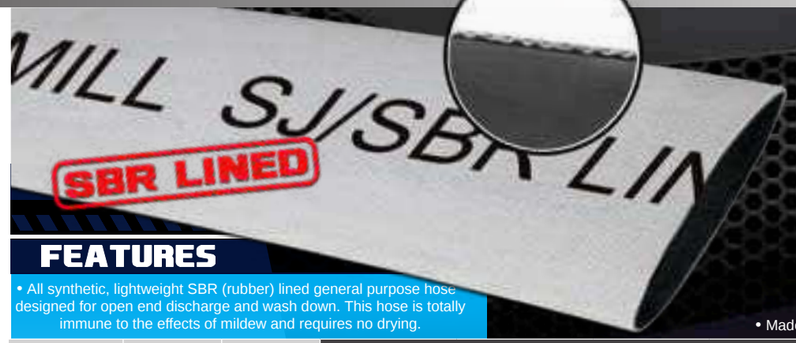

SPECS

- **Temp Range:** -22° F to +158° F
- **Tube:** SBR
- **Reinforcement:** White, Polyester Jacket

150 PSI

FEATURES

- All synthetic, lightweight SBR (rubber) lined general purpose hose designed for open end discharge and wash down. This hose is totally immune to the effects of mildew and requires no drying.
- Made over sized to accommodate shank couplings

ID	OD	Length	POLYESTER-SBR LINED 150 PSI				
			Working PSI	Burst PSI	lbs per roll	Part #	List ft.
1”	n/a	50’	150	450	8	80-100	
1-1/2”	n/a	50’	150	450	11	80-150	
	n/a	100’	150	450	22	80-150 100	
2”	n/a	50’	150	450	17	80-200	
	n/a	100’	150	450	34	80-200 100	
2-1/2”	n/a	50’	150	450	20	80-250	
	n/a	100’	150	450	40	80-250 100	
3”	n/a	50’	150	450	28	80-300	
	n/a	100’	150	450	56	80-300 100	
4”	n/a	50’	150	450	50	80-400	
	n/a	100’	150	450	56	80-400 100	

ASSEMBLIES - MILL HOSE - SINGLE JACKET - SBR

ID	Length	CAM LOCK C & E - Aluminum		PIN LUG - Aluminum Shank				PIN LUG - Brass Shank			
				NPSH		NST		NPSH		NST	
		PART #	PRICE	PART #	PRICE	PART #	PRICE	PART #	PRICE	PART #	PRICE
1-1/2”	25’	80-15025CEAL		---		---		---		---	
	50’	80-150CEAL		80-150AL150S		80-150AL150S-NST		80-150BSS150		80-150BSS150NH	
	100’	80-150100CEAL		80-150100AL150S		80-150100AL150S-NST		80-150100BSS150		80-150100BSS150NH	
2”	25’	80-20025CEAL		---		---		---		---	
	50’	80-200CEAL		80-200AL200S		---		---		---	
	100’	80-200100CEAL		80-100100AL200S		---		---		---	
2-1/2”	50’	---		80-250AL250S		80-250AL250S-NST		80-250BSS250		80-250BSS250NH	
	100’	---		80-250100AL250S		80-250100AL250S-NST		80-250100BSS250		80-250100BSS250NH	
3”	25’	80-30025CEAL		---		---		---		---	
	50’	80-300CEAL		80-300AL300S		---		---		---	
	100’	80-300100CEAL		80-300100AL300S		---		---		---	
4”	50’	80-400CEAL		---		---		---		---	

ID	Length	ROCKER LUG - Aluminum Fire Coupling				ROCKER LUG - Brass Fire Coupling			
		NPSH		NST		NPSH		NST	
		PART #	PRICE	PART #	PRICE	PART #	PRICE	PART #	PRICE
1-1/2”	50’	80-1502035415AL		80-1502035410AL		80-1502035415		80-1502035410	
	100’	80-1501002035415AL		80-1501002035410AL		80-1501002035415		80-1501002035410	
2”	50’	---		---		---		---	
	100’	---		---		---		---	
2-1/2”	50’	80-2502035451AL		80-2502035445AL		80-2502035450		80-2502035445	
	100’	80-2501002035451AL		80-2501002035445AL		80-2501002035450		80-2501002035445	

* 10% CUTTING CHARGE FOR ANY LENGTH HOSE NOT LISTED

HOSES

MILL SINGLE JACKET / PVC - NBR LINED



SPECS

- **Temp Range:** -22° F to +158° F
- **Tube:** PVC/NBR
- **Reinforcement:** White, Polyester Jacket

150 PSI

FEATURES

- Made over sized to accommodate shank couplings

ID	OD	Length	POLYESTER-PVC/NBR LINED 150 PSI				
			Working PSI	Burst PSI	lbs per roll	Part #	List ft.
1”	n/a	50’	150	450	8	80-100PN	
	n/a	100’	150	450	16	80-100PN 100	
1-1/2”	n/a	50’	150	450	11	80-150PN	
	n/a	100’	150	450	22	80-150PN 100	
2”	n/a	50’	150	450	17	80-200PN	
	n/a	100’	150	450	34	80-200PN 100	
2-1/2”	n/a	50’	150	450	20	80-250PN	
	n/a	100’	150	450	40	80-250PN 100	
3”	n/a	50’	150	450	28	80-300PN	
	n/a	100’	150	450	56	80-300PN 100	
4”	n/a	50’	150	450	50	80-400PN	
	n/a	100’	150	450	-	80-400PN 100	

ASSEMBLIES - MILL HOSE - SINGLE JACKET - PVC/NBR

ID	Length	CAM LOCK C & E Aluminum		PIN LUG - Aluminum Shank				PIN LUG - Brass Shank			
				NPSH		NST		NPSH		NST	
		PART #	PRICE	PART #	PRICE	PART #	PRICE	PART #	PRICE	PART #	PRICE
1-1/2”	50’	--		--		--		80-150BSS150		80-150BSS150NH	
	100’	--		--		--		--		--	
2”	50’	80-200PNCEAL		--		--		80-200BSS200		80-200BSS200NH	
	100’	80-200PN100CEAL		--		--		--		--	
2-1/2”	50’	--		--		--		80-250BSS250		80-250BSS250NH	
	100’	--		--		--		--		--	

* 10% CUTTING CHARGE FOR ANY LENGTH HOSE NOT LISTED

MILL SINGLE JACKET / EPDM LINED

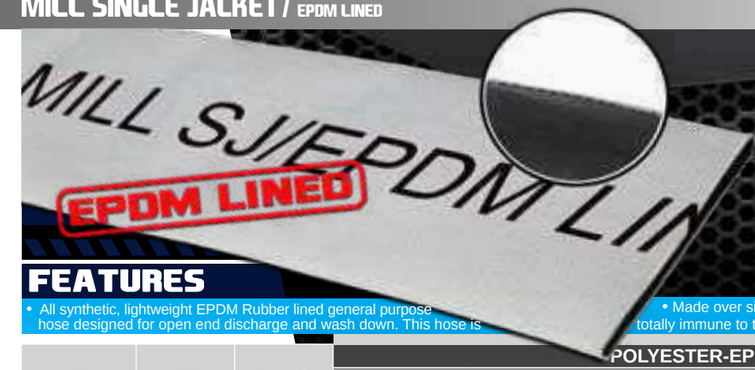

SPECS

- **Temp Range:** -22° F to +158° F
- **Tube:** EPDM
- **Reinforcement:** White, Polyester Jacket

150 PSI

FEATURES

- All synthetic, lightweight EPDM Rubber lined general purpose hose designed for open end discharge and wash down. This hose is totally immune to the effects of mildew and requires no drying.
- Made over sized to accommodate shank couplings

ID	OD	Length	POLYESTER-EPDM LINED 150 PSI				
			Working PSI	Burst PSI	lbs per roll	Part #	List ft.
1”	n/a	50’	150	450	8	80-132	
1-1/2”	n/a	50’	150	450	11	80-133	
	n/a	100’	150	450	22	80-133 100	
2”	n/a	50’	150	450	17	80-134	
	n/a	100’	150	450	34	80-134 100	
2-1/2”	n/a	50’	150	450	20	80-135	
	n/a	100’	150	450	40	80-135 100	
3”	n/a	50’	150	450	28	80-136	
	n/a	100’	150	450	56	80-136 100	
4”	n/a	50’	150	450	50	80-137	
6”	n/a	50’	150	450	59	80-139	

ASSEMBLIES - MILL HOSE - SINGLE JACKET - EPDM

ID	Length	CAM LOCK C & E - Aluminum	
		PART #	PRICE
1-1/2”	50’	80-133CEAL	
	100’	80-133100CEAL	
2”	50’	80-134CEAL	
	100’	80-134100CEAL	
2-1/2”	50’	80-135CEAL	
	100’	80-135100CEAL	
3”	50’	80-136CEAL	
	100’	80-136100CEAL	
4”	50’	80-137CEAL	
6”	50’	80-13950CEAL	



ID	Length	PIN LUG - Aluminum Shank				PIN LUG - Brass Shank				PIN LUG - Brass Fire Coupling			
		NPSH		NST		NPSH		NST		NPSH		NST	
		PART #	PRICE	PART #	PRICE	PART #	PRICE	PART #	PRICE	PART #	PRICE	PART #	PRICE
1-1/2”	50’	80-133AL150S		80-133AL150S-NST		80-133BSS150		80-133BSS150NHF		80-1332035315		80-1332035310	
	100’	80-133100AL150S		80-133100AL150S-NST		80-133100BSS150		80-133100BSS150NHF		80-1331002035315		80-1331002035310	
2”	50’	---		---		---		---		---		---	
	100’	---		---		---		---		---		---	
2-1/2”	50’	80-135AL250S		80-135AL250S-NST		80-135BSS250		80-135BSS250NHF		80-1352035360		80-1352035355	
	100’	80-135100AL250S		80-135100AL250S-NST		80-135100BSS250		80-135100BSS250NHF		80-1351002035360		80-1351002035355	
3”	50’	80-136AL300S		---		---		---		---		---	
	100’	80-136100AL300S		---		---		---		---		---	
4”	100’	80-137AL400S		---		---		---		---		---	

ID	Length	ROCKER LUG - Aluminum Fire Coupling				ROCKER LUG - Brass Fire Coupling			
		NPSH		NST		NPSH		NST	
		PART #	PRICE	PART #	PRICE	PART #	PRICE	PART #	PRICE
1-1/2”	50’	80-1332035415AL		80-1332035410AL		80-1332035415		80-1332035410	
	100’	80-1331002035415AL		80-1331002035410AL		80-1331002035415		80-1331002035410	
2”	50’	---		---		---		---	
	100’	---		---		---		---	
2-1/2”	50’	80-1352035451AL		80-1352035445AL		80-1352035450		80-1352035445	
	100’	80-1351002035451AL		80-1351002035445AL		80-1351002035450		80-1351002035445	

* 10% CUTTING CHARGE FOR ANY LENGTH HOSE NOT LISTED

MILL DOUBLE JACKET / SBR LINED

250 PSI

SPECS

- **Temp Range:** -22° F to +158° F
- **Tube:** SBR
- **Reinforcement:** White, Polyester Double Jacket

FEATURES

- All synthetic, lightweight SBR (rubber) lined general purpose hose designed for open end discharge and wash down. This hose is totally immune to the effects of mildew and requires no drying.
- Made over sized to accommodate shank couplings

ID	OD	Length	POLYESTER-SBR LINED 250 PSI				
			Working PSI	Burst PSI	lbs per roll	Part #	List ft.
1”	n/a	50’	250	750	7.5	80-100DJ	
1-1/2”	n/a	50’	250	750	11	80-150DJ	
	n/a	100’	250	750	22	80-150DJ 100	
2”	n/a	50’	250	750	17	80-200DJ	
	n/a	100’	250	750	34	80-200DJ 100	
2-1/2”	n/a	50’	250	750	20	80-250DJ	
	n/a	100’	250	750	40	80-250DJ 100	
3”	n/a	50’	250	750	28	80-300DJ	
	n/a	100’	250	750	56	80-300DJ 100	
4”	n/a	50’	250	750	50	80-400DJ	
	n/a	100’	250	750	56	80-400DJ 100	

ASSEMBLIES - MILL HOSE - DOUBLE JACKET - SBR

ID	Length	CAM LOCK C & E Aluminum		PIN LUG - Aluminum Shank				PIN LUG - Brass Shank			
				NPSH		NST		NPSH		NST	
		PART #	PRICE	PART #	PRICE	PART #	PRICE	PART #	PRICE	PART #	PRICE
1-1/2”	50’	80-150DJCEAL		80-150DJAL150S		80-150DJAL150NH		80-150DJBSS150		80-150DJBSS150NH	
2”	50’	80-200DJCEAL		80-200DJAL200S		---		80-200DJBSS200		80-200DJBSS200NH	
2-1/2”	50’	80-250DJCEAL		80-250DJAL250S		80-250DJAL250SNH		80-250DJBSS250		80-250DJBSS250NH	

MILL DOUBLE JACKET / PVC - NBR LINED

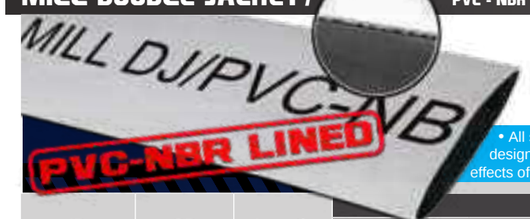

250 PSI

SPECS

- **Temp Range:** -22° F to +158° F
- **Tube:** PVC/NBR
- **Reinforcement:** White, Polyester Double Jacket

- All synthetic, lightweight PVC / NBR (plastic/rubber) lined general purpose hose designed for open end discharge and wash down. This hose is totally immune to the effects of mildew and requires no drying.
- Made over sized to accommodate shank couplings

ID	OD	Length	POLYESTER-PVC/NBR LINED 250 PSI				
			Working PSI	Burst PSI	lbs per roll	Part #	List ft.
1-1/2”	n/a	50’	250	750	11	80-150DJPN	
	n/a	100’	250	750	22	80-150DJPN 100	
2”	n/a	50’	250	750	17	80-200DJPN	
	n/a	100’	250	750	34	80-200DJPN 100	
2-1/2”	n/a	50’	250	750	20	80-250DJPN	
	n/a	100’	250	750	40	80-250DJPN 100	

ASSEMBLIES - MILL HOSE - DOUBLE JACKET - PVC/NBR



ID	Length	CAM LOCK C & E Aluminum		PIN LUG - Aluminum Shank				PIN LUG - Brass Shank			
				NPSH		NST		NPSH		NST	
		PART #	PRICE	PART #	PRICE	PART #	PRICE	PART #	PRICE	PART #	PRICE
1-1/2”	50’	---		---		---		80-150DJBSS150		80-150DJBSS150NH	
2”	50’	---		---		---		80-200DJBSS200		80-200DJBSS200NH	
2-1/2”	50’	---		---		---		80-250DJBSS250		80-250DJBSS250NH	

HOSES

* 10% CUTTING CHARGE FOR ANY LENGTH HOSE NOT LISTED

SINGLE JACKET - 300# TEST

135 PSI

SPECS

- **Temp Range:** -22° F to +158° F
- **Tube:** EPDM
- **Reinforcement:** White, Polyester Jacket

- Service Test Pressures are 1/2 of Acceptance Test Pressures per NFPA 1962 latest edition

FEATURES

- Single Jacket with a high-grade single ply extruded EPDM liner. This hose is totally immune to the effects of mildew. It is designed for emergency fire protection with water pressure not exceeding 135 psi working pressure. 100% Polyester Cover

ID	OD	Length	POLYESTER-EPDM LINED 135 PSI						
			Working PSI	Service Test Pressure	Burst PSI	lbs per roll	Bowl Size	Part #	List ft.
1-1/2”	n/a	50’	135	150	450	11	1-3/4”	80-075	
	n/a	100’	135	150	450	22	1-3/4”	80-075 100	
2”	n/a	50’	135	150	450	17	2-5/16”	80-076	
	n/a	100’	135	150	450	26	2-5/16”	80-076 100	
2-1/2”	n/a	50’	135	150	450	25	2-13/16”	80-077	
	n/a	100’	135	150	450	50	2-13/16”	80-077 100	

ASSEMBLIES - SINGLE JACKET - 300# TEST

ID	Length	ROCKER LUG - ALUMINUM FIRE COUPLING				EPDM LINED FIRE HOSE ROCKER LUG - BRASS FIRE COUPLING				PIN LUG - BRASS FIRE COUPLING			
		NPSH		NST		NPSH		NST		NPSH		NST	
		PART #	PRICE	PART #	PRICE	PART #	PRICE	PART #	PRICE	PART #	PRICE	PART #	PRICE
1-1/2”	50’	80-0752035415AL		80-0752035410AL		80-0752035415		80-0752035410		80-0752035315		80-0752035310	
	100’	80-0751002035415AL		80-0751002035410AL		80-0751002035415		80-0751002035410		80-0751002035315		80-0751002035310	
2-1/2”	50’	80-0772035451AL		80-0772035445AL		80-0772035450		80-0772035445		80-0772035345		80-0772035355	
	100’	80-0771002035451AL		80-0771002035445AL		80-0771002035450		80-0771002035445		80-0771002035345		80-0771002035355	

SINGLE JACKET - 500# TEST

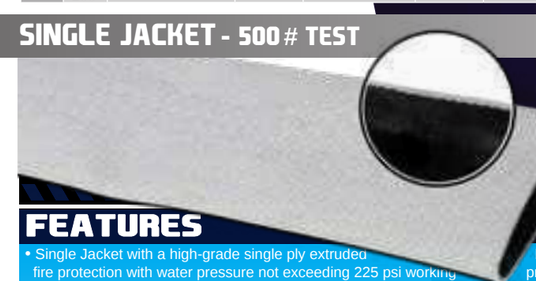

225 PSI

SPECS

- **Temp Range:** -22° F to +158° F
- **Tube:** EPDM
- **Reinforcement:** White, Polyester Jacket

- Service Test Pressures are 1/2 of Acceptance Test Pressures per NFPA 1962 latest edition

FEATURES

- Single Jacket with a high-grade single ply extruded EPDM liner. This hose is totally immune to the effects of mildew. It is designed for emergency fire protection with water pressure not exceeding 225 psi working pressure. 100% Polyester Cover

ID	OD	Length	POLYESTER-EPDM LINED 225 PSI						
			Working PSI	Service Test Pressure	Burst PSI	lbs per roll	Bowl Size	Part #	List ft.
1-1/2”	n/a	50’	225	250	750	11	1-3/4”	80-083	
	n/a	100’	225	250	750	22	1-3/4”	80-083 100	
2”	n/a	50’	225	250	750	17	2-5/16”	80-084	
	n/a	100’	225	250	750	26	2-5/16”	80-084 100	
2-1/2”	n/a	50’	225	250	750	25	2-13/16”	80-085	
	n/a	100’	225	250	750	50	2-13/16”	80-085 100	

ASSEMBLIES - SINGLE JACKET - 500# TEST

ID	Length	ROCKER LUG - ALUMINUM FIRE COUPLING				EPDM LINED FIRE HOSE ROCKER LUG - BRASS FIRE COUPLING				PIN LUG - BRASS FIRE COUPLING			
		NPSH		NST		NPSH		NST		NPSH		NST	
		PART #	PRICE	PART #	PRICE	PART #	PRICE	PART #	PRICE	PART #	PRICE	PART #	PRICE
1-1/2”	50’	80-0832035415AL		80-0832035410AL		80-0832035415		80-0832035410		80-0832035315		80-0832035310	
	100’	80-0831002035415AL		80-0831002035410AL		80-0831002035415		80-0831002035410		80-0831002035315		80-0831002035310	
2-1/2”	50’	80-0852035451AL		80-0852035445AL		80-0852035450		80-0852035445		80-0852035345		80-0852035355	
	100’	80-0851002035451AL		80-0851002035445AL		80-0851002035450		80-0851002035445		80-0851002035345		80-0851002035355	

HOSES

* 10% CUTTING CHARGE FOR ANY LENGTH HOSE NOT LISTED

SINGLE JACKET - 300 # TEST - (UL Label)

SPECS

- **Temp Range:** -22° F to +158° F
- **Tube:** EPDM
- **Reinforcement:** White, Polyester Jacket

• Service Test Pressures are 1/2 of Acceptance Test Pressures per NFPA 1962 latest edition

135 PSI

FEATURES

• Single Jacket with a high-grade single ply extruded EPDM liner. This hose is totally immune to the effects of mildew. It is designed for fire protection with water pressure not exceeding 135 psi working pressure. 100% Polyester Cover

ID	OD	Length	POLYESTER-EPDM LINED 135 PSI						
			Working PSI	Service Test Pressure	Burst PSI	lbs per roll	Bowl Size	Part #	List ft.
1-1/2"	n/a	50'	135	150	450	11	1-3/4"	80-075UL	
	n/a	75'	135	150	450	16.5	1-3/4"	80-075UL 75	
	n/a	100'	135	150	450	22	1-3/4"	80-075UL 100	
2-1/2"	n/a	50'	135	150	450	25	2-13/16"	80-077UL	
	n/a	75'	135	150	450	37.5	2-13/16"	80-077UL 75	
	n/a	100'	135	150	450	50	2-13/16"	80-077UL 100	

ASSEMBLIES - MILL HOSE - SINGLE JACKET - 300 # TEST - (UL Label)

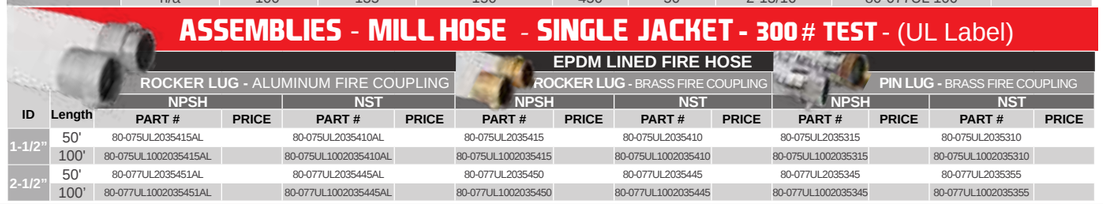

		EPDM LINED FIRE HOSE											
		ROCKER LUG - ALUMINUM FIRE COUPLING				ROCKER LUG - BRASS FIRE COUPLING				PIN LUG - BRASS FIRE COUPLING			
		NPSH		NST		NPSH		NST		NPSH		NST	
ID	Length	PART #	PRICE	PART #	PRICE	PART #	PRICE	PART #	PRICE	PART #	PRICE	PART #	PRICE
1-1/2"	50'	80-075UL2035415AL		80-075UL2035410AL		80-075UL2035415		80-075UL2035410		80-075UL2035315		80-075UL2035310	
	100'	80-075UL1002035415AL		80-075UL1002035410AL		80-075UL1002035415		80-075UL1002035410		80-075UL1002035315		80-075UL1002035310	
2-1/2"	50'	80-077UL2035451AL		80-077UL2035445AL		80-077UL2035450		80-077UL2035445		80-077UL2035345		80-077UL2035355	
	100'	80-077UL1002035451AL		80-077UL1002035445AL		80-077UL1002035450		80-077UL1002035445		80-077UL1002035345		80-077UL1002035355	

SINGLE JACKET - 500 # TEST - (UL Label)

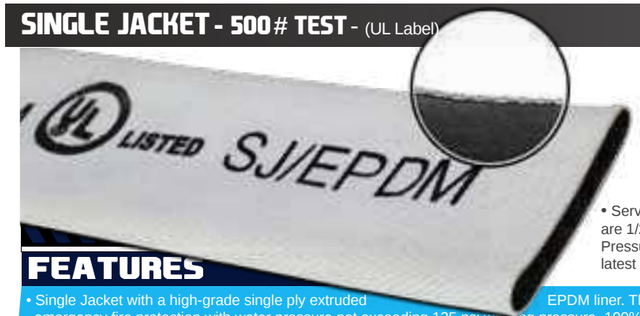

SPECS

- **Temp Range:** -22° F to +158° F
- **Tube:** EPDM
- **Reinforcement:** White, Polyester Jacket

• Service Test Pressures are 1/2 of Acceptance Test Pressures per NFPA 1962 latest edition

225 PSI

FEATURES

• Single Jacket with a high-grade single ply extruded EPDM liner. This hose is totally immune to the effects of mildew. It is designed for emergency fire protection with water pressure not exceeding 135 psi working pressure. 100% Polyester Cover

ID	OD	Length	POLYESTER-EPDM LINED 225 PSI						
			Working PSI	Service Test Pressure	Burst PSI	lbs per roll	Bowl Size	Part #	List ft.
1-1/2"	n/a	50'	225	250	750	13	1-3/4"	80-083UL	
	n/a	100'	225	250	750	26	1-3/4"	80-083UL 100	
2-1/2"	n/a	50'	225	250	750	25	2-13/16"	80-085UL	
	n/a	100'	225	250	750	52	2-13/16"	80-085UL 100	

ASSEMBLIES - MILL HOSE - SINGLE JACKET - 500 # TEST - (UL Label)

		EPDM LINED FIRE HOSE											
		ROCKER LUG - ALUMINUM FIRE COUPLING				ROCKER LUG - BRASS FIRE COUPLING				PIN LUG - BRASS FIRE COUPLING			
		NPSH		NST		NPSH		NST		NPSH		NST	
ID	Length	PART #	PRICE	PART #	PRICE	PART #	PRICE	PART #	PRICE	PART #	PRICE	PART #	PRICE
1-1/2"	50'	80-075UL2035415AL		80-075UL2035410AL		80-075UL2035415		80-075UL2035410		80-075UL2035315		80-075UL2035310	
	100'	80-075UL1002035415AL		80-0751002035410AL		80-075UL1002035415		80-075UL1002035410		80-075UL1002035315		80-075UL1002035310	
2-1/2"	50'	80-077UL2035451AL		80-077UL2035445AL		80-077UL2035450		80-077UL2035445		80-077UL2035345		80-077UL2035355	
	100'	80-077UL1002035451AL		80-077UL1002035445AL		80-077UL1002035450		80-077UL1002035445		80-077UL1002035345		80-077UL1002035355	

* 10% CUTTING CHARGE FOR ANY LENGTH HOSE NOT LISTED

DOUBLE JACKET - 600 # TEST

SPECS

- **Temp Range:** -22° F to +158° F
- **Tube:** EPDM
- **Reinforcement:** White, Polyester Double Jacket

• Service Test Pressures are 1/2 of Acceptance Test Pressures per NFPA 1962 latest edition

270 PSI

FEATURES

• The ultimate in industrial fire protection, this hose is manufactured to exacting municipal requirements. The jackets are woven from the finest high tensile. 100% polyester yarn, w/Complete filler coverage of both jackets. The compact weave insures flexibility & strength; provides protection against wear from abrasion. It does not require drying after use & is completely immune to mildew & rot.

ID	OD	Length	POLYESTER-EPDM LINED 270 PSI						
			Working PSI	Service Test Pressure	Burst Pressure	lbs per ft	Bowl Size	Part #	List ft.
1-1/2"	n/a	50'	270	300	900	16.5	1-15/16"	80-002	
	n/a	100'	270	300	900	33	1-15/16"	80-002 100	
2"	n/a	50'	270	300	900	19	2-5/16"	80-003	
2-1/2"	n/a	50'	270	300	900	28.5	3"	80-130	
	n/a	100'	270	300	900	57	3"	80-130 100	

ASSEMBLIES - MILL HOSE - DOUBLE JACKET - 600 # TEST

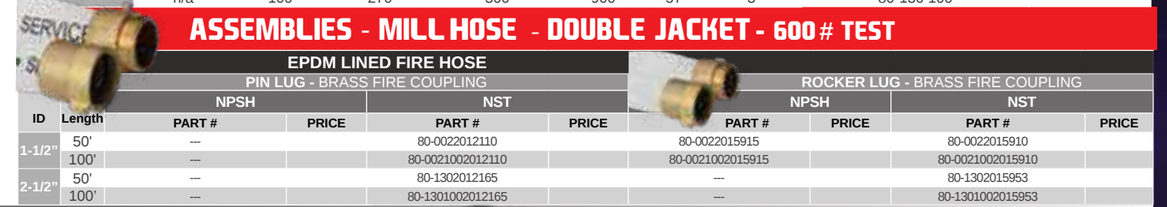

		EPDM LINED FIRE HOSE							
		PIN LUG - BRASS FIRE COUPLING				ROCKER LUG - BRASS FIRE COUPLING			
		NPSH		NST		NPSH		NST	
ID	Length	PART #	PRICE	PART #	PRICE	PART #	PRICE	PART #	PRICE
1-1/2"	50'	---		80-0022012110		80-0022015915		80-0022015910	
	100'	---		80-0021002012110		80-0021002015915		80-0021002015910	
2-1/2"	50'	---		80-1302012165		---		80-1302015953	
	100'	---		80-1301002012165		---		80-1301002015953	

DOUBLE JACKET - 800 # TEST

SPECS

- **Temp Range:** -22° F to +158° F
- **Tube:** EPDM
- **Reinforcement:** White, Polyester Double Jacket

• Service Test Pressures are 1/2 of Acceptance Test Pressures per NFPA 1962 latest edition

360 PSI

FEATURES

• The ultimate in industrial fire protection, this hose is manufactured to exacting municipal requirements. The jackets are woven from the finest high tensile. 100% polyester yarn, w/Complete filler coverage of both jackets. The compact weave insures flexibility & strength; provides protection against wear from abrasion. It does not require drying after use & is completely immune to mildew & rot.

ID	OD	Length	POLYESTER-EPDM LINED 360 PSI						
			Working PSI	Service Test Pressure	Burst Pressure	lbs per ft	Bowl Size	Part #	List ft.
1-1/2"	n/a	50'	360	400	1200	17	1-15/16"	80-004	
	n/a	100'	360	400	1200	33	1-15/16"	80-004 100	
2-1/2"	n/a	50'	360	400	1200	29	3"	80-131	
	n/a	100'	360	400	1200	57	3"	80-131 100	

ASSEMBLIES - MILL HOSE - DOUBLE JACKET - 800 # TEST

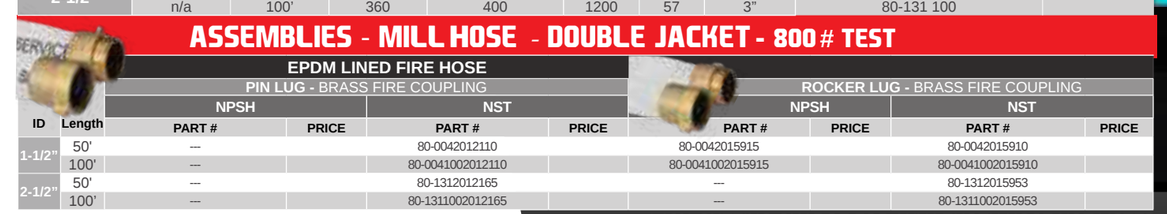

		EPDM LINED FIRE HOSE							
		PIN LUG - BRASS FIRE COUPLING				ROCKER LUG - BRASS FIRE COUPLING			
		NPSH		NST		NPSH		NST	
ID	Length	PART #	PRICE	PART #	PRICE	PART #	PRICE	PART #	PRICE
1-1/2"	50'	---		80-0042012110		80-0042015915		80-0042015910	
	100'	---		80-0041002012110		80-0041002015915		80-0041002015910	
2-1/2"	50'	---		80-1312012165		---		80-1312015953	
	100'	---		80-1311002012165		---		80-1311002015953	

* 10% CUTTING CHARGE FOR ANY LENGTH HOSE NOT LISTED

NOVADURA SINGLE JACKET - 500 # TEST - RED

• Service Test Pressures are 1/2 of Acceptance Test Pressures per NFPA 1962 latest edition

225 PSI

SPECS

- **Temp Range:** -22° F to +158° F
- **Tube:** EPDM
- **Reinforcement:** White, Polyester Jacket

FEATURES

• This hose is 100% polyester with a outer red polymeric coating having high ozone and abrasion resistance. Wide range of application including power plants, steel plants, mines and all other types of industry needing high visibility and maintenance free hose. Recommended 135 psi working pressure.

ID	OD	Length	RED POLYMERIC COATING / POLYESTER-EPDM LINED 225 PSI						
			Working PSI	Service Test Pressure	Burst Pressure	lbs per roll	Bowl Size	Part #	List ft.
1-1/2"	n/a	50'	225	250	750	17	1-3/4"	NOVADURA150	
	n/a	100'	225	250	750	33	1-3/4"	NOVADURA150 100	
2-1/2"	n/a	50'	225	250	750	29	2-13/16"	NOVADURA250	
	n/a	100'	225	250	750	57	2-13/16"	NOVADURA250 100	

ASSEMBLIES - NOVADURA SINGLE JACKET - 500 # TEST - RED



EPDM LINED FIRE HOSE

ID	Length	ROCKER LUG - ALUMINUM FIRE COUPLING NPSH PART #	PRICE	ROCKER LUG - ALUMINUM FIRE COUPLING NST PART #	PRICE	ROCKER LUG - BRASS FIRE COUPLING NPSH PART #	PRICE	ROCKER LUG - BRASS FIRE COUPLING NST PART #	PRICE	PIN LUG - BRASS FIRE COUPLING NPSH PART #	PRICE	PIN LUG - BRASS FIRE COUPLING NST PART #	PRICE
1-1/2"	50'	N1502035415AL		N1502035410AL		N1502035415		N1502035410		N1502035315		N1502035310	
	100'	N1501002035415AL		N1501002035410AL		N1501002035415		N1501002035410		N1501002035315		N1501002035310	
2-1/2"	50'	N2502035451AL		N2502035445AL		N2502035450		N2502035445		N2502035360		N2502035355	
	100'	N2501002035451AL		N2501002035445AL		N2501002035450		N2501002035445		N2501002035360		N2501002035355	

NOVADURA SINGLE JACKET - 500 # TEST - YELLOW

• Service Test Pressures are 1/2 of Acceptance Test Pressures per NFPA 1962 latest edition

135 PSI

SPECS

- **Temp Range:** -22° F to +158° F
- **Tube:** EPDM
- **Reinforcement:** White, Polyester Jacket

FEATURES

•This hose is 100% polyester with a outer yellow polymeric coating having high ozone and abrasion resistance. A wide range of applications including power plants, steel plants, mines and all other types of industry needing high visibility and maintenance free hose. Recommended 135 psi working pressure.

ID	OD	Length	YELLOW POLYMERIC COATING / POLYESTER-EPDM LINED 135 PSI						
			Working PSI	Service Test Pressure	Burst Pressure	lbs per roll	Bowl Size	Part #	List ft.
1-1/2"	n/a	50'	135	250	750	17	1-3/4"	NOVADURA150Y	
	n/a	100'	135	250	750	33	1-3/4"	NOVADURA150Y 100	
2-1/2"	n/a	50'	135	250	750	29	2-13/16"	NOVADURA250Y	
	n/a	100'	135	250	750	57	2-13/16"	NOVADURA250Y 100	

ASSEMBLIES - NOVADURA SINGLE JACKET - 500 # TEST - YELLOW

EPDM LINED FIRE HOSE

ID	Length	ROCKER LUG - ALUMINUM FIRE COUPLING NPSH PART #	PRICE	ROCKER LUG - ALUMINUM FIRE COUPLING NST PART #	PRICE	ROCKER LUG - BRASS FIRE COUPLING NPSH PART #	PRICE	ROCKER LUG - BRASS FIRE COUPLING NST PART #	PRICE	PIN LUG - BRASS FIRE COUPLING NPSH PART #	PRICE	PIN LUG - BRASS FIRE COUPLING NST PART #	PRICE
1-1/2"	50'	NY1502035415AL		NY1502035410AL		NY1502035415		NY1502035410		NY1502035315		NY1502035310	
	100'	NY1501002035415AL		NY1501002035410AL		NY1501002035415		NY1501002035410		NY1501002035315		N1501002035310	
2-1/2"	50'	NY2502035451AL		NY2502035445AL		NY2502035450		NY2502035445		NY2502035360		NY2502035355	
	100'	NY2501002035451AL		NY2501002035445AL		NY2501002035450		NY2501002035445		NY2501002035360		NY2501002035355	

FORESTRY HOSE - 500 # TEST

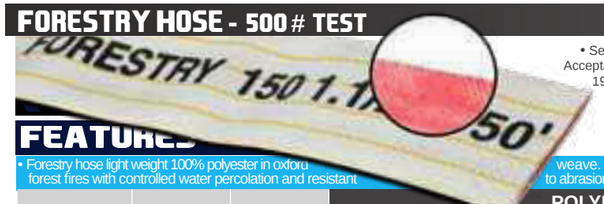

• Service Test Pressures are 1/2 of Acceptance Test Pressures per NFPA 1962 latest edition

225 PSI

SPECS

- **Temp Range:** -22° F to +158° F
- **Tube:** Proprietary Blend
- **Reinforcement:** White, Polyester Oxford Weave Jacket

FEATURES

• Forestry hose light weight 100% polyester in oxford weave. Lining is patented lamination of tropicalized rubber. This hose is ideal to combat forest fires with controlled water percolation and resistant to abrasion and heat. Cover is yellow for high visibility. Recommended 125 psi working pressure.

ID	OD	Length	POLYESTER - PROPRIETARY BLEND 225 PSI						
			Working PSI	Service Test Pressure	Burst Pressure	lbs per roll	Bowl Size	Part #	List ft.
1-1/2"	n/a	50'	225	250	750	11	1-3/4"	FORESTRY150	
	n/a	100'	225	250	750	22	1-3/4"	FORESTRY150 100	

* 10% CUTTING CHARGE FOR ANY LENGTH HOSE NOT LISTED

RED NITRILE COVERED PERMALINE - 500 # TEST



SPECS

- **Temp Range:** -4° F to +174° F
- **Cover: Red,** Nitrile
- **Tube:** EPDM
- **Reinforcement:** Red, Nitrile Jacket

225 PSI

• Service Test Pressures are 1/2 of Acceptance Test Pressures per NFPA 1962 latest edition

FEATURES

• This covered hose is a premium quality, abrasion resistant, chemical resistant, lightweight industrial fire hose. The one-piece cover/lining totally encompasses the synthetic reinforcement providing an industrial fire hose that is easy to use, clean and maintain. This hose is totally immune to mildew & resists the effects of most chemicals. Recommended 225 psi working pressure.

ID	OD	Length	NITRILE - RED 225 PSI						
			Working PSI	Service Test Pressure	Burst PSI	lbs per roll	Bowl Size	Part #	List ft.
1-1/2"	n/a	50'	225	250	750	10.5	1-3/4"	PERMALINE150	
	n/a	100'	225	250	750	21	1-3/4"	PERMALINE150 100	
2-1/2"	n/a	50'	225	250	750	19.5	2-13/16"	PERMALINE250	
	n/a	100'	225	250	750	39	2-13/16"	PERMALINE250 100	

ASSEMBLIES - RED NITRILE COVERED PERMALINE - 500 # TEST

EPDM LINED FIRE HOSE

ID	Length	PIN LUG - BRASS FIRE COUPLING NPSH PART #	PRICE	PIN LUG - BRASS FIRE COUPLING NST PART #	PRICE	ROCKER LUG - BRASS FIRE COUPLING NPSH PART #	PRICE	ROCKER LUG - BRASS FIRE COUPLING NST PART #	PRICE
1-1/2"	50'	P1502035315		P1502035310		P1502035415		P1502035410	
	100'	P1501002035315		P1501002035310		P1501002035415		P1501002035410	
2-1/2"	50'	P2502035360		P2502035355		P2502035450		P2502035445	
	100'	P2501002035360		P2501002035355		P2501002035450		P2501002035445	

YELLOW NITRILE COVERED PERMALINE - 500 # TEST

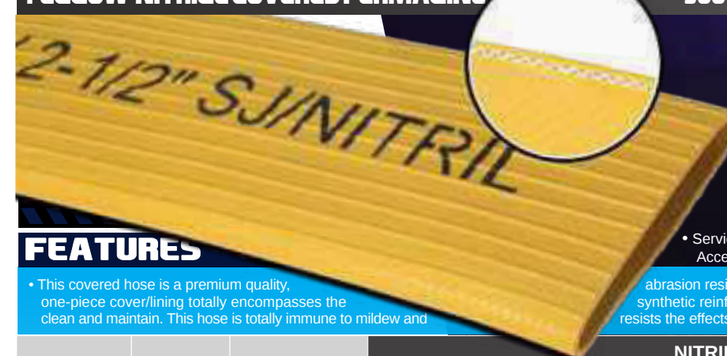

SPECS

- **Temp Range:** -4° F to +174° F
- **Cover: Yellow,** Nitrile
- **Tube:** EPDM
- **Reinforcement:** Yellow, Nitrile Jacket

225 PSI

• Service Test Pressures are 1/2 of Acceptance Test Pressures per NFPA 1962 latest edition

FEATURES

• This covered hose is a premium quality, abrasion resistant, chemical resistant, lightweight industrial fire hose. The one-piece cover/lining totally encompasses the synthetic reinforcement providing an industrial fire hose that is easy to use, clean and maintain. This hose is totally immune to mildew and resists the effects of most chemicals. Recommended 225 psi working pressure

ID	OD	Length	NITRILE - YELLOW 225 PSI						
			Working PSI	Service Test Pressure	Burst PSI	lbs per roll	Bowl Size	Part #	List ft.
1-1/2"	n/a	50'	225	250	750	10.5	1-3/4"	PERMALINE150Y	
	n/a	100'	225	250	750	21	1-3/4"	PERMALINE150Y 100	
2-1/2"	n/a	50'	225	250	750	19.5	2-13/16"	PERMALINE250Y	

ASSEMBLIES - YELLOW NITRILE COVERED PERMALINE - 500 # TEST

EPDM LINED FIRE HOSE

ID	Length	PIN LUG - BRASS FIRE COUPLING NPSH PART #	PRICE	PIN LUG - BRASS FIRE COUPLING NST PART #	PRICE	ROCKER LUG - BRASS FIRE COUPLING NPSH PART #	PRICE	ROCKER LUG - BRASS FIRE COUPLING NST PART #	PRICE
1-1/2"	50'	PY1502035315		PY1502035310		PY1502035415		PY1502035410	
	100'	PY1501002035315		PY1501002035310		PY1501002035415		PY1501002035410	
2-1/2"	50'	PY2502035360		PY2502035355		PY2502035450		PY2502035445	
	100'	PY2501002035360		PY2501002035355		PY2501002035450		PY2501002035445	

* 10% CUTTING CHARGE FOR ANY LENGTH HOSE NOT LISTED

R1

SINGLE BRAID 100R1AT / MEDIUM PRESSURE

SPECS

- **Temp Range:** -20° F to +212° F
- **Cover:** Oil & Weather Resistant Synthetic Rubber
- **Tube:** Oil Resistant Synthetic Rubber
- **Reinforcement:** 1 Steel Wire Braid
- **Safety Factor:** 4:1

ASSEMBLIES p.000

FEATURES

- Excellent for hydraulic based liquids
- Meets and exceeds SAE J517 100R1AT

R1

- Branding: Size SAE 100R1AT 1000PSI W.P. fxs 2015.05

On Reels

ID	OD	Length	Oil Resistant Synthetic Rubber 1000 - 2750 PSI					
			Working PSI	Burst PSI	Bend Radius	lbs per ft	Part #	List ft.
1/4”	0.53”	328' +/-	2750	11000	4.0”	14.8	R1AT-04	
3/8”	0.69”	328' +/-	2250	9000	5.0”	20.2	R1AT-06	
1/2”	0.82”	328' +/-	2000	8000	7.0”	26.2	R1AT-08	
5/8”	0.94”	196' +/-	1500	6000	8.0”	33.6	R1AT-10	
3/4”	1.10”	196' +/-	1250	5000	9.5”	43.0	R1AT-12	
1”	1.35”	196' +/-	1000	4000	12.0”	55.8	R1AT-16	

R1

- Branding: Size SAE 100R1AT 1000PSI W.P. fxs 2015.05

Bulk Coils

ID	OD	Length	Oil Resistant Synthetic Rubber 1000 - 2750 PSI					
			Working PSI	Burst PSI	Bend Radius	lbs per ft	Part #	List ft.
1/4”	0.53”	328' +/-	2750	11000	4.0”	14.8	R1AT-04BC	
3/8”	0.69”	328' +/-	2250	9000	5.0”	20.2	R1AT-06BC	
1/2”	0.82”	328' +/-	2000	8000	7.0”	26.2	R1AT-08BC	
5/8”	0.94”	328' +/-	1500	6000	8.0”	33.6	R1AT-10BC	
3/4”	1.10”	100' +/-	1250	5000	9.5”	43.0	R1AT-12BC	
1”	1.35”	100' +/-	1000	4000	12.0”	55.8	R1AT-16BC	
1-1/4”	1.69”	65' +/-	625	2500	16.5”	80.6	R1AT-20BC	
1-1/2”	2.05”	65' +/-	493	1972	20.0”	94.9	R1AT-24BC	
2”	2.59”	65' +/-	327	1308	25.0”	111	R1AT-32BC	

*OD and Length can vary from end-to-end.

* 10% CUTTING CHARGE FOR ANY LENGTH HOSE NOT LISTED

R2

DOUBLE BRAID 100R2AT / HIGH PRESSURE

SPECS

- Temp Range: -20° F to +212° F
- Cover: Oil & Weather Resistant Synthetic Rubber
- Tube: Oil Resistant Synthetic Rubber
- Reinforcement: 2 Steel Wire Braid
- Safety Factor: 4:1

ASSEMBLIES p.000

FEATURES

- Excellent for hydraulic based liquids.
- Meets and exceeds SAE J517 100R2AT

R2

- Branding: Size SAE 100R2AT 2000PSI W.P. fxs 2015.05

On Reels

ID	OD	Length	Oil Resistant Synthetic Rubber 2000 - 5000 PSI					
			Working PSI	Burst PSI	Bend Radius	lbs per ft	Part #	List ft.
1/4”	0.61”	328' +/-	5000	20000	4.0”	23.5	R2AT-04	
3/8”	0.75”	328' +/-	4000	16000	5.0”	30.9	R2AT-06	
1/2”	0.88”	328' +/-	3500	14000	7.0”	42.3	R2AT-08	
5/8”	1.00”	328' +/-	2750	11000	8.0”	51.1	R2AT-10	
3/4”	1.16”	328' +/-	2250	9000	9.5”	63.2	R2AT-12	
1”	1.42”	328' +/-	2000	8000	12.0”	80.6	R2AT-16	

R2

Size SAE 100R2AT 2000PSI W.P. fxs 2015.05

Bulk Coils

ID	OD	Length	Oil Resistant Synthetic Rubber 135 PSI					
			Working PSI	Burst PSI	Bend Radius	lbs per ft	Part #	List ft.
1/4”	0.61”	328' +/-	5000	20000	4.0”	23.5	R2AT-04BC	
3/8”	0.75”	328' +/-	4000	16000	5.0”	30.9	R2AT-06BC	
1/2”	0.88”	328' +/-	3500	14000	7.0”	42.3	R2AT-08BC	
5/8”	1.00”	328' +/-	2750	11000	8.0”	51.1	R2AT-10BC	
3/4”	1.16”	328' +/-	2250	9000	9.5”	63.2	R2AT-12BC	
1”	1.42”	328' +/-	2000	8000	12.0”	80.6	R2AT-16BC	
1-1/4”	1.92”	328' +/-	1625	6500	16.5”	114.0	R2AT-20BC	
1-1/2”	2.20”	328' +/-	1246	4984	20.0”	147.0	R2AT-24BC	
2”	2.70”	328' +/-	1130	4520	25.0”	190.0	R2AT-32BC	

*OD and Length can vary from end-to-end.

* 10% CUTTING CHARGE FOR ANY LENGTH HOSE NOT LISTED

R12 & R13

FOUR SPIRAL STEEL WIRE REINFORCED 100R12 / HEAVY DUTY - HIGH IMPULSE

SPECS

- **Temp Range:** -20° F to +212° F
- **Cover:** Oil & Weather Resistant Synthetic Rubber
- **Tube:** Oil Resistant Synthetic Rubber
- **Reinforcement:** 4 spiral plys of Steel Wire
- **Safety Factor:** 4:1

ASSEMBLIES p.000

FEATURES

- This is an excellent hydraulic hose for use with petroleum base hydraulic fluids within the temperature ranges agreed upon by us and the manufacture of the fluid. Meets and exceeds SAE J517 100R12.

R12

- Branding: Size SAE 100R12AT 4000PSI W.P. fxs

ID	OD	Length	Oil Resistant Synthetic Rubber					
			2500 - 4000 PSI					
			Working PSI	Burst PSI	Bend Radius	lbs per ft	Part #	List ft.
3/8”	0.83”	100' +/-	4000	16000	4.9”	47	R12-06	
1/2”	0.97”	100' +/-	4000	16000	7.1”	50	R12-08	
5/8”	1.11”	100' +/-	4000	16000	7.9”	59	R12-10	
3/4”	1.25”	100' +/-	4000	16000	9.4”	71	R12-12	
1”	1.55”	100' +/-	4000	16000	11.8”	107	R12-16	
1-1/4”	1.91”	100' +/-	3000	12000	16.5”	159	R12-20	
1-1/2”	2.17”	100' +/-	2500	1000	19.7”	181	R12-24	
2”	2.69”	100' +/-	2500	1000	25.2”	226	R12-32	

4SH & R4

HYDRAULIC

FOUR SPIRAL STEEL WIRE REINFORCED 4SH / HEAVY DUTY - HIGH IMPULSE

SPECS

- **Temp Range:** -20° F to +212° F
- **Cover:** Oil & Weather Resistant Synthetic Rubber
- **Tube:** Oil Resistant Synthetic Rubber
- **Reinforcement:** 4 spiral plys of Steel Wire wrapping in alternating directions.
- **Safety Factor:** 4:1

ASSEMBLIES p.000

FEATURES

- The hose is suitable for use with: Hydraulic fluids in accordance with ISO 6743-A64 with the exception of HFD R, HFD S & HFD T at temperatures ranging from -20°F to 212° F
- The hoses are not suitable for use with castor oil based on ester based fluids. Meets or exceeds EN856-4SH

4SH

- Branding: Size 4SH DIN EN 856 4700PSI W.P. fxs

ID	OD	Length	Oil Resistant Synthetic Rubber					
			3600 - 6000 PSI					
			Working PSI	Burst PSI	Bend Radius	lbs per ft	Part #	List ft.
3/4”	1.30”	100' +/-	6000	24000	114	11.20”	4SH-12	
1”	1.57”	100' +/-	5500	22000	148	13.39”	4SH-16	
1-1/4”	1.85”	100' +/-	4700	18000	171	18.11”	4SH-20	
1-1/2”	2.17”	100' +/-	4200	16000	229	22.05”	4SH-24	
2”	2.74”	100' +/-	3600	14000	311	27.56”	4SH-32	

MULTIPLE SPIRAL STEEL WIRE REINFORCED 100R13 / HEAVY DUTY - HIGH IMPULSE

SPECS

- **Temp Range:** -20° F to +212° F
- **Cover:** Oil & Weather Resistant Synthetic Rubber
- **Tube:** Oil Resistant Synthetic Rubber
- **Reinforcement:** 4 spiral plys of Steel Wire wrapping in alternating directions.
- **Safety Factor:** 4:1

ASSEMBLIES p.000

FEATURES

- This is an excellent hydraulic hose for use with petroleum base hydraulic fluids within the temperature ranges agreed upon by us and the manufacture of the fluid. Meets and exceeds SAE J517 100R13.

R13

- Branding: Size SAE 100R12AT 4000PSI W.P. fxs

ID	OD	Length	Oil Resistant Synthetic Rubber					
			5000 PSI					
			Working PSI	Burst PSI	Bend Radius	lbs per ft	Part #	List ft.
3/4”	1.3”	100' +/-	5000	20000	4.9”	117	R13-12	
1”	1.6”	100' +/-	5000	20000	11.8”	155	R13-16	
1-1/4”	2”	100' +/-	5000	20000	16.5”	249	R13-20	
1-1/2”	2.3”	100' +/-	5000	20000	19.7”	313	R13-24	
2”	2.9”	100' +/-	5000	20000	25.2”	464	R13-32	

*OD and Length can vary from end-to-end.

* 10% CUTTING CHARGE FOR ANY LENGTH HOSE NOT LISTED

SAE 100 R4 OIL RETURN HOSE

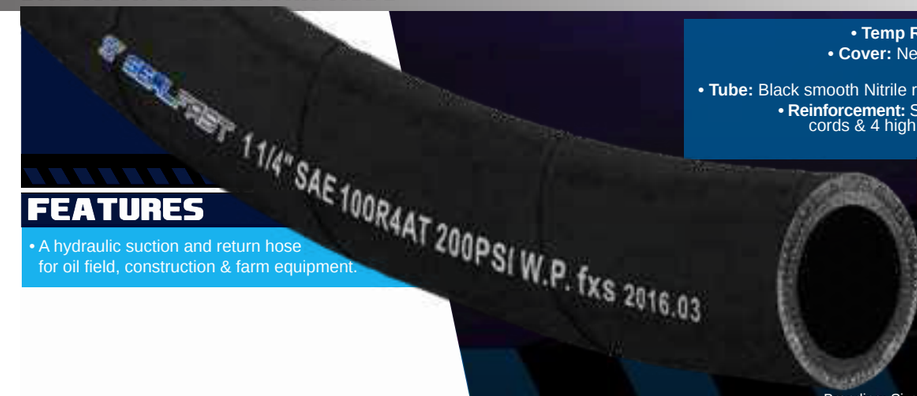

SPECS

- **Temp Range:** -20° F to +212° F
- **Cover:** Neoprene rubber oil, ozone & abrasion resistant
- **Tube:** Black smooth Nitrile rubber for 50% aromatics
- **Reinforcement:** Spiraled high tensile textile cords & 4 highly flexible steel helix wire
- **Safety Factor:** 3:1

ASSEMBLIES p.000

FEATURES

- A hydraulic suction and return hose for oil field, construction & farm equipment.

R4

- Branding: Size SAE 100R4AT 200PSI W.P. fxs

ID	OD	Length	Oil Resistant Synthetic Rubber					
			150 - 300 PSI					
			Working PSI	Burst PSI	Bend Radius	lbs per ft	Part #	List ft.
3/4”	1.25”	100'	300	1200	4.0”	0.41	R4-12	
1”	1.50”	100'	250	1000	5.0”	0.52	R4-16	
1-1/4”	1.73”	100'	200	800	6.0”	0.62	R4-20	
1-1/2”	2.00”	100'	150	600	7.0”	0.73	R4-24	
2”	2.50”	100'	150	600	10”	0.91	R4-32	

*OD and Length can vary from end-to-end.

* 10% CUTTING CHARGE FOR ANY LENGTH HOSE NOT LISTED

HOSES

NYLON SLEEVES

NYLOTEK NYLON PROTECTIVE SLEEVE

SPECS

- **Temp Range:** -20° F to +212° F
- **Cover:**
- **Tube:**
- **Reinforcement:**
- **Safety Factor:**

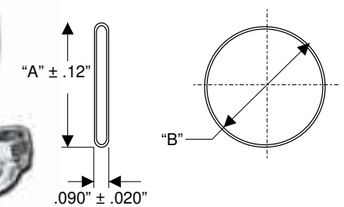

FEATURES

- **Material:** Made of bulk continuous filament nylon.
- **Thickness:** .09" ± .020" double flat.
- **Color:** Standard color is black
- **Flammability:** Passes FMVSS302 horizontal flame test.
- **Temperature:** Ambient temperature of 250º F max.
- **Packaged:** Rolls of 100 & 300 ft.

Details		Nylon		
"A" = Outside Flat	"B" = Normal ID	Part # - 100 ft.	Part # - 300 ft.	List Per ft.
1.19"	0.71"	NPS071-100	NPS071-300	
1.25"	0.77"	NPS077-100	NPS077-300	
1.50"	0.90"	NPS090-100	NPS090-300	
1.50"	0.91"	NPS091-100	NPS091-300	
1.66"	1.00"	NPS100-100	NPS100-300	
1.72"	1.06"	NPS106-100	NPS106-300	
1.88"	1.14"	NPS114-100	NPS114-300	
2.03"	1.25"	NPS125-100	NPS125-300	
2.13"	1.30"	NPS130-100	NPS130-300	
2.25"	1.38"	NPS138-100	NPS138-300	
2.29"	1.42"	NPS142-100	NPS142-300	
2.50"	1.53"	NPS153-100	NPS153-300	
2.56"	1.59"	NPS159-100	NPS159-300	
2.81"	1.75"	NPS175-100	NPS175-300	
3.00"	1.85"	NPS185-100	NPS185-300	
3.31"	2.07"	NPS207-100	NPS207-300	
3.33"	2.09"	NPS209-100	NPS209-300	
3.63"	2.25"	NPS225-100	NPS225-300	
3.81"	2.38"	NPS238-100	NPS238-300	
4.25"	2.64"	NPS264-100	NPS264-300	
4.75"	2.96"	NPS296-100	NPS296-300	
5.31"	3.34"	NPS334-100	NPS334-300	
5.81"	3.66"	NPS366-100	NPS366-300	

Recommendations

- Use band clamps or nylon cable ties to secure sleeve
- Heat treat cut ends to prevent fraying
- If hose has fittings installed a larger diameter sleeve may be required

Benefits

- Excellent protection for hoses from abrasion and cuts
- Useful for bundling 2 or more hoses
- Provides protection to operators of equipment from hydraulic fluids in the event of hose failures
- Reduces downtime by extending life cycles of hoses
- Easy to install allows rubber hose to move freely inside sleeve
- Can be applied over cables, chains, or springs to protect paint finishes

SPIRAL-TEK

SPIRAL-TEK HOSE GUARD©



SPECS

- **Temp Range:** -20° F to +212°
- **Cover:**
- **Tube:**
- **Reinforcement:**
- **Safety Factor:**

FEATURES

- HydraGuard is a Vigin Grade HDPE (high density poly-ethylene) material designed to increase service life in harsh conditions.
- **Temp Range:** -40º C to +138° C
- **Color:** Black, Yellow

Details			Polyethylene		
Size	Length	Hose O.D. Range	Black - Part #	Yellow - Part #	List Per ft.
1/2"	165'	.55 to .78	SHP050B	SHP050Y	
5/8"	165'	.75 to .95	SHP058B	SHP058Y	
3/4"	165'	.86 to 1.18	SHP075B	SHP075Y	
1"	165'	1.18 to 1.49	SHP100B	SHP100Y	
1-1/4"	165'	1.3/8 to 1.75	SHP125B	SHP125Y	
1-1/2"	66'	1.75 to 2.38	SHP150B	SHP150Y	
2"	66'	2.25 to 2.75	SHP200B	SHP200Y	
2-1/2"	66'	3.5 to 3.25	SHP250B	SHP250Y	
3"	66'	3.14 to 3.85	SHP300B	SHP300Y	
4"	39'	3.75 to .45	SHP400B	SHP400Y	
6"	33'	4.5 to 6	SHP600B	SHP600Y	

BEND RESTRICTORS

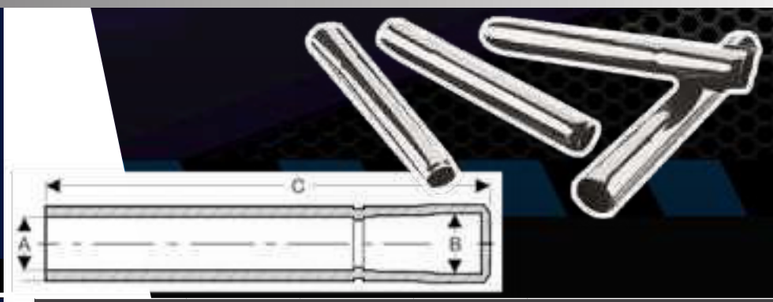

FEATURES

- Tapered design reduces bendin stress near the hose coupling junction, thereby preventing damage & extending the life of the hose. The upper lip firmly attaches to the coupling, holding the restrictor in place & eliminating the use of costly adhesives or clamps.
- Designed to extend the life of variety of hydraulic & pressure washer hoses.

EPDM Rubber					
Size	A	B	C	Part #	List ft.
1/4"	0.67"	0.76"	5.74"	HB 40	
3/8"	0.75"	0.85"	6.43"	HB 60	
1/2"	0.82"	0.93"	6.93"	HB 80	

FIRE JACKETS

SILICONE COATED FIRE JACKETS

SPECS

- **Temp Range:** -65° F to +500° F
- **Cover:**
- **Tube:**
- **Reinforcement:**
- **Safety Factor:**

FEATURES

- Silicone rubber coated fiberglass sl eeve protects hoses, cables & wire from molten metal splash, high heat hazards & occasional exposure to flame. Resistant to hydraulic fluids, fuels & lubricating oils & sheds molten metal splash. Reduces energy loss & offers personnel burn protection through insulating hot oil, steam lines or pipe surfaces. Allows the bundling of cables, hoses & wires while providing excellent thermal & abrasion resistance.
- High bulk braided fiberglass sleeving & coated with a custom compounded silicone rubber designed to form a protective barrier.
- **Color:** Red

Silicone Coated Fiberglass

ID	OD	Part #	List ft.
1/4”	50’	FJ4	
3/8”	50’	FJ6	
1/2”	50’	FJ8	
5/8”	50’	FJ10	
3/4”	50’	FJ12	
7/8”	50’	FJ14	
1”	50’	FJ16	
1-1/4”	50’	FJ20	
1-1/2”	50’	FJ24	
1-3/4”	50’	FJ28	
2”	50’	FJ32	
2-1/2”	50’	FJ40	
3”	50’	FJ48	
4”	50’	FJ64	

NOTES

CAT 6

INDEX

1 MATTING 262

2 SKIRTBOARD 262

3 SHEET RUBBER 263-267

SHEET RUBBER

SHEET RUBBER

CORRUGATED RUNNER MATTING

Well suited for floor protection in offices & plants. Easy to clean.

- 70 Durometer +/- 5
- Elongation: MIN 250%
- Tensile Strength: MIN 500 psi





Thickness	Width	Avg.Length	Avg.lbs.	Fine Ribbed		Flat Ribbed	
				Part #	List ft.	Part #	List ft.
1/8”							
	36”	75'	171	F-4-36		M-4-36	
	48”	75'	211.5	F-4-48		M-4-48	

* Information supplied from RMA Sheet Rubber Handbook

SKIRTBOARD - SPECIFIC WIDTH

Excellent abrasion & weather resistant

- 60 Durometer +/- 5
- Elongation: MIN 300%
- Tensile Strength: MIN 700 psi

Thick-ness	Width	Avg.Length	Avg.lbs.	SBR	
				Part #	List ft.
1/4”					
	3”	50'	20.5	140360	
	4”	50'	27	140460	
	5”	50'	34	140560	
	6”	50'	40.5	140660	
	8”	50'	54	140860	
	10”	50'	67.5	141060	
	12”	50'	81.5	141260	
3/8”					
	3”	50'	30.5	380360	
	4”	50'	40.5	380460	
	5”	50'	50.5	380560	
	6”	50'	61	380660	
	8”	50'	81	380860	
	10”	50'	101.5	381060	
	12”	50'	121.5	381260	
1/2”					
	4”	50'	54	120460	
	5”	50'	67.5	120560	
	6”	50'	81.5	120660	
	8”	50'	108.5	120860	
	10”	50'	135.5	121060	
	12”	50'	162.5	121260	
1-1/2”					
	10”	50'	406.5	151060	

* Information supplied from RMA Sheet Rubber Handbook

SBR SHEET - RED

Good physical properties and abrasion resistance. Poor resistance to petroleumbased fluids.



- Composition: Styrene-Butadiene
- 65 Durometer +/- 5
- Elongation: MIN 200%
- Tensile Strength: MIN 400 psi

Thick-ness	Width	Avg. Length	Avg. lbs.	Red SBR	
				Part #	List ft.
1/16”					
	36"	50'	82	RD-SBR-2-36	
	48"	50'	110	RD-SBR-2-48	
1/8”					
	36"	50'	164	RD-SBR-4-36	
	48"	50'	219	RD-SBR-4-48	
1/4”					
	36"	25'	164	RD-SBR-8-36	
	48"	25'	219	RD-SBR-8-48	

SBR SHEET - CLOTH INSERTED CI - BLACK

Good physical properties and abrasion resistance. Poor resistance to petroleumbased fluids.

- Composition: Polymer- Ethylene-Propylene-diene
- 65 Durometer +/- 5
- Elongation: MIN 300%
- Tensile Strength: MIN 500 psi

Thickness	Width	Avg. Length	Avg. lbs.	SRB	
				Part #	List ft.
1/16”	48” Nylon SBR	50'	103	NI-SBR-2	
1/8”	48” Nylon SBR	50'	207	NI-SBR-4	
1/4”	48” Nylon SBR	25'	207	NI-SBR-8	

PURE GUM

PURE GUM SHEET - TAN

Particularly suited for applications where a soft rubber seal is necessary because applied pressure may be light to effect a satisfactory seal.

- Pure gum is a composition containing a high percentage of rubber & a minimum of other ingredients to produce vulcanization. It is generally recommended for use against hot & cold water.
- 45 Duromete +/- 5
- Elongation: MIN 600%
- Tensile Strength: MIN 2580 psi

Thickness	Width	Avg. Length	Avg. lbs.	Pure Gum	
				Part #	List ft.
1/8”					
	36”	50’	149	PU-GUM-4-36	
	48”	50’	199	PU-GUM-4-48	
1/4”					
	36”	25’	149	PU-GUM-8-36	
	48”	25’	199	PU-GUM-8-48	
3/8”					
	36”	25’	178	PU-GUM-12-36	
	48”	25’	264	PU-GUM-12-48	
1/2”					
	36”	25’	198	PU-GUM-16-36	
	48”	25’	247	PU-GUM-16-48	

NITRILE / NEOPRENE

NITRILE SHEET BUNA-N BLACK

Excellent resistance to petroleum based fluids. Good physical properties.



- ASTM designation: NBR
- Common Name: Buna N
- Polymer: Nitrile-Butadiene
- 60 Durometer +/- 5
- Elongation: MIN 300%
- Tensile Strength: MIN 600 psi

Thickness	Width	Avg. Length	Avg. lbs.	Black Nitrile	
				Part #	List ft.
1/16"	36” BUNA-N	50’	73	CO-NIT-2-36	
1/8"	36” BUNA-N	50’	145	CO-NIT-4-36	
1/4"	36” BUNA-N	25’	145	CO-NIT-8-36	

* Information supplied from RMA Sheet Rubber Handbook

CLOTH INSERTED NEOPRENE - DIAPHRAGM SQUARE WEAVE FABRIC

General application

- Cloth Inserted Neoprene
- 60 Durometer +/- 5
- Elongation: MIN 250%
  Tensile Strength: MIN 600 psi

Thickness	Width	Avg.Length	Avg.lbs.	Neoprene	
				Part #	List ft.
1/16”	48” 3oz Cotton 1ply	50’	98	CI-NE-2	
1/8”	48” 3oz Cotton 1ply	50’	196	CI-NE-4	
1/4”	48” 3oz Cotton 1ply	25’	196	CI-NE-8	

* Information supplied from RMA Sheet Rubber Handbook

NEOPRENE

COMMERCIAL GRADE BLACK NEOPRENE

All rolls come with poly slip liner.

50 Durometer

50

Thickness	Width	Avg. Length	Avg. lbs.	Black Neoprene Part #	Black Neoprene List ft.
1/16”					
	48”	50’	97	CO-NE50-2	
1/8”					
	48”	50’	194	CO-NE50-4	
1/4”					
	48”	25’	194	CO-NE50-8	

- Good weather resistance
- Flame Retarding
- Moderate oil resistance to petroleum based fluids
- Good physical properties
- ASTM designation: CR
- Common Name: Neoprene
- Polymer: Chloroprene
- 50 Durometer +/- 5
- Elongation: MIN 350%
- Tensile Strength: MIN 500 psi

60 Durometer

60

Thickness	Width	Avg. Length	Avg. lbs.	Black Neoprene Part #	Black Neoprene List ft.
1/32”					
	36”	50’	46	CO-NE60-1-36	
1/16”					
	36”	50’	94	CO-NE60-2-36	
	48”	50’	125	CO-NE60-2-48	
1/8”					
	36”	50’	188	CO-NE60-4-36	
	48”	50’	250	CO-NE60-4-48	
1/4”					
	36”	25’	188	CO-NE60-8-36	
	48”	25’	250	CO-NE60-8-48	

- Flame Retarding
- Moderate oil resistance to
- petroleum based fluids
- Good physical properties
- ASTM designation: CR
- Common Name: Neoprene
- Polymer: Chloroprene
- 60 Durometer +/- 5
- Elongation: MIN 300%
- Tensile Strength: MIN 430 psi

70 Durometer

70

Thickness	Width	Avg. Length	Avg. lbs.	Black Neoprene Part #	Black Neoprene List ft.
1/16”					
	36”	50’	75	CO-NE70-2-36	
	48”	50’	97	CO-NE70-2-48	
1/8”					
	36”	50’	146	CO-NE70-4-36	
	48”	50’	194	CO-NE70-4-48	
1/4”					
	36”	25’	146	CO-NE70-8-36	
	48”	25’	194	CO-NE70-8-48	

- Good weather resistance
- Flame Retarding
- Moderate oil resistance to petroleum based fluids
- Good physical properties
- ASTM designation: CR
- Common Name: Neoprene
- Polymer: Chloroprene
- 70 Durometer +/- 5
- Elongation: MIN 350%
- Tensile Strength: MIN 430 psi

* Information supplied from RMA Sheet Rubber Handbook

EPDM/NITRILE

COMMERCIAL GRADE EPDM - BLACK

Excellent ozone, peroxide cured, chemical and aging resistance. Poor resistance to petroleumbased fluids.



- Polymer: Ethylene-Propylene-diene
- 60 Durometer +/- 5
- Elongation: MIN 300%
- Tensile Strength: MIN 800 psi

Thickness	Width	Avg. Length	Avg. lbs.	EPDM Part #	EPDM List ft.
1/16”	48” EPDM	50’	97	CO-EPDM-2	
1/8”	48” EPDM	50’	194	CO-EPDM-4	
1/4”	48” EPDM	25’	194	CO-EPDM-8	

NITRILE SHEET FDA - WHITE

Excellent resistance to petroleum based fluids. Good physical properties. Food grade.

- Polymer: Ethylene-Propylene-diene
- Common Name: Buna N
- 60 Durometer +/- 5
- Elongation: MIN 650%
- Tensile Strength: MIN 1200 psi

Thickness	Width	Avg. Length	Avg. lbs.	Nitrile Part #	Nitrile List ft.
1/16”	48” White FDA	50’	100	WH-FDA-2-48	
1/8”	48” White FDA	50’	100	WH-FDA-4-48	
1/4”	48” White FDA	25’	200	WH-FDA-8-48	

* Information supplied from RMA Sheet Rubber Handbook

CORROSION RESISTANCE OF COUPLING MATERIALS

CAUTION: The following data has been compiled from generally available sources end should not be relied upon without consulting and following the specific recommendations of the manufacturer regarding particular coupling materials.

RATINGS: 1. Excellent 2. Good 3. Fair Conditional x. Not Satisfactory **NOTES:** No rationg indicates no data available

AGENT	Mall. From Steel	Brass	Bronze	Aluminum	Glass	Stainless 410, 416, 430	Stainless 302, 202, 304, 308	Stainless 316	Monel
Acetate, Solvents, Crude		3				2	1	1	2
Acetate, Solvents, Pure		1	1	1		1	1	1	1
Acetic Acid	X	X	X	2	1	X	2	2	2
Acetic Acid Vapor	X	X		3		X	2	2	3
Acetic Anhydride	X	X		2		X	2	2	2
Acetone	1	1	1	1	1	1	1	1	1
Acetylene	1	2		1		1	1	1	2
Alcohols	1	2		1		1	1	1	1
Aluminum Sulfate	X	3	3	3	1	X	3	2	2
Alums	X	3	2	3	1	X	3	2	2
Ammonia Gas	1	X	3	1	3	1	1	1	X
Ammonium Chloride	1	3		1*		3	3	1	1
Ammonium Hydroxide	2	X		2		1	1	1	3
Ammonium Nitrate	1	X		2		1	1	1	3
Ammonium Phosphate (Ammoniacal)		X				1	1	1	2
Ammonium Phosphate (Neutral)		3				1	1	1	2
Ammonium Phosphate (Acid)		3				3	2	1	2
Ammonium Sulfate	1	3				2	1	1	2
Asphalt	1	2				2	1	1	1
Beer	2	2	1	1		X	1	1	1
Beet SugarLiquors	1	2		1		2	1	1	1
Benzene, Benzol	1	1	1	1	1	1	1	1	1
Benzine (petroleum-naphtha)	1	1		1		1	1	1	1
Borax	2	2				1	1	1	1
Boric Acid	X	3		1		3	2	1	1
Butane, Butylene	1	1	1	1		1	1	1	1
Butadiene		1				1	1	1	1
Calcium Bisulfate		X				X	2	1	X
Calcium Hypochlorite	3	3	3	X	3	X	3	2	3
Cane Sugar Liquors	1	2		1		2	1	1	1
Carbon Dioxide (Dry)	1	1		1		1	1	1	1
Carbon Dioxide (Wet & Aqueous Sol)	2	3		2		2	1	1	2
Carbon Disulfide	2	3		2		2	1	1	3
Carbon Tetrachloride	3	1	2	3	1	1	1	1	1
Chlorine (Dry)	2	2	2	1	2	2	2	2	1
Chlorine (Wet)	X	X	3	X	2	X	X	3	3
Chromic Acid		X	X	X	1	3	2	2	3
Citric Acid	X	3		1		3	X	1	2
Coke Oven Gas	1	3		2		1	1	1	2
Copper Sulfate	X	X		X		1	1	1	3
Core Oils		1	1			1	1	1	1
Cottonseed Oil	1	1	1	1		1	1	1	1
Creosote	2	3		1		1	1	1	1
Ethers	2	1		1		1	1	1	1
Ethylene Glycol	2	2				1	1	1	1
Ferric Chloride	X	X	X	X	1	X	X	X	X
Ferric Sulfate	X	X		X		1	1	1	3
Formaldehyde	2	2		2		1	1	1	1

*3 to X at high temperatures. Chemical Chart is reprinted from 1996 RMA Hose Handbook

CORROSION RESISTANCE OF COUPLING MATERIALS

CAUTION: The following data has been compiled from generally available sources end should not be relied upon without consulting and following the specific recommendations of the manufacturer regarding particular coupling materials.

RATINGS: 1. Excellent 2. Good 3. Fair Conditional x. Not Satisfactory **NOTES:** No rationg indicates no data available

AGENT	Mall. From Steel	Brass	Bronze	Aluminum	Glass	Stainless 410, 416, 430	Stainless 302, 202, 304, 308	Stainless 316	Monel
Formic Acid	X	2		X		X	2	1	2
Freon	3	1	1	1		1	1	1	1
Furfural	1	2		1		1	1	1	1
Gasoline (Sour)	3	3		3		3	1	1	X
Gasoline (Refined)	1	1	1	1		1	1	1	1
Gelatin	1	3		1		1	1	1	1
Glucose	1	1		1		1	1	1	1
Glue	1	3		1		1	1	1	1
Glycerine or Glycerol	1	2		1		1	1	1	1
Hydrochloric Acid	X	X	X	X	1	X	X	X	X
Hydrocyanic Acid	3	X		1		3	1	1	2
Hydrofluoric Acid	X	3	3	X	X	X	X	X	X
Hydrogen Fluoride		3				X	X	3	1
Hydrogen	1	1		1		1	1	1	1
Hyrogen Peroxide	X	X		1		1	2	1	2
Hydrogen Sulfide (Dry)	3	3		2		3	2	1	3
Hydrogen Sulfide (Wet)	3	3		2		3	2	1	3
Lacquers and Lacquer Solvents	3	2		1		1	1	1	1
Lactic Acid	X			3			3	2	1
Lime-Sulfur	2	X		2		1	1	2	
Linseed Oil	1	1		1			1	1	1
Magnesium Chloride	3	3		X		3	2	1	1
Magnesium Hydroxide	1	2		X		1	1	1	1
Magnesium Sulfate	2	2		3		1	1	1	1
Mercuric Chloride	3	X		X		X	X	3	X
Mercury	1	X		X		1	1	1	2
Milk	3	3		1		2	1	1	3
Molasses	2	X		2		2	1	1	1
Natural Gas	1	2		1		1	1	1	1
Nickel Chloride		X		X		X	3	2	2
Nickel Sulfate		3		X		3	2	1	1
Nitric Acid	X	X	X	3	1	2	2	2	X
Oleic Acid	2	3		1		2	2	1	1
Oxalic Acid	3	3		2		3	2	1	1
Oxygen	1	1	1	1		1	1	1	1
Palmitic Acid	1	3		1		2	2	1	1
Petroleum Oils (Sour)		3				3	1	1	X
Petroleum Oils (Refined)	1	1	1	1		1	1	1	1
Phosphoric Acid 25%	3	X		3	3	X	3	1	2
Phosphoric Acid 25-50%	X	X		X	3	X	X	2	2
Phosphoric Acid 50-85%	X	X		X	X	X	X	2	2
Picric Acid	3	X		3		2	1	1	X
Potassium Chloride	2	3		3		3	2	1	1
Potassium Hydroxide	3	X		X		1	1	1	1
Potassium Sulfate	2	2		1		1	1	1	1
Propane	1	1				1	1	1	1
Rosin (Dark)	1	2			1	1	1	1	1
Rosin (Light)		X		1		1	1	1	2

*3 to X at high temperatures. Chemical Chart is reprinted from 1996 RMA Hose Handbook

CORROSION RESISTANCE OF COUPLING MATERIALS

CAUTION: The following data has been compiled from generally available sources end should not be relied upon without consulting and following the specific recommendations of the manufacturer regarding particular coupling materials.

RATINGS: 1. Excellent 2. Good 3. Fair Conditional x. Not Satisfactory

NOTES: No rationg indicates no data available

AGENT	Mall. From Steel	Brass	Bronze	Aluminum	Glass	Stainless 410, 416, 430	Stainless 302, 202, 304, 308	Stainless 316	Monel
Shellac		2		2		1	1	1	1
Sludge Acid		X				X	X	3	2
Soda Ash (Sodium Carbonate)	1	2		X		1	1	1	1
Sodium Bicarbonate	3	1		X		1	1	1	1
Sodium Bisulfate	X	3		3		X	1	1	1
Sodium Chloride	2	3	2	X	1	3	2	1	1
Sodium Cyanide	2	X		X		1	1	1	2
Sodium Hydroxide	3	X	3	X	X	2	2	2	1
Sodium Hypochlorite	X	X		X		X	3	2	3
Sodium Metaphosphate	X	3		1		2	1	1	1
Sodium Nitrate	1	3		1		1	1	1	1
Sodium Perborate	3	3		1		1	1	1	1
Sodium Peroxide	3	3		1		1	1	1	1
Sodium Phosphate (Alkaline)		3				1	1	1	1
Sodium Phosphate (Neutral)		2				1	1	1	1
Sodium Phosphate (Acid)		2				X	2	1	1
Sodium Silicate	1	3		X		1	1	1	1
Sodium Sulfate	1	2		3		1	1	1	1
Sodium Sulfide	1	X				1	1	1	2
Sodium Thiosulfate (Hypo)	3	X		X		1	1	1	2
Stearic Acid	3	3		3		2	2	1	1
Sulfate Liquors		X				1	1	1	2
Sulfur	2	X		2		2	2	1	3
Sulfur Chloride	X	X				X	3	2	2
Sulfur Dioxide (Dry)	2	1		1		1	1	1	1
Sulfur Dioxide (Wet)		X				X	2	1	X
Sulfuric Acid 10%	X	X	3	3		X	X	2	2
Sulfuric Acid 10-75%	X	X	X	X		X	X	X	2
Sulfuric Acid 75-95%	3	X	X	X		3	3	2	3
Sulfuric Acid 95%	2	X	X			2	2	2	X
Surlfurous Acid	X	X		X		X	3	2	X
Tannic Acid	3	3	1	X			1	1	1
Tar	1	2		1		2	1	1	1
Toluene, Toluol	1	1		1		1	1	1	1
Trichlorethylene	3	1		3		1	1	1	1
Turpentine		3		1		3	1	1	1
Varnish	2	2				1	1	1	1
Vegetable Oils	1	2		1		1	1	1	1
Vinegar	3	3		3		3	2	1	2
Water (Acid Mine Water)	3	X		3		2	1	1	3
Water (Fresh)	3	1		1		1	1	1	1
Water (Salt)	3	3	2	X		3	2	2	1
Whiskey	X	2				3	1	1	2
Wines	X	2				3	1	1	2
Xylene, Xylol	2	1		1		1	1	1	1
Zinc Chloride	X	X		X		3	2	1	1
Zinc Sulfate	3	3		3		3	2	1	1

*3 to X at high temperatures.

Chemical Chart is reprinted from 1996 RMA Hose Handbook

OIL & GASOLINE RESISTANCE

Rubber hose is used to convey petroleum products both in the crude and refined stages. The aromatic content of refined gasoline is often adjusted to control the octane rating. The presence of aromatic hydrocarbons in this fuel generally has a greater effect on rubber components than do aliphatic hydrocarbons. Aromatic materials in contact with rubber tend to soften it and reduce its physical properties. For long lasting service, the buyer of gasoline hose should inform the hose manufacturer of the aromatic content of the fuel to be handled so that the proper tube compound can be recommended for the specific application.

The effects of oil on rubber depend on a number of factors that include the type of rubber compound, the composition of the oil, the temperature and time of exposure. Rubber compounds can be classified as to their degree of oil resistance based on their physical properties after exposure to a standard test fluid. In this RMA classification, the rubber samples are immersed in IRM 903 oil at 100°C for 70 hours. (See ASTM Method D-471 for a detailed description of the oil and the testing procedure.) As a guide to the user of hose in contact with oil, the oil resistance classes and a corresponding description are listed.

PHYSICAL PROPERTIES AFTER EXPOSURE TO OIL:

		VOLUME CHANGE MAXIMUM	TENSILE STRENGTH RETAINED
CLASS A	(HIGH OIL RESISTANCE)…….....	**+25%**	**80%**
CLASS B	(MEDIUM/HIGH OIL RESISTANCE)……....	**+65%**	**50%**
CLASS C	(MEDIUM OIL RESISTANCE)…….....	**+100%**	**40%**

CHEMICAL RECOMMENDATIONS

The materials being handled by flexible rubber hose are constantly increasing in number and diversity. T o assist in the selection of the proper elastomer for the service conditions encountered, the following table has been prepared. The reader is cautioned that it is only a guide and should be used as such, as the degree of resistance of an elastomer with a particular fluid depends upon such variables as temperature, concentration, pressure, velocity of flow, duration of exposure, aeration, stability of the fluid, etc. Also variations in elastomer types and special compounding of stocks to meet specific service conditions have considerable influence on the results obtained. When in doubt, it is always advisable to test the tube compound under actual service conditions. If this is not practical, tests should be devised that simulate service condtions or the hose manufacturer contacted for Recommendations.

The following table lists the more commonly used materials, chemicals, solvents, oils, etc. The recommendation are based on room temperature and pressure conditions normally recommended for the particular type of hose being used. Where conditions beyond this can be met readily, they have been so indicated; where conditions are not normal and cannot be readily met, the hose manufacturer should always be consulted. The table does not imply conformance to the Food & Drug Administration requirements of Federal or State Laws when handling food products.

TABLE OF CHEMICAL, OIL & SOLVENT RESISTANCE OF HOSE:

WARNING: The following data has been compiled from generally available sources and should not be relied upon without consulting and following the hose manufacturer's specific chemical recommendations. Neglecting to do so might result in failure of the hose to fulfill its intended purpose, and may result in possible damage to property and serious bodily injury.

RESISTANCE RATING

A - Good Resistance, usually suitable for service.

F - Fair Resistance, the chemical has some deteriorative effects, but the elastomer is still adequate for moderate service.

C- Depends on Condition, moderate service may be possible if chemical exposure is limited or infrequent.

X- Not recommended, unsuitable for service.

I - Insufficient Information, not enough data available at the time of publication to determine rating.

RELASTOMERS/PLASTICS

NR- Natural Rubber
IR - Isoprene, synthetic
SBR - Styrene-butadiene
CR- Chloroprene
NBR - Nitrile-butadiene
IIR- Isobutene-isoprene
CSM - Chloro-sulfonyl-polyethylene
EPDM - Ethylene-propylene-diene-terpolymer
MQ - Dimethyl-polysiloxane
FKM- Fluoracarbon rubber
CM - Chloro-polyethylene
ECO/CO- Ephichlorohydrin
EXLPE- Chloro-sulfonyl-polyethylene

ELASTOMERS

Commonly used Elastomers: **Special Elastomers:**

(Maximum Temperature 100° F (38°C) Unless Otherwise Specified

MATERIAL	NR lor IR	SBR	CR	NBR	IIR	CSM	EPDM	MQ	FKM	CM	ECO CO	XLPE
Acetic Acid, Dilute, 10%	F	C	C	C	A	C	A	A	X	A	F	A
Glacial	C	X	X	X	F	C	F	F	X	A	X	A
Anhydride	C	C	F	F	F	A	I	C	X	A	X	A
Acetone	A	A	F	X	A	F	A	A	X	A	X	A
Acetylene	A	A	F	A	A	F	A	C	A	I	I	I
Air 150°F (65°C)	A	A	A	A	A	A	A	A		A	A	A
Aluminum Chloride 150°F (65°C)	A	A	A	A	A	A	A	A	A	A	A	A
Aluminum Fluoride 150°F (65°C)	A	A	A	A	A	A	A	F			A	A
Aluminum Sulfate 150°F (65°C)	A	A	A	A	A	A	A	A	A	A	I	A
Alums 150°F (65°C)	A	A	A	A	A	A	A	A		A	I	A
Ammonia Gas	A	A	A	A	A	A	A	A	X	A	I	A
Ammonium Chloride	A	A	A	A	A	A	A	C	A	A	A	A
Ammonium Hydroxide	C	F	F	F	A	A	A	A	A	A	I	A
Ammonium Nitrate	A	A	A	A	A	A	A	A		I	A	A
Ammonium Phosphate, monobasic	A	A	A	A	A	A	A	A		A	I	A
dibasic	A	A	A	A	A	A	A	A		I	I	A
tribasic	A	A	A	A	A	A	A	A		I	I	A
Ammonium Sulfate	A	A	A	A	A	A	A	A	A	A	I	A
Amyl Acetate	F	X	X	X	F	X	A	A	X	C	X	A
Amyl Alcohol	A	A	A	A	A	A	A	A	A	A	A	A
Aniline, Aniline Oil	X	X	C	X	A	X	C	C	A	C	X	A
Aniline Dyes	F	F	F	F	A	F	C	C			I	I
Asphalt	X	X	F	F	X	F	X		A		A	X
Barium Chloride 150°F (65°C)	A	A	A	A	A	A	A	A	A	A	A	A
Barium Hydroxide 150°F (65°C)	A	A	A	A	A	A	A	A	A	A	A	A
Barium Sulfide 150°F (65°C)	A	A	A	A	A	A	A	A	A	I	A	A
Beer	A	A	A	A	A	A	A	A	A	I	A	A
Beet Sugar Liquors	A	A	A	A	A	A	A	A	A	I	I	A
Benzene, Benzol	X	X	X	C	X	X	X	C	A	C	X	A
Benzine, petroleum ether and												
Benzine, petroleum naphtha	X	X	C	F	X	F	X	C	A		I	A
Black Sulfate Liquor	A	A	A	A	A	A	A	A		I	I	A
Blast Furnace Gas	C	C	A	C	C	C	C	C	A	I	I	A
Borax	A	A	A	A	A	A	A	A	A	I	I	A
Boric Acid	A	A	A	A	A	A	A	A	A	I	A	A
Bromine	X	X	X	X	X	C	X	F	A	C		F
Butane	X	X	F	A	X	A	X	A	A	A	A	A
Butyl Acetate	C	X	X	X	F	X	F	A	X	F	X	A
Butyl alcohol, butanol	A	A	A	A	A	A	A	A	A	F	I	A
Calcium bisulfate	C	C	A	A	F	A	F	C	A	A	I	A
Calcium chloride	A	A	A	A	A	A	A	A	A	A	A	A
Calcium hydroxide	A	A	A	A	A	A	A	A	A	A	A	A
Calcium hypochlorite	X	X	X	X	A	F	A	C	A	A	F	F
Caliche liquors	A	A	A	A	A	A	A				I	A
Cane sugar liquors	A	A	A	A	A	A	A	A	A	A	A	A
Carbolic acid, phenol	C	C	C	C	C	C	A	A	A	A		A
Coke oven gas	C	C	C	C	C	A		A	X	A	X	C
Copper chloride 150°F (65°C)	C	A	F	A	A	F	A	A	A	A	I	A
Copper sulfate 150°F (65°C)	C	A	A	A	F	A	A	A	A	A	A	A
Corn oil	X	C	F	A	A	F	C	A	A	A	A	A
Cottonseed oil	X	C	F	A	A	F	C	A	A	A	I	A
Creosote, coal tar	X	X	F	A	X	F	X	C	F		X	A
Wood	X	X	F	A	X		X	C	A			A
Creosols, cresylic acid	C	X	X	C	C	F	X	C		F		A
Ethers	C	C	C	C	C	F	X	C	X	A		A
Ethyl acetate	F	X	X	X	F	X	F	F	X	F	X	A
Ethyl alcohol	A	A	A	A	A	A	A	A	A	A	A	A
Ethyl cellulose	F	F	F	F	F		F	C	X	F		A
Ethyl chloride	A	F	F	X	A	F	A	C	F	F	F	F
Ethylene glycol	A	A	A	A	A	A	A	A	A	A	A	A
Ferric chloride 150°F (65°C)	A	A	A	A	A	A	A	A	I	A	A	A
Ferric Sulfate 150°F (65°C)	A	A	A	A	A	A	A	A	A	A	A	A
Formaldehyde	A	A	C	A	A	A	A	A	A	A	F	A
Formic acid	A	A	C	F	A	A	A	A	X	A	F	F
Fuel oil	X	X	A	A	X	F	X	C	A	F	A	A
Furfural	X	C	C	X	A	F	C	C	X	A	X	A
Gasoline, Non Leaded	X	X	X	A	X	X	X		A	C	A	A
Gasoline, + MTBE	X	X	X	A	X	X	X	C	A	C	A	A
Hi-test-+ MTBE	X	X	X	A	X	X	X	C	A	C	A	A
Gelatin	A	A	A	A	A	A	A	A	A		A	A
Glucose	A	A	A	A	A	A	A	A	A		A	A
Glue	F	F	A	A	F	A	A	A	C		A	A
Glycerine, glycerol	A	A	A	A	A	A	A	A	A	A	A	A
Green sulfate liquor	A	A	A	A	A	A	A	A	A	A	A	A
HFC-134A	F	X	A	A	A	F	A		X	F		A
Hydraulic fluids												
Petroleum	X	X	A	A	X	F	X			A	A	

Chart is reprinted from 1996 RMA Hose Handbook

ELASTOMERS

Commonly used Elastomers: **Special Elastomers:**

(Maximum Temperature 100° F (38°C) Unless Otherwise Specified

MATERIAL	NR lor IR	SBR	CR	NBR	IIR	CSM	EPDM	MQ	FKM	CM	ECO CO	XLPE
Phosphate ester alkyl	X	X	C	X	A	X	A			A	X	
Phosphate ester arly	X	X	X	X	C	X	C			C	X	
Phosphate ester blends		X	X	X	X	X	X	C			C	X
Silicate ester	X	X	C	C	X	C	X			C	C	
Water-Glycol	A	A	A	A	A	A	A		A	A	A	
Hydrobromic acid	C	X	C	C	A	A	A	C	A	A		I
Hydrochloric acid	A	X	X	X	C	C	C	C	A	A	X	A
Hydrocyanic acid	F	F	C	F	C	A	C	A	A			A
Hydrofluoric acid	X	X	X	X	C	A	C	X	A	A		A
Hydrofluosilicic acid	A	F	F	F	A		A	A	A	A		I
Hydrogen Gas	F	F	A	A	A		A	A	A		A	A
Hydrogen peroxide	X	X	C	C	C	C	C	A	A	A		I
Hydrogen sulfide, dry	C	C	F	C	A	A	A	C	F			A
wet	C	C	F	C	A	A	A	C	C		F	A
Kerosene	X	X	F	A	X	C	X	C	A	A	A	A
Lacquers	X	X	X	X	C	X	X		X		X	F
Lacquers solvents	X	X	X	X	C	X	X		X		X	F
Lactic acid	C	C	C	C	C	A	C	A	A			A
Linseed oil	C	X	F	A	A	A	A	A	A	A	A	A
Lubricating oil, crude	X	X	F	A	X	C	X	C	A		A	A
refined	X	X	F	A	X	C	X	C		A	A	A
Magnesium chloride 150°F (65°C)	A	A	A	A	A	A	A	A	A	A	A	A
Magnesium hydroxide 150°F (65°C)	A	F	F	F	A	A	A	F	A	A	A	A
Magnesium sulfate 150°F (65°C)	A	A	A	A	A	A	A	A	A	A	A	A
Mercuric chloride	F	F	C	F	A	A	A	A	A		A	A
Mercury	A	A	A	A	A	A	A	A	A		A	A
Methyl alcohol, methanol	A	A	A	A	A	A	A	A	C	A	F	A
Methyl chloride	C	C	C	C	C	X	C	X	A			F
Methyl ethly ketone	X	X	X	X	F	C	A	C	X	C	X	A
Methyl isopropyl ketone	X	X	X	X	F	C	C	C	X	F	X	A
MTBE												A
Milk	C	C	F	F	A	A	A	A	A	A	A	A
Mineral oils	X	C	F	A	X	F	X	A	A	A	A	A
Natural gas	C	C	A	A	C	A	X	C	A	A	A	A
Nickel chloride 150°F (65°C)	A	A	A	A	A	A	A	A	A	A	I	A
Nickel sulfate 150°F (65°C)	A	A	A	A	A	A	A	A	A	A	I	A
Nitric acid, crude	X	X	X	X	C	C	X	X	C	A	X	F
Diluted 10%	X	X	C	X	C	C	X	X	C	A	X	F
Concentrated 70%	X	X	X	X	C	C	X	X	C	X	X	F
Nitrobenzene	X	X	X	X	X	X	X	C	F	C	X	A
Oleic acid	X	F	C	F	F	F	F	A	C	A		A
Oleum spirits	X	C	C	C			I		C			I
Oxalic acid	F	C	F	F	A	A	A	A	A	A	F	A
Oxygen	F	C	A	C	A		A	A	A	A	F	A
Palmitic acid	X	F	A	A	F	F	F	C	A	A	F	A
Perchlorethylene	X	X	X	C	X	X	X	C	A	C	F	A
Petroleum oils and crude 200°F (95°C)	X	X	F	A	X	C	X	C	A	C	F	A
Phosphoric acid, crude	A	C	C	C	C	A	C	C	A	A		A
pure 45%	A	C	C	C	C	A	C	C	A	A		I
Picric acid, molten	C	C	C	C	C		I					I
water solution	A	C	F	F	A	A	I	A	A			I
Potassium chloride	A	A	A	A	A	A	A	A	A	A	A	A
Potassium cyanide	A	A	A	A	A	A	A	A	A	A	A	A
Potassium hydroxide	F	F	C	C	A	A	A	A	C	A	A	A
Potassium sulfate	A	A	A	A	A	A	A	A	A	A	A	A
Propane	X	X	F	A	X	F	X	A	A	A	A	A
Sewage	C	C	F	A	C	A	C	C	A		I	A
Soap solutions	A	A	F	A	A	A	A	A	A	A	A	A
Soda ash, sodium carbonate	A	A	A	A	A	A	A	A	A	A	A	A
Sodium bicarbonate, baking soda	A	A	A	A	A	A	A	A	A	A	A	A
Sodium bisulfate	A	A	A	A	A	A	A	A	A	A	A	A
Sodium chloride	A	A	A	A	A	A	A	A	A	A	A	A
Sodium cyanide	A	A	A	A	A	A	A	A	A	A	A	A
Sodium hydroxide	F	F	C	C	A	C	A	A	C	A	F	A
Sodium hypochlorite	X	X	X	X	A	F	A	C	A	A	F	F
Sodium metaphosphate	A	A	C	A	A	F	A	A	A	A	I	A
Sodium nitrate	C	C	C	C	A	A	A	C		A	A	A
Sodium perborate	C	C	C	C	A	A	A	A	A			A
Sodium peroxide	C	C	C	C	A	A	A	C	A			A
Sodium phosphate,monobasic	A	F	C	F	A	A	A	A	A	A		A
dibasic	A	F	C	F	A	A	A	A				A
tribasic	A	F	C	F	A	A	A	A				A
Sodium silicate	A	A	A	A	A	A	A	A	A	A	I	A
Sodium sulfate	A	A	A	A	A	A	A	A	A	A	A	A

Chart is reprinted from 1996 RMA Hose Handbook

TECHNICAL DATA

ELASTOMERS

Commonly used Elastomers: **Special Elastomers:**

MATERIAL	NR lor IR	SBR	CR	NBR	IIR	CSM	EPDM	MQ	FKM	CM	ECO CO	XLPE
	(Maximum Temperature 100° F (38°C) Unless Otherwise Specified											
Sodium sulfide	A	A	A	A	A	A	A	A	A	A	I	A
Sodium thiosulfate, "hypo"	A	A	A	A	A	A	A	A	A	A	I	A
Soybean oil	X	C	F	A	A	A	A	A	A	A	A	A
Stannic chloride	A	A	A	A	F	A	F	A	A	A	I	A
Steam 450°F (230°C)	C	C	C	C	A	A	F	C	X		X	X
Stearic acid	X	X	C	F	F	C	F	A	I		F	A
Sulfur	F	F	A	F	A	A	A	F	A		F	C
Sulfur chloride	X	X	C	C	X	A	X	C	A			A
Sulfur dioxide , dry	C	C	C	C	C	A	C	A	A		I	I
Sulfur trioxide, dry	X	C	C	C	C	F	C	A	A			I
Sulfuric acid, 10%	A	A	A	A	A	A	A	A	A	A	A	A
11%-75%	C	C	C	C	F	A	C	C	A	A	F	A
76%-95%	X	X	X	X	C	A	X	X	A	X	X	A
fuming	X	X	X	X	X	X	X	X	X	X	X	X
Sulfurous acid	C	C	C	C	C	A	C	C	A	A	C	A
Tannic acid	A	C	A	C	A	A	A	A	A	A	I	A
Tar	X	X	C	C	X	C	X	C	F		F	X
Tartaric acid	A	C	C	C	F	A	F	A	A	A	F	A
Toluene, toluol	X	X	X	C	X	X	X	C	A	C	X	A
Trichloroethylene	X	X	X	X	X	X	X	C	A	C	X	A
Turpentine	X	X	X	F	X	X	X	C	A	F	A	A
Vinegar	C	C	C	C	A	A	A	A	A	A		A
Water, acid mine	A	A	C	A	A	A	A	A	A	A	I	A
Water, fresh	A	A	C	A	A	A	A	A	A	A	A	A
distilled	A	A	C	A	A	A	A	A	A	A	A	A
Whiskey and wines	A	A	A	C	A	A	A	A	A	A	I	A
Xylene.xylol	X	X	X	C	X	X	X	C	A	X	X	A

NOZZLES - SPECS

Nozzle Style & Size	Inlet PSI	Pressure KPA	Straight GPM	Stream IPM	30 GPM	30 IPM	60 GPM	60 IPM	90 GPM	90 IPM
	50	345	18	68	21	79	24	91	27	102
10464	75	517	22	83	25	95	28	106	32	121
1"	100	690	24	91	28	106	32	121	36	136
	50	345	45	170	50	189	55	208	60	227
10464	75	517	50	189	55	208	65	246	75	284
1-1/2"	100	690	55	208	60	227	75	284	85	322
	50	345	90	341	120	454	130	492	145	549
10464	75	517	100	379	140	530	150	568	180	681
2-1/2"	100	690	110	416	165	625	180	681	205	776

Threads Per Inch				
1-1/2" Size	2.100 (NYFD)	1.990 (NST)	2.093 (NYCORP)	1.878 (NPSH)

Threads Per Inch				
	6"	7"	7-1/2"	8"
2-1/2"	3.058	3.13	2.990 (CHICAGO)	3.062
	3.093		3.062 (NST)	3.093
	3.125		3.125 (DETROIT)	3.140
	3.156			3.156
	3.187			3.312
	3.234			3.031 (NYFD)
	3.250			3.00 (NY CORP)
	3.312			2.841 (NPSH)
	3.062 (PITTSBURGH)			3.78 (CLEVELAND)

Chart is reprinted from 1996 RMA Hose Handbook

INDEX

CAT 1 6-139

1 CAM & GROOVE 6-33

Female NPT X Male Adapter ..... TYPE A 6
Female Coupler X Male NPT ..... TYPE B 7
Female Coupler X Shank ..... TYPE C 8
Female Coupler X NPT ..... TYPE D 9
Male Adapter X Shank ..... TYPE E 10
Male Adapter X Male NPT ..... TYPE F 11
Dust Cap ..... TYPE DC 12
Dust Plug ..... TYPE DP 13

SEALFAST 356-T6 PERMIUM

Female NPT X Male Adapter ..... TYPE A 14
Female Coupler X Male NPT ..... TYPE B 14
Female Coupler X Shank ..... TYPE C 14
Female Coupler X NPT ..... TYPE D 14
Male Adapter X Shank ..... TYPE E 15
Male Adapter X Male NPT ..... TYPE F 15
Dust Cap ..... TYPE DC 15
Dust Plug ..... TYPE DP 15

CRIMP SHANK

Female Coupler X Shank ..... TYPE C 16
Male Coupler X Shank ..... TYPE E 16

BSPT

Female BSPT X Male Adapter ..... TYPE A 17
Female Coupler X Male BSPT ..... TYPE B 17
Female Coupler X Female BSPT ..... TYPE D 17
Male Adapter X Male BSPT ..... TYPE F 17

SELF LOCKING

Female Coupler X Male NPT ..... TYPE B 18
Female Coupler X Shank ..... TYPE C 18
Female Coupler X Shank ..... TYPE CR 18
Female Coupler X Male Adapter ..... TYPE DA 18
Female Coupler X Female NPT ..... TYPE D 19
Dust Cap ..... TYPE DC 19
Female Coupler X Female Coupler .. TYPE DD 19

SEALFAST ELBOW

90° Male Coupler X Female NPT .... TYPE A 20
90° Female Coupler X Male NPT .... TYPE B 20
90° Female Coupler X Shank ..... TYPE C 20
90° Female Coupler X Female NPT .. TYPE D 20
90° Male Adapter X Shank ..... TYPE E 20
90° Male Adapter X Male NPT ..... TYPE F 20
90° Female Coupler X Male ..... TYPE DA 21
45° Female Coupler X Male ..... TYPE DA 21
90° Female Coupler X Female ..... TYPE DD 21
45° Female Coupler X Male ..... TYPE DD 21
15° Female Coupler X Male NPT..... TYPE DD 21

SPECIALTY

Socket Weld X Adapter ..... TYPE AW 22
Socket Weld X Coupler ..... TYPE DW 22
Flanged Adapter - 150# ..... TYPE FA 22
Flanged Coupler - 150# ..... TYPE FC 22
Lockable Dust Cap ..... TYPE DCL 22
Spool Adapter Male x Male ..... TYPE SA 23
Spool Adapter Male x Male w/Tap ..... TYPE SA- 23
Spool Adapter Female x Female ..... TYPE DD 23
Spool Adapter Female x Female w/Tap TYPE DD- 23
Reducing Coupler x Adapter FXM ..... TYPE DA 24
Reducing Coupler x Adapter FXM w/Tap TYPE DA- 24
Reducing A Male Adapter x Female NPT ... TYPE AR 24
Reducing B Female Coupler x Male NPT .. TYPE BR 24
Reducing B Female Coupler x Male NPT .. TYPE BLN 24
Reducing C Female Coupler x Shank ..... TYPE CR 25
Reducing D Female Coupler x Female NPT.. TYPE DR 25
Reducing E Male Adapter x Shank ..... TYPE ER 25
Reducing F Male Adapter x Male NPT ..... TYPE FR 25
Hydrant Adapter w/Fire Threads ..... TYPE HA 25
Thread Reducer Female NPSM x Male NPT 26
Thread Reducer Female BSP x Male NPT 26
Thread Increaser M NPT x F NPT x M NPT 26
Thread Reducer Male NPT x Female NPT 26
Pipe Cap 26

TTMA

Male Adapter X TTMA 27
Female Coupler X TTMA 27
Female NPT X TTMA 27
Male NPT X TTMA 27

HANDLES

Replacement Handles, Rings & Pin Kits 28-29

GASKETS

Replacement Gaskets 30-31

2 CRIMPTEK 32-39

CAM LOCK

Female Coupler X Shank ..... TYPE C 32
Male Adapter X Shank ..... TYPE E 32

COMBO NIPPLES

NPT Threaded 33
Weld Bevel 33
Grooved 33
KC Turnback Female Coupler x Shank 33

SLEEVES

Zinc Plated, 304 SS, Aluminum 34-35

FERRULES

Zinc Plated, 304 SS 36-37

CRIMPING PROCESS

SEALFAST STEPS 38-39

3 FUEL TANKER 40-55

LIQUID
API Valves - Adapter Bottom Loading & Unloading ... 40-42
API Gravity Drop Adapter ... 41
API Dust Cap, Glass & Gaskets ... 41
Gravity Drop Adapters ... TYPE GA ... 42
Gravity Drop Adapters ... TYPE GB ... 42
Gravity Drop Adapter - 2 piece ... 43
Drop Elbow - 918 Series Dual Point "D" Handle ... 44
Fill Adapter - Top Seal Dual Point ... 44
Drop Elbow - 919 Series Dual Point "Lever" Handle ... 45
Extension Kit - For 919 Elbow ... 45
Coaxial Drop Elbow - 922 Series Single Point "D" Handle ... 46
Fill Adapter - Top Seal Dual Point ... 46
Fuel Inlet/Outlet Adapters & Couplers ... 47
TTMA Adapters & Couplers ... 48
Fuel Tanker Components - Liquid ... 49

VAPOR
Drop Elbow - 818 Series Dual Point ... 50
Poppet Assembly Adapter - Dual Point Swivel Adapter ... 51
Recovery Coupler w/Probe ... 52
Adapter w/Poppet x Female NPSH ... 52
Fuel Tanker Components - Dry ... 53

REPAIR DIAGRAMS - Parts List
API Valves ... 54
Drop Elbow 918 & 919 ... 55

4 DRY DISCONNECTS 56-59

COUPLERS
Coupler x Female NPT ... 56
Repair Kits ... 56

ADAPTERS
Adapter x Female NPT ... 57
Repair Kits ... 57

REPAIR DIAGRAMS - Parts List
Coupler ... 58
Adapter ... 59

5 SHANK 60-63

PIN LUG
Aluminum & Brass - NPSH & NST ... 60
Polypropylene - NPSH ... 61
Replacement Gaskets ... 61
Spanner Wrench ... 61

HOSE NIPPLE
Long Shank Hex Swivel w/NPSH Threads ... 62
Hose Menders ... 62
Short Shank ... 63
Male NPT X Hose Barb ... 63

6 BAUER TYPE 64-65
Hose Shank - Male X Female ... 64
Flanged Male X Female ... 64
Male NPT Male X Male Female NPT ... 65
Replacement Parts ... 65

7 RING LOCK 66
Hose Shank - Male X Female ... 66
Replacement Parts ... 66

8 SANDBLAST & CROWFOOT 67-68
Hose Ends & Nozzle Holders ... 67
Replacement Gaskets-Screws-Washers ... 67
Hose Ends ... 68
Female NPT ... 68
Male NPT ... 68
Triple Connection ... 68
Blank End ... 68
Four Lug - Hose End ... 68
Four Lug - Female NPT ... 68

9 GROUND JOINTS 69
Ground Joints ... 69
Male Spud ... 69
Double Spud ... 69
Universal Clamps ... 69

10 FOOT VALVES/ STRAINERS 70-71
Foot Valves ... 70
Replacement Parts ... 70
Strainers ... 71
Poly Strainers ... 71
SS Strainers ... 71
Funnel Strainers ... 71
VisionFlow™ ... 71
Assemblies ... 71
Pump Filters ... 71

11 BRASS FITTINGS 72-77
Grip-On ... 72
Hose Shanks ... 73
Shank Couplers - Long Shank ... 74
Shank Couplers - Short Shank ... 74
Garden Hose ... 74
Garden Hose Nozzles ... 74
Garden Hose Fittings ... 75
Ferrules ... 76
Crimping Tools ... 77

12 QUICK CONNECT 78-81

INDUSTRIAL
Sockets 1/4" Body ... 78
Plugs 1/4" Body ... 78

AUTOMOTIVE
Sockets 1/4" Body ... 79
Plugs 1/4" Body ... 79

PRESSURE WASHER
Straight Sockets ... 80
Straight Plugs ... 80
Hose Assemblies ... 80
Hose Couplers ... 80
Recoil Air Hose ... 81
Industrial Air/Water Hose ... 81
Blow Guns ... 81

13 HYDRAULICS 82-103

QUICK CONNECT TYPE A
Sockets ... 82
Plugs ... 82

QUICK CONNECT TYPE B
Sockets ... 83
Plugs ... 83

QUICK CONNECT FLAT FACE
Sockets ... 84
Plugs ... 84

WING NUT
Sockets ... 85
Plugs ... 85

THREAD INFORMATION
NPTF, NPSM, JIC 37, ORB, ORF ... 86-87

COUPLINGS - HY Series
NPTF Male - Rigid ... 88
NPTF Male - Swivel ... 88
NPTF Male - 90° Swivel ... 88
NPSM Female - Swivel ... 88
ORB Male - Rigid ... 89
ORB Male - Swivel ... 89
ORB Male - 90° Swivel ... 89
JIC 37° Male - Rigid ... 90
JIC 37° Female - Swivel ... 90
JIC 37° Female - 45° Swivel ... 90
JIC 37° Female - 90° Swivel ... 90
SAE 45° Female - Swivel ... 91
ORFS Male - Rigid ... 91
ORFS Female - Swivel ... 91
ORFS Female - 45° Swivel ... 91
ORFS Female - 90° Swivel ... 91

COUPLINGS - 43 Series
NPTF Male - Rigid ... 92
NPTF Male - Swivel ... 92
JIC 37° Male - Rigid ... 92
JIC 37° Female - Swivel ... 92
JIC 37° Female - 45° Swivel ... 93
JIC 37° Female - 90° Swivel ... 93
SAE 45° Male - Rigid ... 93
SAE 45° Male - Swivel ... 93
Code 61 - Flange Head ... 94
Code 61 - Flange Head 45° Elbow ... 94
Code 61 - Flange Head 90° Elbow ... 94
Code 62 - Flange Head ... 95
Code 62 - Flange Head 45° Elbow ... 95
Code 62 - Flange Head 90° Elbow ... 95
ORFS Male - Rigid ... 96
ORFS Female - Swivel Long ... 96
ORFS Female - 45° Swivel ... 97
ORFS Female - 90° Swivel ... 97

ADAPTERS
Swivel Pipe ... 98
37° Flare to Pipe ... 98 -100
NPTF Pipe Adapters & Bushing ... 100
JIC to O-Ring ... 101
Male O-Ring Boss ... 101
37° Flare to Pipe ... 102
JIC to O-Ring ... 102
O-Ring Boss to Swivel ... 103
JIC Caps ... 103
Thread Sealants - Anti-Seize ... 103

14 CLAMPS 104-126

BOLT
One Bolt ... 104
Two Bolt ... 105
Double Bolt/USA Sized ... 106

UNIVERSAL
Universal ... 106

SPIRAL
Spiral ... 106

MIKALOR
Bolt ... 107

SEAL FAST
Preformed Stainless ... 108
201 SS Strap & Buckles ... 108
Center Punch Tool - 5/8" ... 108
General Purpose ... 109
General Purpose - Industrial Clamp Kit 12" Bands ... 110
Hi-Torque w/Liner ... 111
Hi-Torque H.D. ... 111
Constant Torque w/Liner ... 111
Liner Clamps - for Soft Silicone ... 111
Quick Release ... 112
Pinch On Clamp ... 112

IDEAL TRIDON
Locking Tools ... 113
Locking Tool Parts ... 113
Standard "F" Series - Preformed Clamps ... 114
"K" Clamps Series - Preformed Clamps ... 115
CLAMP-IT Strapping 100' ... 115
Clamp Buckles ... 115
Open End ... 116
"J" Clamps Series ... 116

NORMA GROUP
Power Seal General Purpose Industrial Clamps ... 117

Make-A-Clamp Universal Clamp Kit 117
Aero-Seal Industrial Clamps 118
Hi-Torque H.D. 118
Hi-Torque w/Liner 118
Liner Clamps - for Soft Silicone 119
Constant Torque w/Liner 119

OETIKER

2 Ear 120
Hose Cutter / Pinchers 120
1 Ear 121

15 SAFETY 122-123

Security Chains w/"S" Hooks 122
Lanyards 122
Saftey Cable - Hose to Hose 122
Saftey Cable - Hose to Tool 122
Velcro Cam Lock Straps 123

16 SHOP AID 124-131

S'MoothTM Thread Sealant w/PTFE 124
Cop-GraF™ Copper & Graphite Based 124
PTFE Joint Sealant 124
PTFE Tape 125
TFE™ Pipe thread sealant w/PTFE 125
Anti-Seize Special™ 125
All-Purpose 4-Way™ Lubricant & Pentetrating oil 126
A.S.T. Penetrant II™ 126
Chain & Cable Lube 126
PTFE Spray Light-Coat (Dry Lubricant & Release Agent) 126
Anaerobic sealing compounds PIPE Sealants w/PTFE 127
Anaerobic-HD Sealing compounds (stainless steel grade) 127
Anti-Seize Special™ 127
Silicone Lubricant (Industrial Grade) 128
Belt Dressing 128
Zinc Cold Galvanizing Spray 128
Graphite-Spray 128
CA-020TM Instant adhesive 129
Ready-Stick™ Epoxy putty 129
Adhesive Spray 129
Slickon F Low-Lube 130
AST Rubber Coat 130
Metal Parts Protector Coat 130
Hand & Tool Wipes 130
Anaerobic Thread Lockers 131
SOF-Set Premium General Purpose 131
TUF-SET High Performance 131

17 BANJO 132-139

ADAPTERS & COUPLERS

Female Adapter x Female NPT ..... TYPE A 132
Coupler x Male NPT ..... TYPE B 132
Coupler x Hose Shank ..... TYPE C 132
Coupler x Female NPT ..... TYPE D 132
Adapter x Hose Shank ..... TYPE E 132
Adapter x Male NPT ..... TYPE F 132
Dust Cap ..... TYPE DC 132
Dust Plug ..... TYPE DP 132

Spool Adapter 133
LONGNECK "B" 133
DA - 3" w/3 ARMS 133
ELBOW 90° ..... TYPE A 133
ELBOW 90° ..... TYPE C 133
ELBOW 90° ..... TYPE D 133
ELBOW 90° ..... TYPE F 133

VALVES

Dry Disconnect - Dry Mate® 134
Dry Disconnect-Stubby valve™ 134
Ball Valves & Nozzles 135
Valve Locking 135
Polypropylene Nozzle 135

PIPE FITTINGS

Street Elbow 90° 136
Street Elbow 45° 136
Pipe Elbow 90° 136
Pipe Elbow 45° 136
Tees 136
Couplings 136
Pipe Lug 136
Pipe Cap 136
Hose Barbs 136
Nipple 137
NPT x FPT Poly Reducer Bushings 137
Reducer Nipples 137
Hose Mender 137
Pipe Cross 137
Line Strainers 138
"T" Strainers 138
"Y" Strainers 138
Replacement Mesh - LST 138
Replacement Mesh - LS 138
Class 150 ANSI F Langes 139
Threaded Flange 139
Blind Flange 139
Poly Bulkhead Fittings 139

CAT 2 140-157

1 NOZZLES 140-145

Industrial Fog Nozzles 142
Hose Pipe Nozzles 142
Ball Shutoff Nozzles 143
Smooth bore nozzles -Tips for ball shutoff 143
Selectable Gallonage Nozzles 144
Marine Nozzles 144
Automatic Fixed Pressure Stream Nozzles 145
Automatic Flow Baffle Monitor Nozzles 145
Master Stream Nozzles 145

2 VALVES 146-160

Plain WYE 146
Siamese Clapper 146
Gate Valves - Non Rising 200# 146
Angle Hose - Female x Male 146
Angle Hose - Female x Female 146

Leader Line WYE 147
Leader Line Siamese 147
Forestry WYES 147
Siamese Suction 148
Siamese Suction - 3 Way 148
2-1/2" Hydrant 148
2-1/2" Gate 148
Hydrant WYE 149
Hydrant - 2 Way 149
Hydrant - 3 Way 149
Water Thief 149
"Y" Type "Short Body" Single Clapper 150
"Y" Type "Short Body" Double Clapper 150
90° Single Clapper 150
Sidewalk Escutcheon Plate 150

3 COUPLINGS 151

Rocker Lug Assembly 151
Pin Lug Assembly 151
Expansion Rings 151
Aluminum Hard Coat Couplings 151

4 ADAPTERS 152-154

Pin Lug - Female x Male Reducer 152
Pin Lug - Female x Male 152
Pin Lug - Double Female Swivel 152
Pin Lug - Male x Male 152
Pin Lug - Female x Male Swivel 152
Hex Nipple - Female x Male 153
Hex Nipple - Double Male 153
Hex Nipple - Double Female 153
Hex Bushing - Female x Male Increaser 153
Plastic Adapter & Caps 154
Cap & Chain 154
Plug & Chain 154
Gaskets 154

5 STORZ 155

Storz x Female 155
Storz x RL Swivel Female 155
Storz x Rigid Male 155
Storz Cap 155

6 WRENCHES 156

Adjustable Combination Spanner 156
Universal Spanner 156
Spanner Wrench 156

7 INDUSTRIAL MONITORS 157

Single Waterway Monitor 157
Dual Waterway Monitor 157
Hydrant Mount 157

CAT 3 158-169

1 THERMOMETERS 160-171

3" BI-Metal SS Case 160
5" Adjustable SS Case 160
5" BI-Metal SS Case 160
Standard Pocket 161

2 THERMOWELL 161

Thermowell 161

3 GAUGES 162-168

DRY

Steel Case / Brass Internals 162
Steel Case / Brass Internals 163

LIQUID

Steel Case / Brass Internals 164
Steel Case / Stainless Internals 165
Steel Case / Stainless Internals - **Heavy Duty** 166
Steel Case / Stainless Internals - Front Mount 167

DRY

Process 167
Ammonia 167
Oxygen Gauge & Replacement Lens 168

4 SIPHONS 168

Pigtail - Steam Gauge 168
Coil - Steam Gauge 168

5 NEEDLE VALVES 169

Full Size 169
Mini 169

6 PRESSURE SNUBBERS 169

Pressure Surge & Shock Snubbers 169

CAT 4 170-199

1 COMBINATION NIPPLES 172-177

Male NPT 172
Weld Bevel 173
Grooved 173

CRIMP

Male NPT 174
Weld Bevel 174
Grooved 174
KC Turnback 174

SPECIALTY

Long Shank 175
Hex 175
Reducing & Increasing - Shank x Male NPT 175
Hose Menders 175

EXTERNAL SWAGE
Hose Barb 176
Hose Barb w/Notched Collar 176
Industrial Heavy Duty 176

SWAGE FERRULES
Heavy Duty Industrial 177
Light Duty Industrial 177

2 PIPE NIPPLES 178-180
THREADED
Threaded Nipples 178-179
Threaded Reducing Nipples 180
T.O.E. Welding Nipple 180
Hex Welding Nipple 180

3 COUPLINGS 181
MERCHANT
Merchant Couplings 181

4 FITTINGS 182-183
316 SS & IRON
SS & Iron Threaded Fittings 182-183

5 HAMMER UNION 184-185
Figure 100 Threaded 1000 PSI CWP 184
Figure 200 Threaded 2000 PSI CWP 184
Figure 206 Threaded 2000 PSI CWP 184
Figure 206 Shank 300 PSI CWP 184
Figure 400 Threaded 4000 PSI CWP 184
Replacement Elastomer Seals 184
Figure 602 Threaded 6000 PSI CWP 185
Figure 602 Butt Weld 6000 PSI CWP 185
Figure 1002 Threaded 10000 PSI CWP 185
Figure 1002 Butt Weld 10000 PSI CWP 185
Figure 1502 Threaded 15000 PSI CWP 185
Figure 1502 Butt Weld 15000 PSI CWP 185

6 FLANGES 186-189
NPT Threaded Raised Face - ANSI B16.5 - Forged 150# 186
SLIP-ON Raised Face - ANSI B16.5 - Forged 150# 186
LAP JOINT - ANSI B16.5 - Forged 150# 186
SLIP-ON Flat Face - ANSI B16.5 - Forged 150# 187
KC Turn Back 187
BLIND Raised Face - ANSI B16.5 - Forged 150# 188
WELD Neck Raised Face - ANSI B16.5 - Forged 150# 188
Green Non-Asbestos Flange Gasket 189
REDUCING B - Female Coupler x Male NPT .. 189

7 STUB ENDS 190-191
SCH 10 TYPE C 190
SCH 10 TYPE A 190
Flange ANSI Specifications - 150# 191
Flange Diagrams 191

8 VALVES 192-199
BALL
Brass 192
316 & 304 SS 193
Carbon Steel 194
Ball Type w/CAM Adapter 194
Flange End 194
T-Handle Gas 194

MISCELLANEOUS
Spring Loaded Return handle "DEADMAN" ... 195
Gate Valves 195
Globe Valves 195
Truewafer Butterfly 196
Spring Loaded Check Valve 197
Swing Check 197
Y-Type Strainer 197
Brass Bibb Faucet 197
Brass Garden Hose WYE 197
Brass Lever Valve 198
Syraco Oil & Molasses Gate 198

NEEDLE VALVES
Full Size 199
Mini 199

CAT 5 200-257

1 INDUSTRIAL RUBBER 202-223
AIR
General Purpose PREMIUM 203
Push On 204
Hot Air Blower 204
Textile 205
Wire Air 205

CHEMICAL
XLPE 206
UHMW 207-208

MATERIAL TRANSFER
Bulk Material Suction & Discharge 209
Dry Cement discharge 209
Textile - 800 PSI plaster, grout & concrete 210
Sandblast 210
Hot Tar 211
Fuel Oil Delivery 211

PETROLEUM
Tank Truck - Contractors Grade 212
Tank Truck - 150 PSI 213
Tank Truck - 300 PSI 214
Tank Truck Corrugated - 150 PSI 215
Crude Oil Suction 216
Crude Oil Suction Corrugated 217
Oil Discharge 218

WATER
EPDM Water Suction 219
Water Discharge 2 Ply 220
Water Discharge 4 Ply 221
Steam 222
Pressure Wash 223
Garden Hose 223

2 THERMOPLASTIC HOSE 224-241
AIR SHIELD ECON
AIR SHIELD PRO 225

CONTINENTAL
1500 Clear Suction 226
1600 Olive Green Suction 226
Blue Layflat Discharge 227
2700 Yellow Layflat Discharge 227

MATERIAL TRANSFER
Ducting 228

PETROLEUM
Nitrile Blend Drop Hose 228
Nitrile Blend Drop Hose 228

SPRAY
REAPER XP 600 229
REAPER XP 800 229

TUBING
PVC FDA Clear - (blue tint) 230
PVC FDA Clear Braided - (blue tint) 231
PVC FDA Clear Braided - (blue tint) 231

WATER
PVC Suction - (green) 232
PVC Suction - (clear) 233
FDA / PVC Clear Corrugated Suction 234
Sludge Suction & Discharge 234
FDA Clear PlexiSteel Suction 234
Heavy Duty PVC Suction 235
EPDM/PVC Suction 236
BLUE MAMBA - Standard Duty Discharge 237
SIDEWINDER - Medium Duty Discharge 238
YELLOW LACKET - Heavy Duty Discharge 239
GODZILLA 10 - Nitrile 10 240
GODZILLA 20 - Nitrile 20 241

3 FIRE/MILL HOSE 242-251
MILL
Mill Single Jacket / SBR Lined 243
Mill Single Jacket / PVC - NBR Lined - 300 # Test 244
Mill Single Jacket / EPDM Lined 245
Mill Double Jacket / SBR Lined 246
Mill Double Jacket / PVC - NBR Lined - 300 # Test 246

FIRE
Single Jacket - 300 # Test 247
Single Jacket - 500 # Test 247
Single Jacket - 300 # Test - (UL Label) 248
Single Jacket - 500 # Test - (UL Label) 248
Double Jacket - 600 # Test 249
Double Jacket - 800 # Test 249
Red Coated Single Jacket - 500 # Test 250
Yellow Coated Single Jacket - 500 # Test 250
Forestry Hose - 500 # Test 250
Red Nitrile Covered Permaline - 500 # Test ... 251
Yellow Nitrile Covered Permaline - 500 # Test . 251

4 HYDRAULIC HOSE 252-255
Single Braid 100R1AT / Medium Pressure 252
Double Braid 100R2AT / High Pressure 253
4 Spiral Steel Wire Reinforced 100r12 / Heavy Duty - High Impulse 254
Multiple Spiral Steel Wire Reinforced 100r13 / Heavy Duty - High Impulse 254
4 Spiral Steel Wire Reinforced 4SH / Heavy Duty / High Impulse 255
SAE 100 R4 Oil Return Hose 255

5 HOSE PROTECTION 256-258
NYLON SLEEVES
Nylotek Nylon Protective Sleeve 256

SPIRAL-TEK HOSE GUARD©
Nylotek Nylon Protective Sleeve 257
Bend Restrictors 257

FIRE SLEEVES
Silicone Coated Fire Jackets 258

CAT 6 260-267

1 SHEET RUBBER 260-265
MATTING
Corrugated Runner Matting 262

SKIRTBOARD
Skirtboard 262

SBR SHEET
SBR Sheet - Red 263
SBR Sheet - Nylon Inserted - Black 263

PURE GUM
Pure Gum Sheet - Tan 264

NITRILE
Nitrile Sheet Buna-n Black 265

NEOPRENE
Cloth Inserted Neoprene - Black 265
Commercial Grade Neoprene - Black 266
EPDM
Commercial Grade EPDM - Black 267
NITRILE
Nitrile Sheet FDA - White 267

TECHNICAL DATA 268-276

INDEX 277-284

NOTES