

CAT 1

REPLACEMENT HANDLES & GASKETS

24

STAINLESS STEEL


HANDLES
SELF LOCKING
PINS
RINGS
SAFETY CLIPS

BRASS

HANDLES

GASKETS

BUNA N
BUNA N FDA
NEOPRENE
FEP
PTFE
EPDM





INDEX

- Replacement Handle Kits 2-3
- Gaskets 4-5
- TECHNICAL DATA 6-9

TERMS OF SALE

DISCLAIMERS

TERMS:

1/2% 10 Days, net 30 Days

FREIGHT:

All shipments are made FOB Seal Fast Inc. or Point of Manufacturer. (Applies to shipments from Houston Warehouse Only) Freight prepaid on 1000 net couplings and accessories, \$1500 Net Couplings, PVC Tubing, Braided Tubing and Fire Hose. Freight prepaid on \$3000 Net Couplings, Rubber Hose, PVC Hose and Sheet Rubber with the exclusion of all PVC Suction including 6" and 8" PVC Suction ONLY orders. If combined with other items freight is prepaid at \$3000 Net, otherwise these items will Not be applied toward prepaid freight. **Effective immediately, regardless of invoice value, all uncoupled cut lengths of hoses are shipped FOB Seal Fast Inc.** Seal Fast Inc. reserves the right to determine the most Economical shipping method on all prepaid shipments. **In addition, Seal Fast Inc. reserves the right to refuse any prepaid shipments exceeding 6% freight cost of the order unless items are added or subtracted to keep said freight cost at or below 6%.** Applies to Continental United States, excluding Alaska and Hawaii. **Any evidence of shortage must be reported to Seal Fast Inc. within 10 days. Any Damage to hose/hoses, etc. customer is responsible for filing a claim with the delivery carrier within 10 days. Seal Fast Inc. will not issue credit.**

ALL UPS prepay and add or collect shipments will endure a **\$7.50** shipping and handling fee including All backorders. All drop shipments will endure a \$5.00 fee.

WARRANTY:

Products are warranted against defects in workmanship and defects in material. Products having such defects will be replaced or credited as Seal Fast elects. Liability is limited to the invoice value of the defective item. Our responsibility shall not exceed the original purchase price of the defective product. In any event, Seal Fast, Inc. shall not be held responsible for any special or consequential damages.

RETURNED GOODS:

If for any reason you wish to return goods, please contact Seal Fast Inc. for prior authorization number. Goods must be returned within 30 days and must be in new and resaleable condition. Minimum handling charge is 15%.

All discrepancies in shipment / invoice must be reported within 10 days of receipt of goods.

PROMPTPAYMENT:

Orders receive preferred treatment when the account is paid promptly. Orders may be held up if any unpaid invoice exceeds 30 days.

MINIMUM INVOICE:

All invoices are subject to a minimum billing charge of 50.00 net. Returned checks are subject to a \$25.00 service charge.

GENERAL:

Orders will be accepted subject to delays caused by accident, strike, fire or other causes beyond the control of the seller including failure of seller's suppliers to deliver. Prices, discounts and other specifications are subject to change without notice. All prices are subject to any applicable taxes imposed. The possessions of this price schedule is not to be construed as an offer to sell at the prices shown. Special price for volume quotes will be accepted in writing only.

PLEASE NOTE:

Extra care is taken in the preparation of this literature but Seal Fast, Inc. is not responsible for any inadvertent typographical errors or omissions.

STOCKING WAREHOUSES

SEAL FAST, INC.

5603 Harvey Wilson Dr.

Houston, TX 77020

(713) 675-6324 or 800-231-0734

| FAX (713) 675-0146 or 800-681-1515

| E-mail sales@sealfast.com

PORTER ASSOCIATES

1150 Boot Road

Unit 1

Downingtown, PA 19335

(610) 518-2301

ASPEN MARKETING, INC

5160 Fox Street

Denver, CO 80216

(303) 455-8175

(303) 477-6504 Fax

THE WAGNER GROUP

125 State St.

P O Box 1683

Elkhart, IN 46516

(574) 294-2769

(574) 522-2083 Fax

DISCLAIMERS

Product Images

- Seal Fast makes every reasonable effort to show accurate product representation, however pictures are for reference only, and do not necessarily reflect the exact product you will receive.
- Seal Fast reserves the right to alter product appearance without notice. Some product features shown in pictures may no longer be available.

Product Specifications

- Seal Fast is continuously working to provide the best quality for the best price.
- We reserve the right to alter product specifications without notice.

Product Usage

- Our Sales Team will do their best to assist in choosing the best product for a particular application. However, it is ultimately the customer's responsibility to determine the correct product for the correct application.
- Seal Fast will not be held liable for the abuse or misuse of our products in a manner in which they are not designed.
- Seal Fast cannot guarantee the integrity of an assembly if other manufacturers parts are used.

Product Availability

- Seal Fast reserves the right to discontinue products at any time without prior notice.

Product Pricing

- Seal Fast is constantly doing our best to maintain pricing levels. However, circumstances change and while many prices go down, others will increase.
- Please contact your sales associate for current pricing.

CAM & GROOVE COUPLINGS

HANDLES



REPLACEMENT HANDLES KITS

All Seal Fast cam arms are supplied complete with pins and spring steel finger rings. All brass, aluminum, and cast iron standard couplers and dust caps are supplied with brass or zinc alloy handles unless otherwise specified. Stainless and poly supplied with 304 stainless steel handle. NOTE: Finger Rings are supplied on Cam Arms of Coupler Sizes 1-1/4" thru 5".



Size	(BAG CONTAINS 1 EA) HANDLE, RING, PIN			
	BRASS			
	Part #	List	Part #	List
1/2"	HRP 050BR		---	
3/4"	HRP 075BR		HRP 075DBR	
1"	HRP 100BR		HRP 100DBR	
2"	HRP 200BR		HRP 200DBR	
3"	HRP 300BR		HRP 300DBR	
6"	HRP 600BR		HRP 600DBR	
8"	HRP 800BRNAE			
8"	HRP 800BRPTK			
12"	HRP 1200BR			

Size	(BAG CONTAINS 1 EA) HANDLE, RING, PIN			
	304 SS			
	Part #	List	Part #	List
1/2"	HRP 050SS		---	
3/4"	HRP 075SS		HRP 075DSS	
1"	HRP 100SS		HRP 100DSS	
2"	HRP 200SS		HRP 200DSS	
3"	HRP 300SS		HRP 300DSS	
6"	HRP 600SS		HRP 600DSS	



Size	(BAG CONTAINS 1 EA) SELF LOCKING HANDLE, RING, PIN		(BAG CONTAINS 1 EA) PAD LOCKING DUST CAP HANDLE, PIN	
	304 SS		304 SS	
	Part #	List	Part #	List
1"	HRP 100SSK		---	
1-1/2"	---		LHP 150SS	
2"	HRP 200SSK		LHP 200SS	
3"	HRP 300SSK		LHP 300SS	
4"	---		LHP 400SS	
6"	HRP 600SSK		LHP 600SS	

(BAG CONTAINS 10 EA) SAFETY CLIP (BAG OF 100 EA)			
PLATED STEEL		304 SS	
Part #	List	Part #	List
SC 1000		SC 1000SS	

** Available as:1-1/4 adapter or coupler X 1-1/4 NPT | Please specify: 1-1/2 adapter or coupler X 1-1/4 NPT | 1-1/2 adapter or coupler X 1-1/2 NPT
Note: All Seal Fast Cam & Groove Stainless Bodies are 316 Investment with 304 Handles. * Dust Caps and Dust Plugs are not designed for pressure applications.

WARNING: Cam & Groove Couplings should NOT be used with any compressed gas, including steam or air. Metal fittings should not be used with Polypropylene Cam & Groove.

HANDLES

CAM & GROOVE COUPLINGS

REPLACEMENT HANDLES KITS

HRP..SS - KITS
includes 1ea



HRP..BR - KITS
includes 1ea



HRP..SK - KITS
includes 1ea



LHP..SS - KITS
includes 1ea



REPLACEMENT SAFETY CLIPS



Safety Clip - 304 SS

Safety Clip - Zinc Plated

***NOTE REGARDING GASKETS:**
All SFI couplers are supplied with Buna-N as standard. However, this sealing compound may not be compatible with all applications.

STANDARD SIZES AND THREADS:
The size indicated for a coupler or adapter is the nominal size of pipe or hose to which it connects. Standard sizes for Seal Fast adapters and couplers are 1/2", 3/4", 1", 1-1/4", 1-1/2", 2", 2-1/2", 3", 4", 5", 6" and 8". Threaded parts are furnished with tapered pipe threads (NPT).

DUST CAPS AND DUST PLUGS:
Dust Caps and Dust Plugs are not designed for pressure application. Caps and Plugs must be chain or cable constrained at all times.

WORKING PRESSURES FOR ALL METALS			
SIZE	PSI	SIZE	PSI
1/2"	150 psi	4"	100 psi
3/4" - 2"	250 psi	5" - 6"	75 psi
2-1/2"	150 psi	8"	50 psi
3"	125 psi	10" - 12"	25 psi

*Recommendations based on use of mating fittings at ambient temperature of 70° F with standard Buna-N seal installed. For use at elevated temperatures or other unusual operating conditions, consult SFI.

Warning: Working pressure may vary depending on how the couplings are attached to the hose assembly. Before operation, always check the hose assembly for proper attachment and that couplings are in working order.

MAXIMUM PRESSURES FOR BANJO Polypropylene, Import Polypropylene & Nyglass	
At 0° F	
1/2" through 2"	100 psi
3" through 4"	75 psi
At 70° F	
1/2" through 2"	125 psi
3" through 4"	75 psi
At 150 °F	
1/2" through 2"	70 psi
3" through 4"	75 psi

REPLACEMENT GASKETS

The gasket materials listed below comprise a general guide to aid in the selection of the correct seal for customer application.

Buna N: *Color Code Blue Stripe*
Buna N is standard. It is generally recommended for petroleum derivates, neutral or slightly acidic salt solutions, alcohols, ethers, glycols, fats, oils, and greases. This compound should give good service from -40°F to +250°F.

Neoprene: *Color Code Red Stripe*
Recommended for alkaline and acid salt solutions and aldehydes such as formaldehyde -65°F to 250°F.

FEP: *Color Code Green*
Recommended for aromatics, hydrocarbons, liquid chlorine, carbon disulfide and molten sulfur. FEP is not recommended for esters or the ketone family. This compound should offer good service -40°F to 400°F.

PTFE:
Fluorinated Ethylene Propylene. Gives an O-ring or gasket it's tremendous characteristics relating to it's resistance to nearly all liquids, gases and chemicals. The exceptions are Liquid Alkali Metals and some Fluorine Compounds.

*PTFE encapsulated with silicon filler -40°F to 500°F.

EPDM: *Color Code White Stripe*
Ethylene-propylene rubber. Excellent ozone, chemical, and aging resistance. Poor resistance to petroleum-based fluids. **For use with 800IALPTK 8" cam-lock

Buna N - FDA: *Color Code WHITE*
It is generally recommended for food handling, neutral or slightly acidic salt solutions, alcohols, ethers, glycols, fats, oils, and greases. This compound should give good service from -40°F to +250°F.

TEMPERATURE RATINGS								
Gasket Material	Temperature Range in °F							
	500	400	300	275	250	200	150	0
Buna N				✓				-40
Neoprene					✓			-65
FEP		✓						-40
Silicone	✓							-30
*Teflon	✓							-40
Nat. Rubber						✓		-60
Butyl			✓					-40
Hypalon					✓			-65
EPDM							✓	
PTFE Encapsulated SILICON		✓						
PTFE Encapsulated FKM		✓						

*Tetrafluorethylene Resin by DuPont viton & teflon are regestered names.

4 *Viton is a registered trademark of DuPont

REPLACEMENT GASKETS


The gasket materials listed below comprise a general guide to aid in the selection of the correct seal for customer application.

Size	PK Qty	BUNA N		BUNA N (extra thick)		NEOPRENE		FEP	
		Part #	List	Part #	List	Part #	List	Part #	List
1/2"	25	050 BN		---		050 NE		050 VI	
3/4"	25	075 BN		---		075 NE		075 VI	
1"	25	100 BN		100 BX		100 NE		100 VI	
1-1/4"	25	125 BN		125 BX		125 NE		125 VI	
1-1/2"	25	150 BN		150 BX		150 NE		150 VI	
2"	25	200 BN		200 BX		200 NE		200 VI	
2-1/2"	25	250 BN		250 BX		250 NE		250 VI	
3"	15	300 BN		300 BX		300 NE		300 VI	
4"	10	400 BN		400 BX		400 NE		400 VI	
5"	10	500 BN		500 BX		500 NE		500 VI	
6"	10	600 BN		600 BX		600 NE		600 VI	
8"	10	800 BN NAE							
8"	10	* 800 BNPTK							

*For use w/8" PTK style Cam Lock


Size	PK Qty	EPDM		FEP Envelope w/Neoprene		Silcone Encapsulated	
		Part #	List	Part #	List	Part #	List
1/2"	25	050 EP		---	---	---	
3/4"	25	075 EP		075 TF		---	
1"	25	100 EP		100 TF		---	
1-1/4"	25	125 EP		125 TF		---	
1-1/2"	25	150 EP		150 TF		150TFCAP	
2"	25	200 EP		200 TF		200TFCAP	
2-1/2"	25	250 EP		250 TF		250TFCAP	
3"	15	300 EP		300 TF		300TFCAP	
4"	10	400 EP		400 TF		400TFCAP	
5"	---	---		500 TF		---	
6"	---	---		600 TF		---	

SPECIAL NOTE REGARDING GASKETS: All SFI couplers are supplied with Buna-N as standard. However, this sealing compound may not be compatible with all applications.



FKM Filler

Size	PK Qty	FKM	
		Part #	List
1-1/2"	25	150TFVCAP	
2"	25	200TFVCAP	
2-1/2"	25	250TFVCAP	
3"	25	300TFVCAP	
4"	25	400TFVCAP	



BUNA N - FDA

Size	PK Qty	BUNA N - FDA	
		Part #	List
3/4"	25	075 FDA	
1"	25	100 FDA	
1-1/4"	25	125 FDA	
1-1/2"	25	150 FDA	
2"	25	200 FDA	
2-1/2"	25	250 FDA	
3"	15	300 FDA	
4"	10	400 FDA	
5"	---	500 FDA	
6"	---	600 FDA	

TECHNICAL DATA

CORROSION RESISTANCE OF COUPLING MATERIALS

CAUTION: The following data has been compiled from generally available sources end should not be relied upon without consulting and following the specific recommendations of the manufacturer regarding particular coupling materials.

RATINGS: 1. Excellent 2. Good	3. Fair Conditional x. Not Satisfactory	NOTES: No rationg indicates no data available
---	--	--

AGENT	Mall. From Steel	Brass	Bronze	Aluminum	Glass	Stainless 410, 416, 430	Stainless 302, 202, 304, 308	Stainless 316	Monel
Acetate, Solvents, Crude		3				2	1	1	2
Acetate, Solvents, Pure		1	1	1		1	1	1	1
Acetic Acid	X	X	X	2	1	X	2	2	2
Acetic Acid Vapor	X	X		3		X	2	2	3
Acetic Anhydride	X	X		2		X	2	2	2
Acetone	1	1	1	1	1	1	1	1	1
Acetylene	1	2		1		1	1	1	2
Alcohols	1	2		1		1	1	1	1
Aluminum Sulfate	X	3	3	3	1	X	3	2	2
Alums	X	3	2	3	1	X	3	2	2
Ammonia Gas	1	X	3	1	3	1	1	1	X
Ammonium Chloride	1	3		1*		3	3	1	1
Ammonium Hydroxide	2	X		2		1	1	1	3
Ammonium Nitrate	1	X		2		1	1	1	3
Ammonium Phosphate (Ammoniacal)		X				1	1	1	2
Ammonium Phosphate (Neutral)		3				1	1	1	2
Ammonium Phosphate (Acid)		3				3	2	1	2
Ammonium Sulfate	1	3				2	1	1	2
Asphalt	1	2				2	1	1	1
Beer	2	2	1	1		X	1	1	1
Beet SugarLiquors	1	2		1		2	1	1	1
Benzene, Benzol	1	1	1	1	1	1	1	1	1
Benzine (petroleum-naphtha)	1	1		1		1	1	1	1
Borax	2	2				1	1	1	1
Boric Acid	X	3		1		3	2	1	1
Butane, Butylene	1	1	1	1		1	1	1	1
Butadiene		1				1	1	1	1
Calcium Bisulfate		X				X	2	1	X
Calcium Hypochlorite	3	3	3	X	3	X	3	2	3
Cane Sugar Liquors	1	2		1		2	1	1	1
Carbon Dioxide (Dry)	1	1		1		1	1	1	1
Carbon Dioxide (Wet & Aqueous Sol)	2	3		2		2	1	1	2
Carbon Disulfide	2	3		2		2	1	1	3
Carbon Tetrachloride	3	1	2	3	1	1	1	1	1
Chlorine (Dry)	2	2	2	1	2	2	2	2	1
Chlorine (Wet)	X	X	3	X	2	X	X	3	3
Chromic Acid		X	X	X	1	3	2	2	3
Citric Acid	X	3		1		3	X	1	2
Coke Oven Gas	1	3		2		1	1	1	2
Copper Sulfate	X	X		X		1	1	1	3
Core Oils		1	1			1	1	1	1
Cottonseed Oil	1	1	1	1		1	1	1	1
Creosote	2	3		1		1	1	1	1
Ethers	2	1		1		1	1	1	1
Ethylene Glycol	2	2				1	1	1	1
Ferric Chloride	X	X	X	X	1	X	X	X	X
Ferric Sulfate	X	X		X		1	1	1	3
Formaldehyde	2	2		2		1	1	1	1

TECHNICAL DATA

CORROSION RESISTANCE OF COUPLING MATERIALS

CAUTION: The following data has been compiled from generally available sources end should not be relied upon without consulting and following the specific recommendations of the manufacturer regarding particular coupling materials.

RATINGS: 1. Excellent 2. Good	3. Fair Conditional x. Not Satisfactory	NOTES: No rationg indicates no data available
---	--	--

AGENT	Mall. From Steel	Brass	Bronze	Aluminum	Glass	Stainless 410, 416, 430	Stainless 302, 202, 304, 308	Stainless 316	Monel
Formic Acid	X	2		X		X	2	1	2
Freon	3	1	1	1		1	1	1	1
Furfural	1	2		1		1	1	1	1
Gasoline (Sour)	3	3		3		3	1	1	X
Gasoline (Refined)	1	1	1	1		1	1	1	1
Gelatin	1	3		1		1	1	1	1
Glucose	1	1		1		1	1	1	1
Glue	1	3		1		1	1	1	1
Glycerine or Glycerol	1	2		1		1	1	1	1
Hydrochloric Acid	X	X	X	X	1	X	X	X	X
Hydrocyanic Acid	3	X		1		3	1	1	2
Hydrofluoric Acid	X	3	3	X	X	X	X	X	X
Hydrogen Fluoride		3				X	X	3	1
Hydrogen	1	1		1		1	1	1	1
Hyrogen Peroxide	X	X		1		1	2	1	2
Hydrogen Sulfide (Dry)	3	3		2		3	2	1	3
Hydrogen Sulfide (Wet)	3	3		2		3	2	1	3
Lacquers and Lacquer Solvents	3	2		1		1	1	1	1
Lactic Acid	X			3			3	2	1
Lime-Sulfur	2	X		2		1	1	2	
Linseed Oil	1	1		1			1	1	1
Magnesium Chloride	3	3		X		3	2	1	1
Magnesium Hydroxide	1	2		X		1	1	1	1
Magnesium Sulfate	2	2		3		1	1	1	1
Mercuric Chloride	3	X		X		X	X	3	X
Mercury	1	X		X		1	1	1	2
Milk	3	3		1		2	1	1	3
Molasses	2	X		2		2	1	1	1
Natural Gas	1	2		1		1	1	1	1
Nickel Chloride		X		X		X	3	2	2
Nickel Sulfate		3		X		3	2	1	1
Nitric Acid	X	X	X	3	1	2	2	2	X
Oleic Acid	2	3		1		2	2	1	1
Oxalic Acid	3	3		2		3	2	1	1
Oxygen	1	1	1	1		1	1	1	1
Palmitic Acid	1	3		1		2	2	1	1
Petroleum Oils (Sour)		3				3	1	1	X
Petroleum Oils (Refined)	1	1	1	1		1	1	1	1
Phosphoric Acid 25%	3	X		3	3	X	3	1	2
Phosphoric Acid 25-50%	X	X		X	3	X	X	2	2
Phosphoric Acid 50-85%	X	X		X	X	X	X	2	2
Picric Acid	3	X		3		2	1	1	X
Potassium Chloride	2	3		3		3	2	1	1
Potassium Hydroxide	3	X		X		1	1	1	1
Potassium Sulfate	2	2		1		1	1	1	1
Propane	1	1				1	1	1	1
Rosin (Dark)	1	2			1	1	1	1	1
Rosin (Light)		X		1		1	1	1	2

TECHNICAL DATA

CORROSION RESISTANCE OF COUPLING MATERIALS

CAUTION: The following data has been compiled from generally available sources end should not be relied upon without consulting and following the specific recommendations of the manufacturer regarding particular coupling materials.

RATINGS: 1. Excellent 2. Good		3. Fair Conditional x. Not Satisfactory		NOTES: No rationg indicates no data available					
AGENT	Mall. From Steel	Brass	Bronze	Aluminum	Glass	Stainless 410, 416, 430	Stainless 302, 202, 304, 308	Stainless 316	Monel
Shellac		2		2		1	1	1	1
Sludge Acid		X				X	X	3	2
Soda Ash (Sodium Carbonate)	1	2		X		1	1	1	1
Sodium Bicarbonate	3	1		X		1	1	1	1
Sodium Bisulfate	X	3		3		X	1	1	1
Sodium Chloride	2	3	2	X	1	3	2	1	1
Sodium Cyanide	2	X		X		1	1	1	2
Sodium Hydroxide	3	X	3	X	X	2	2	2	1
Sodium Hypochlorite	X	X		X		X	3	2	3
Sodium Metaphosphate	X	3		1		2	1	1	1
Sodium Nitrate	1	3		1		1	1	1	1
Sodium Perborate	3	3		1		1	1	1	1
Sodium Peroxide	3	3		1		1	1	1	1
Sodium Phosphate (Alkaline)		3				1	1	1	1
Sodium Phosphate (Neutral)		2				1	1	1	1
Sodium Phosphate (Acid)		2				X	2	1	1
Sodium Silicate	1	3		X		1	1	1	1
Sodium Sulfate	1	2		3		1	1	1	1
Sodium Sulfide	1	X				1	1	1	2
Sodium Thiosulfate (Hypo)	3	X		X		1	1	1	2
Stearic Acid	3	3		3		2	2	1	1
Sulfate Liquors		X				1	1	1	2
Sulfur	2	X		2		2	2	1	3
Sulfur Chloride	X	X				X	3	2	2
Sulfur Dioxide (Dry)	2	1		1		1	1	1	1
Sulfur Dioxide (Wet)		X				X	2	1	X
Sulfuric Acid 10%	X	X	3	3		X	X	2	2
Sulfuric Acid 10-75%	X	X	X	X		X	X	X	2
Sulfuric Acid 75-95%	3	X	X	X		3	3	2	3
Sulfuric Acid 95%	2	X	X			2	2	2	X
Surlfurous Acid	X	X		X		X	3	2	X
Tannic Acid	3	3	1	X			1	1	1
Tar	1	2		1		2	1	1	1
Toluene, Toluol	1	1		1		1	1	1	1
Trichlorethylene	3	1		3		1	1	1	1
Turpentine		3		1		3	1	1	1
Varnish	2	2				1	1	1	1
Vegetable Oils	1	2		1		1	1	1	1
Vinegar	3	3		3		3	2	1	2
Water (Acid Mine Water)	3	X		3		2	1	1	3
Water (Fresh)	3	1		1		1	1	1	1
Water (Salt)	3	3	2	X		3	2	2	1
Whiskey	X	2				3	1	1	2
Wines	X	2				3	1	1	2
Xylene, Xylol	2	1		1		1	1	1	1
Zinc Chloride	X	X		X		3	2	1	1
Zinc Sulfate	3	3		3		3	2	1	1

TECHNICAL DATA

OIL & GASOLINE RESISTANCE

Rubber hose is used to convey petroleum products both in the crude and refined stages. The aromatic content of refined gasoline is often adjusted to control the octane rating. The presence of aromatic hydrocarbons in this fuel generally has a greater effect on rubber components than do aliphatic hydrocarbons. Aromatic materials in contact with rubber tend to soften it and reduce its physical properties. For long lasting service, the buyer of gasoline hose should inform the hose manufacturer of the aromatic content of the fuel to be handled so that the proper tube compound can be recommended for the specific application.

The effects of oil on rubber depend on a number of factors that include the type of rubber compound, the composition of the oil, the temperature and time of exposure. Rubber compounds can be classified as to their degree of oil resistance based on their physical properties after exposure to a standard test fluid. In this RMA classification, the rubber samples are immersed in IRM 903 oil at 100°C for 70 hours. (See ASTM Method D-471 for a detailed description of the oil and the testing procedure.) As a guide to the user of hose in contact with oil, the oil resistance classes and a corresponding description are listed.

PHYSICAL PROPERTIES AFTER EXPOSURE TO OIL:		
	VOLUME CHANGE MAXIMUM	TENSILE STRENGTH RETAINED
CLASS A (HIGH OIL RESISTANCE).....	+25%	80%
CLASS B (MEDIUM/HIGH OIL RESISTANCE).....	+65%	50%
CLASS C (MEDIUM OIL RESISTANCE).....	+100%	40%

CHEMICAL RECOMMENDATIONS

The materials being handled by flexible rubber hose are constantly increasing in number and diversity. T o assist in the selection of the proper elastomer for the service conditions encountered, the following table has been prepared. The reader is cautioned that it is only a guide and should be used as such, as the degree of resistance of an elastomer with a particular fluid depends upon such variables as temperature, concentration, pressure, velocity of flow, duration of exposure, aeration, stability of the fluid, etc. Also variations in elastomer types and special compounding of stocks to meet specific service conditions have considerable influence on the results obtained. When in doubt, it is always advisable to test the tube compound under actual service conditions. If this is not practical, tests should be devised that simulate service condtions or the hose manufacturer contacted for Recommendations.

The following table lists the more commonly used materials, chemicals, solvents, oils, etc. The recommendation are based on room temperature and pressure conditions normally recommended for the particular type of hose being used. Where conditions beyond this can be met readily, they have been so indicated; where conditions are not normal and cannot be readily met, the hose manufacturer should always be consulted. The table does not imply conformance to the Food & Drug Administration requirements of Federal or State Laws when handling food products.

TABLE OF CHEMICAL, OIL & SOLVENT RESISTANCE OF HOSE:
WARNING: The following data has been compiled from generally available sources and should not be relied upon without consulting and following the hose manufacturer's specific chemical recommendations. Neglecting to do so might result in failure of the hose to fulfill its intended purpose, and may result in possible damage to property and serious bodily injury.

RESISTANCE RATING	RELASTOMERS/PLASTICS	
A - Good Resistance, usually suitable for service.	NR - Natural Rubber	EPDM - Ethylene-propylene-diene-terpolymer
F - Fair Resistance, the chemical has some deteriorative effects, but the elastomer is still adequate for moderate service.	IR - Isoprene, synthetic	MQ - Dimethyl-polysiloxane
	SBR - Styrene-butadiene	FKM - Fluoracarbon rubber
C - Depends on Condition, moderate service may be possible if chemical exposure is limited or infrequent.	CR -Chloroprene	CM - Chloro-polyethylene
	NBR - Nitrile-butadiene	ECO/CO - Ephichlorohydrin
X -Not recommended, unsuitable for service.	IIR -Isobutene-isoprene	EXLPE - Chloro-sulfonyl-polyethylene
I - Insufficient Information, not enough data available at the time of publication to determine rating.	CSM - Chloro-sulfonyl-polyethylene	

NOTES

[illegible]This image shows a single sheet of white paper with horizontal ruling lines. The lines are evenly spaced and run across the width of the page. There are no margins, text, or other markings on the paper.